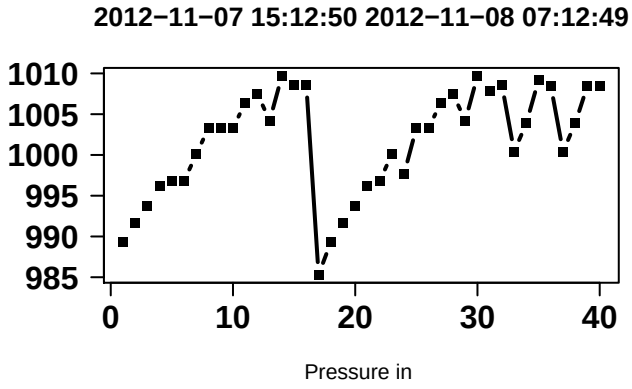
2012−11−07 15:12:50 2012−11−08 07:12:49
1010
1005
1000
995
990
985
0
10
20
30
40
Pressure in

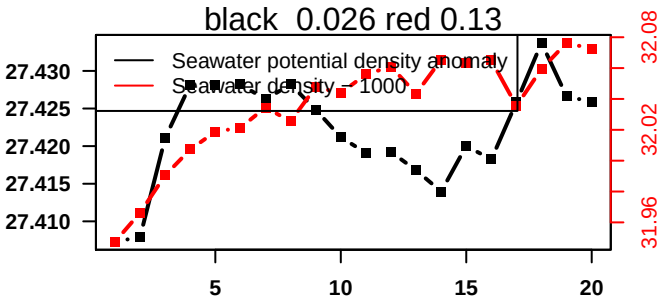
black 0.026 red 0.13
Seawater potential density anomaly
Seawater density - 1000
27.430
27.425
27.420
27.415
27.410
32.08
32.02
31.96
5
10
15
20

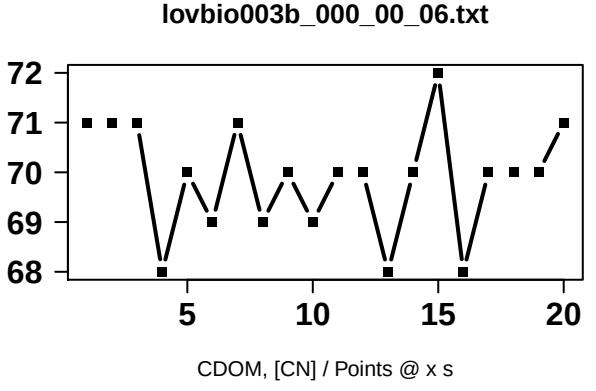
lovbio003b_000_00_06.txt
72
71
70
69
68
5
10
15
20
CDOM, [CN] / Points @ x s

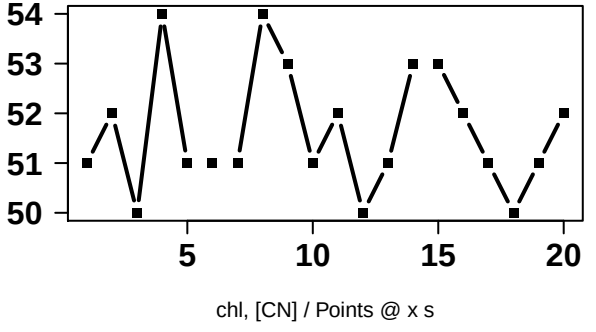
54
53
52
51
50
5
10
15
20
chl, [CN] / Points @ x s

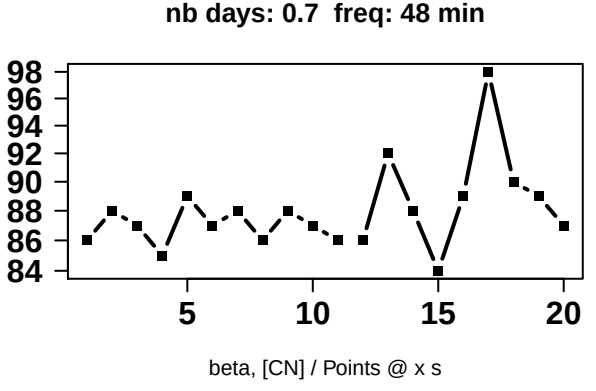
nb days: 0.7 freq: 48 min
98
96
94
92
90
88
86
84
5
10
15
20
beta, [CN] / Points @ x s

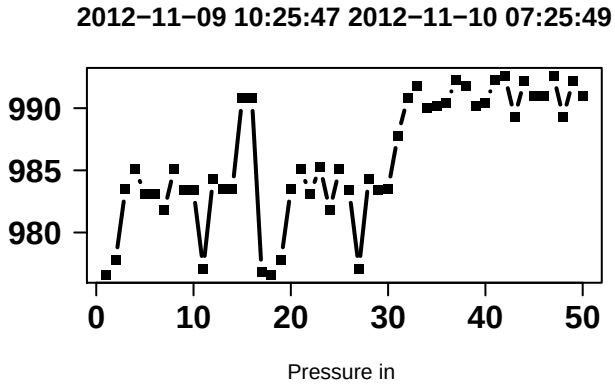
2012−11−09 10:25:47 2012−11−10 07:25:49
990
985
980
0
10
20
30
40
50
Pressure in

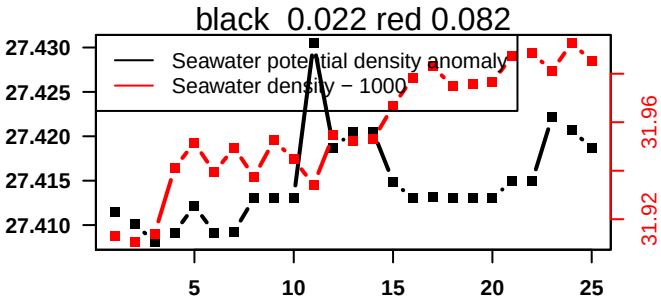
black 0.022 red 0.082
Seawater potential density anomaly
Seawater density − 1000
27.430
27.425
27.420
27.415
27.410
31.96
31.92
5
10
15
20
25

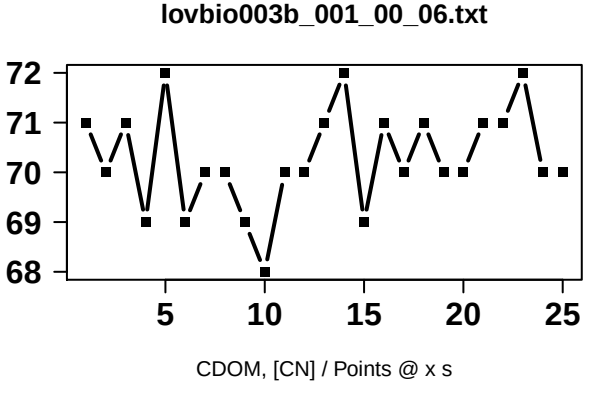
lovbio003b_001_00_06.txt
72
71
70
69
68
5
10
15
20
25
CDOM, [CN] / Points @ x s

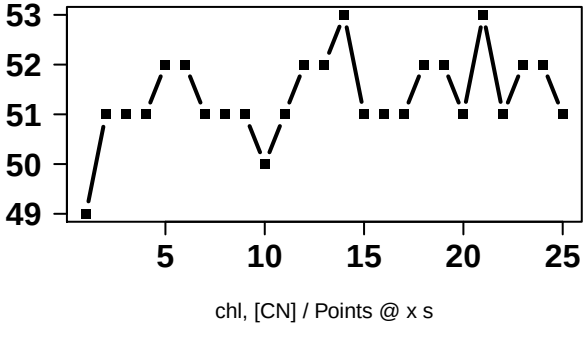
53
52
51
50
49
5
10
15
20
25
chl, [CN] / Points @ x s

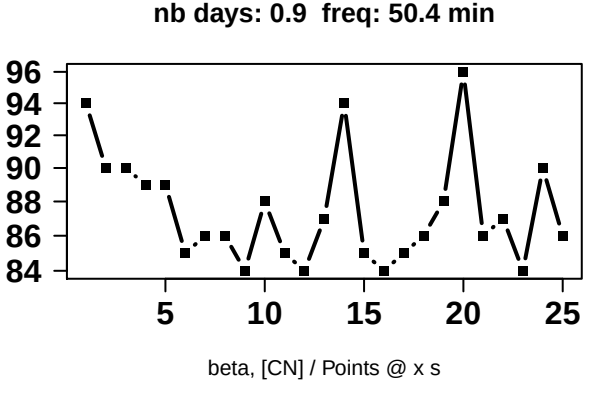
nb days: 0.9 freq: 50.4 min
96
94
92
90
88
86
84
5
10
15
20
25
beta, [CN] / Points @ x s

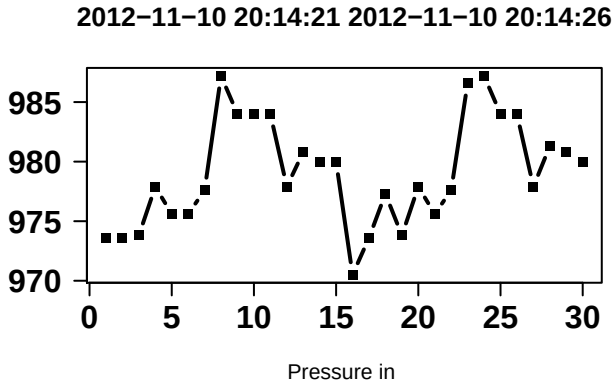
2012−11−10 20:14:21 2012−11−10 20:14:26
985
980
975
970
0
5
10
15
20
25
30
Pressure in

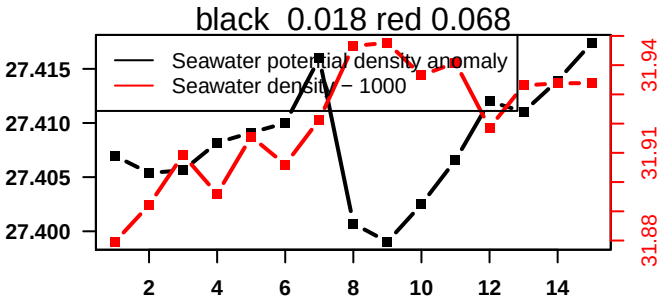
black 0.018 red 0.068
Seawater potential density anomaly
Seawater density − 1000
27.415
27.410
27.405
27.400
31.94
31.91
31.88
2
4
6
8
10
12
14

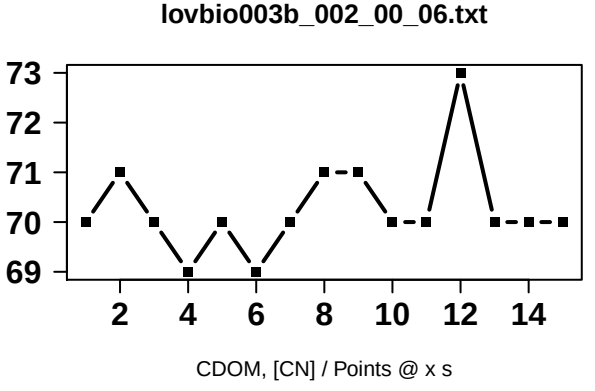
lovbio003b_002_00_06.txt
73
72
71
70
69
2
4
6
8
10
12
14
CDOM, [CN] / Points @ x s

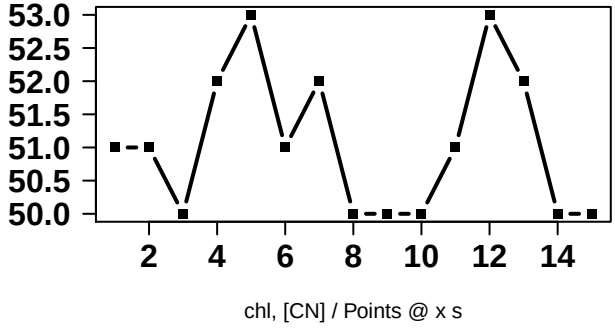
53.0
52.5
52.0
51.5
51.0
50.5
50.0
2
4
6
8
10
12
14
chl, [CN] / Points @ x s

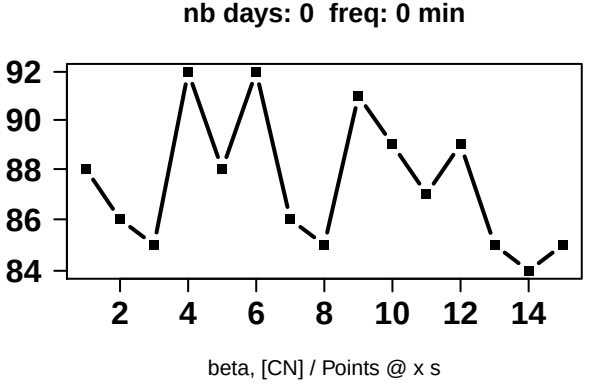
nb days: 0 freq: 0 min
92
90
88
86
84
2
4
6
8
10
12
14
beta, [CN] / Points @ x s

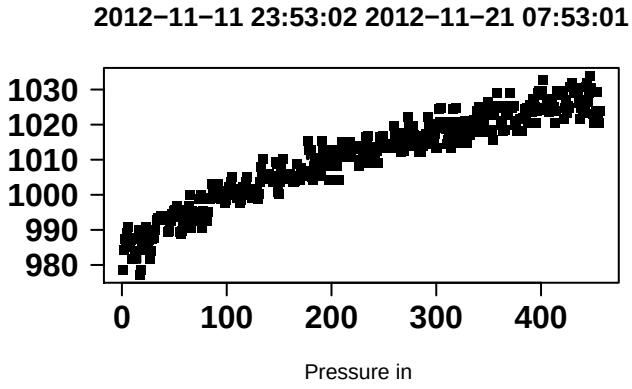
2012−11−11 23:53:02 2012−11−21 07:53:01
1030
1020
1010
1000
990
980
0
100
200
300
400
Pressure in

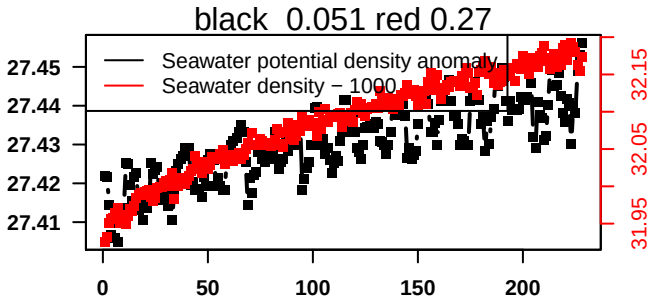
black 0.051 red 0.27
Seawater potential density anomaly
Seawater density − 1000
27.45
27.44
27.43
27.42
27.41
32.15
32.05
31.95
0
50
100
150
200

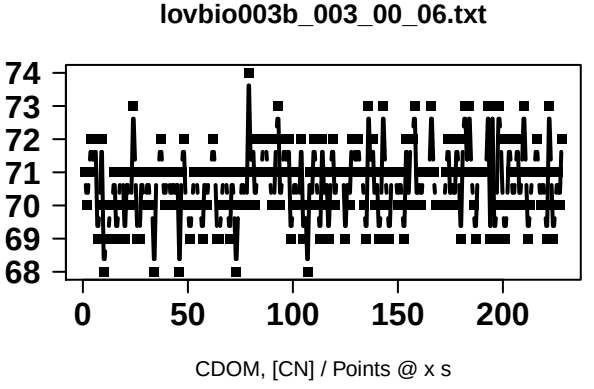
lovbio003b_003_00_06.txt
74
73
72
71
70
69
68
0
50
100
150
200
CDOM, [CN] / Points @ x s

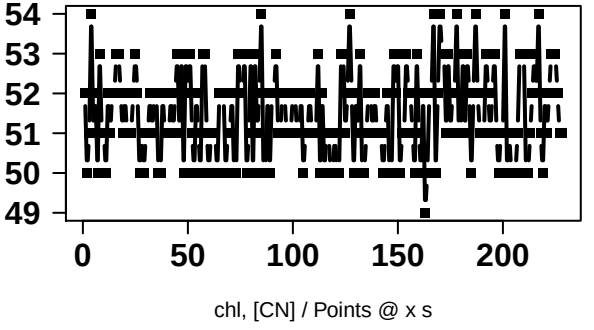
54
53
52
51
50
49
0
50
100
150
200
chl, [CN] / Points @ x s

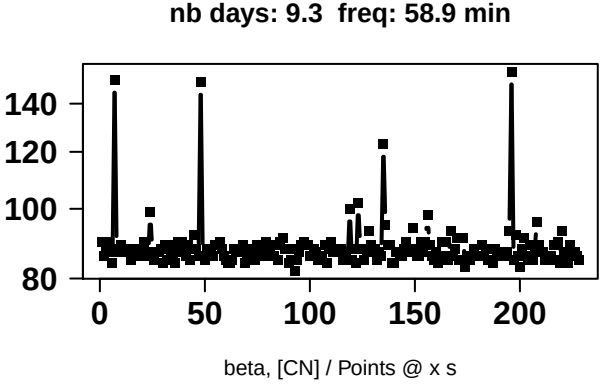
nb days: 9.3 freq: 58.9 min
140
120
100
80
0
50
100
150
200
beta, [CN] / Points @ x s

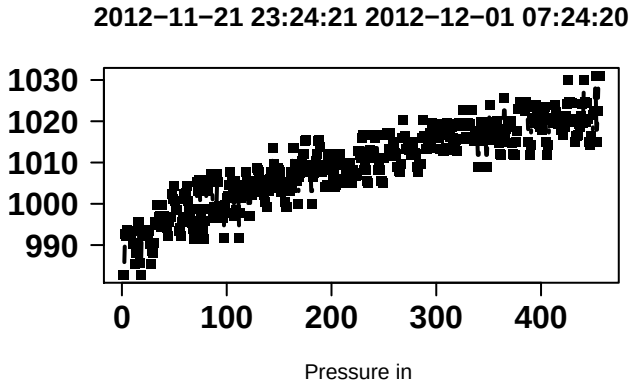
2012−11−21 23:24:21 2012−12−01 07:24:20
1030
1020
1010
1000
990
0
100
200
300
400
Pressure in

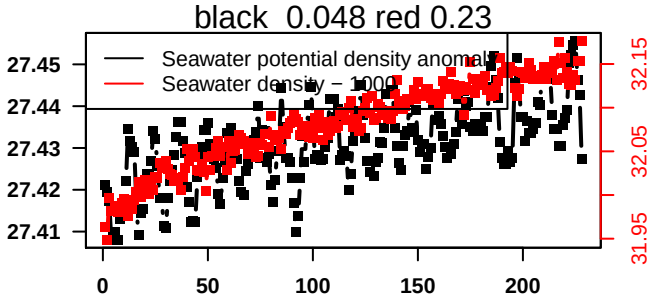
black 0.048 red 0.23
Seawater potential density anomaly
Seawater density − 1000
27.45
27.44
27.43
27.42
27.41
32.15
32.05
31.95
0
50
100
150
200

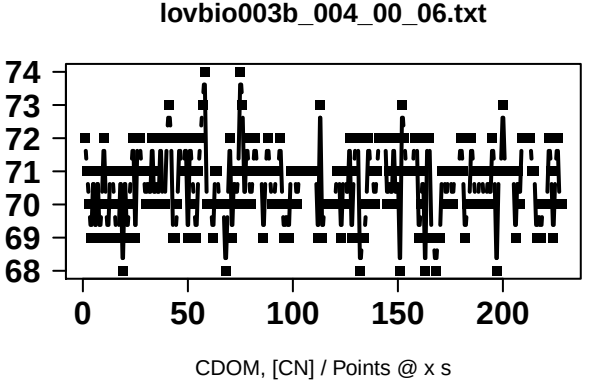
lovbio003b_004_00_06.txt
74
73
72
71
70
69
68
0
50
100
150
200
CDOM, [CN] / Points @ x s

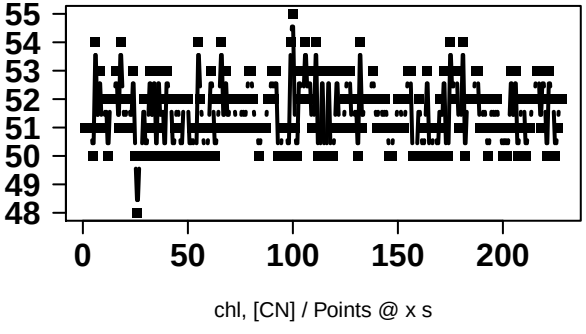
55
54
53
52
51
50
49
48
0
50
100
150
200
chl, [CN] / Points @ x s

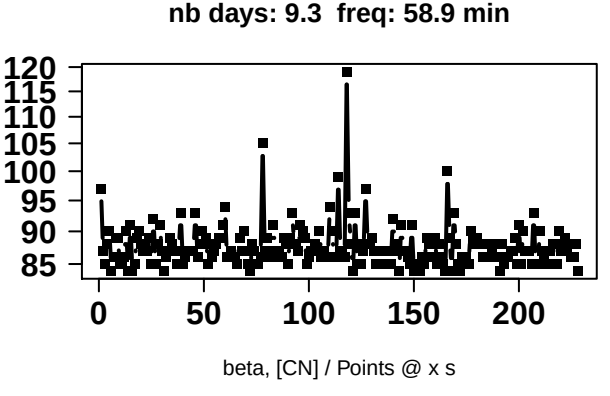
nb days: 9.3 freq: 58.9 min
120
115
110
105
100
95
90
85
0
50
100
150
200
beta, [CN] / Points @ x s

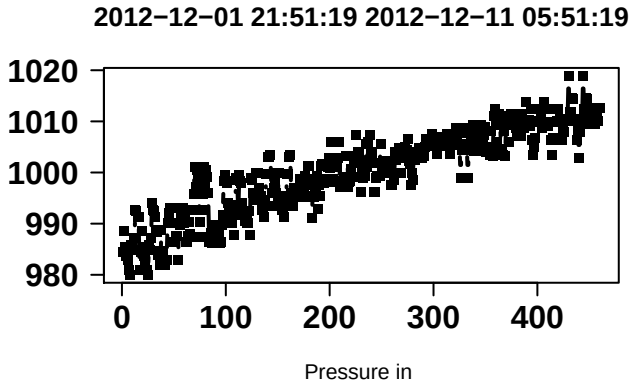
2012−12−01 21:51:19 2012−12−11 05:51:19
1020
1010
1000
990
980
0
100
200
300
400
Pressure in

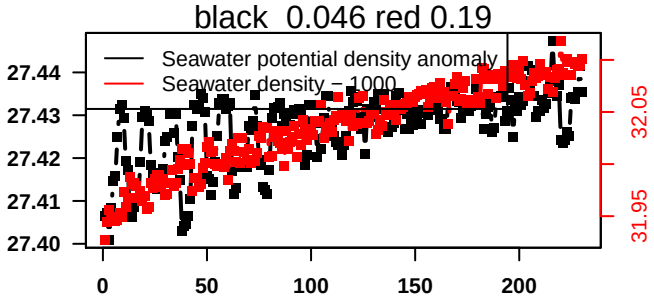
black 0.046 red 0.19
Seawater potential density anomaly
Seawater density − 1000
27.44
27.43
27.42
27.41
27.40
32.05
31.95
0
50
100
150
200

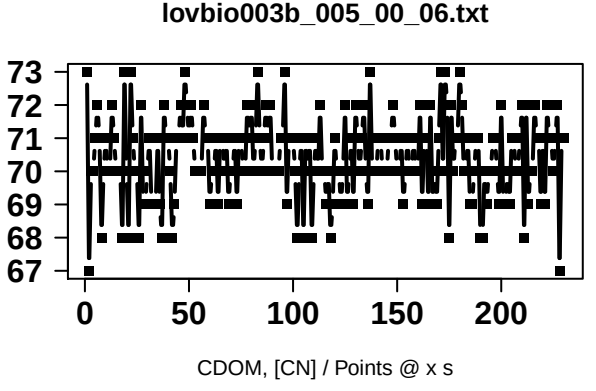
lovbio003b_005_00_06.txt
73
72
71
70
69
68
67
0
50
100
150
200
CDOM, [CN] / Points @ x s

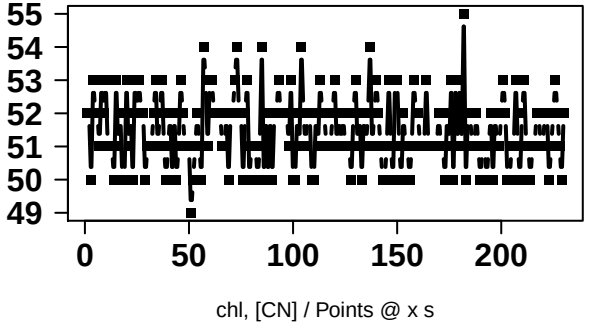
55
54
53
52
51
50
49
0
50
100
150
200
chl, [CN] / Points @ x s

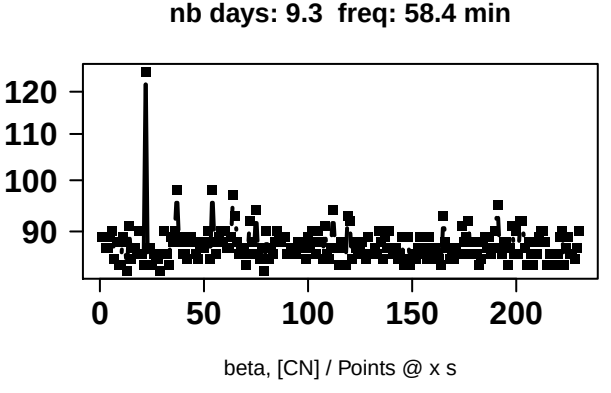
nb days: 9.3 freq: 58.4 min
120
110
100
90
0
50
100
150
200
beta, [CN] / Points @ x s

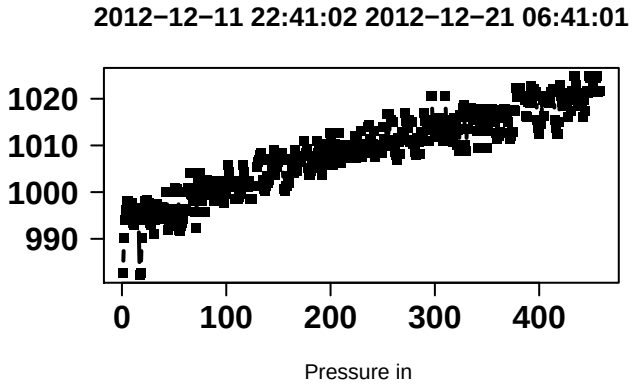
2012−12−11 22:41:02 2012−12−21 06:41:01
1020
1010
1000
990
0
100
200
300
400
Pressure in

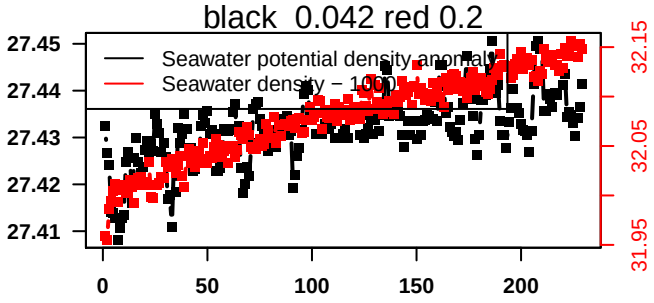
black 0.042 red 0.2
Seawater potential density anomaly
Seawater density − 1000
27.45
27.44
27.43
27.42
27.41
32.15
32.05
31.95
0
50
100
150
200

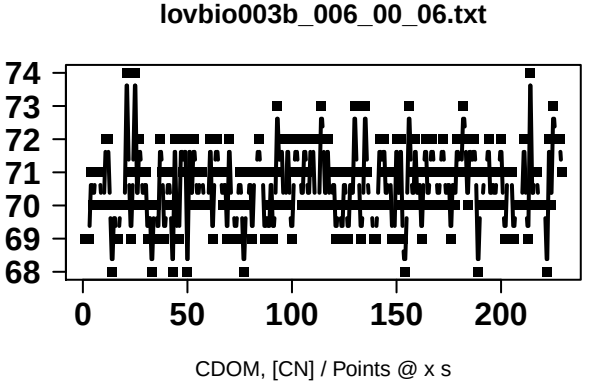
lovbio003b_006_00_06.txt
74
73
72
71
70
69
68
0
50
100
150
200
CDOM, [CN] / Points @ x s

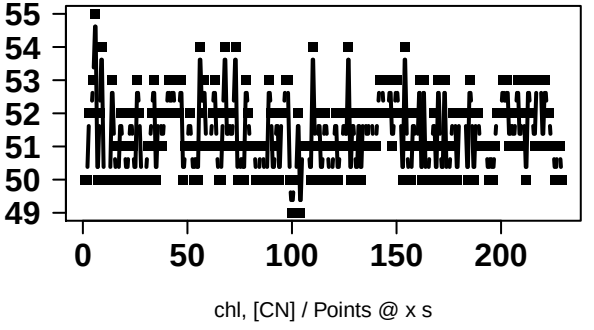
55
54
53
52
51
50
49
0
50
100
150
200
chl, [CN] / Points @ x s

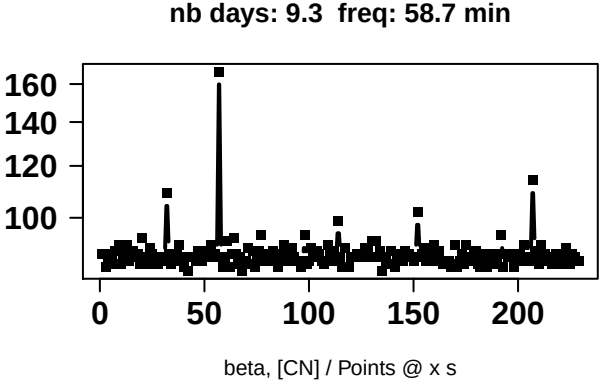
nb days: 9.3 freq: 58.7 min
160
140
120
100
0
50
100
150
200
beta, [CN] / Points @ x s

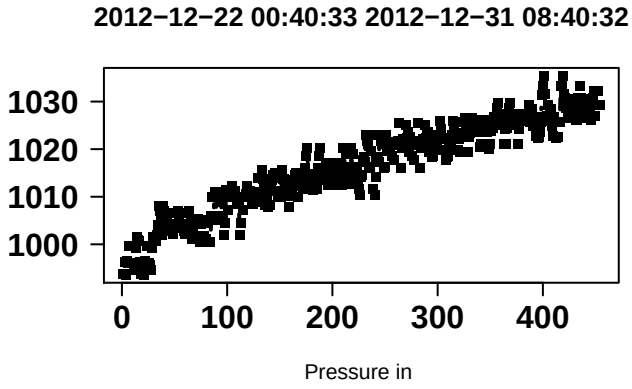
2012−12−22 00:40:33 2012−12−31 08:40:32
1030
1020
1010
1000
0
100
200
300
400
Pressure in

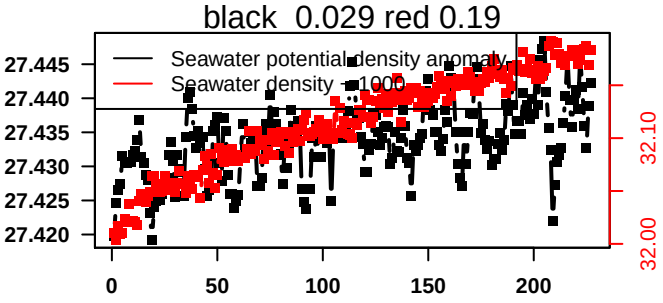
black 0.029 red 0.19
Seawater potential density anomaly
Seawater density - 1000
27.445
27.440
27.435
27.430
27.425
27.420
32.10
32.00
0
50
100
150
200

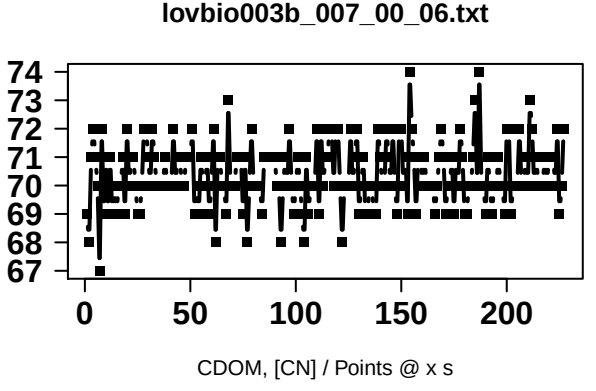
lovbio003b_007_00_06.txt
74
73
72
71
70
69
68
67
0
50
100
150
200
CDOM, [CN] / Points @ x s

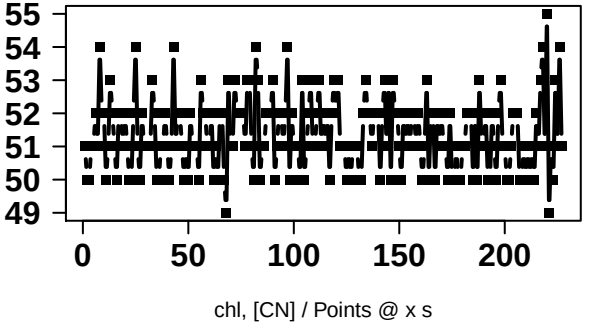
55
54
53
52
51
50
49
0
50
100
150
200
chl, [CN] / Points @ x s

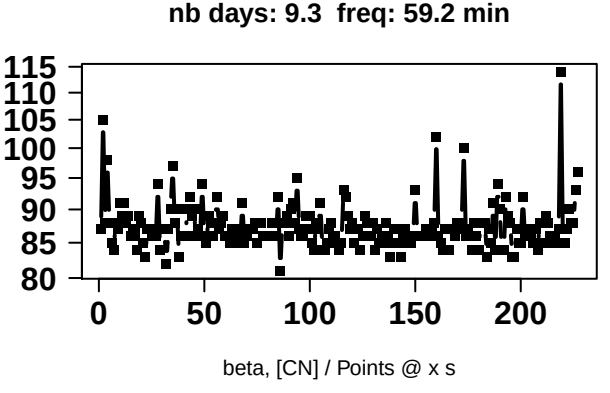
nb days: 9.3 freq: 59.2 min
115
110
105
100
95
90
85
80
0
50
100
150
200
beta, [CN] / Points @ x s

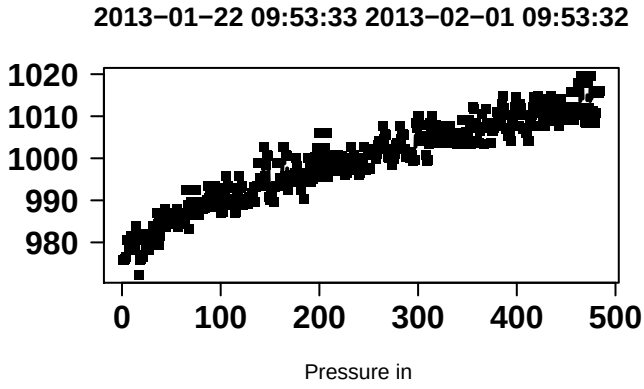
2013−01−22 09:53:33 2013−02−01 09:53:32
1020
1010
1000
990
980
0
100
200
300
400
500
Pressure in

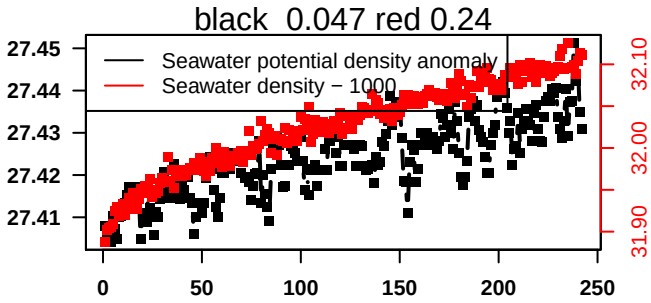
black 0.047 red 0.24
Seawater potential density anomaly
Seawater density − 1000
27.45
27.44
27.43
27.42
27.41
32.10
32.00
31.90
0
50
100
150
200
250

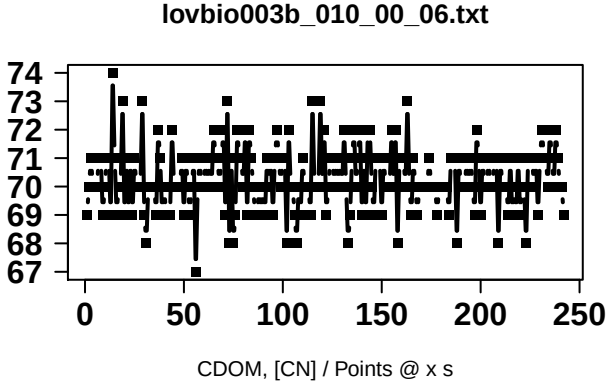
lovbio003b_010_00_06.txt
74
73
72
71
70
69
68
67
0
50
100
150
200
250
CDOM, [CN] / Points @ x s

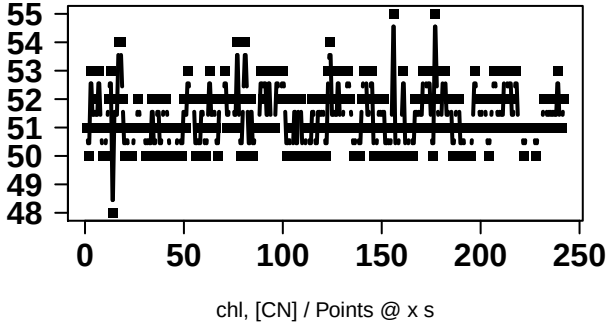
55
54
53
52
51
50
49
48
0
50
100
150
200
250
chl, [CN] / Points @ x s

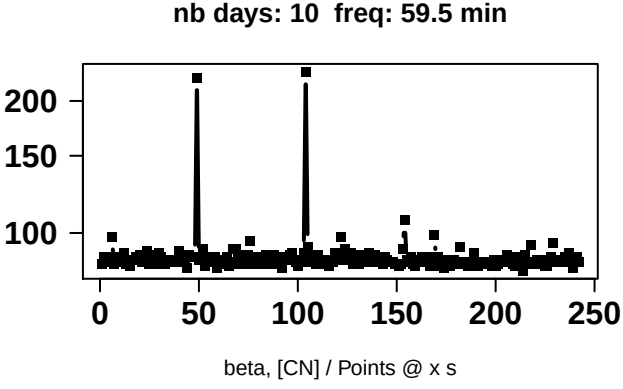
nb days: 10 freq: 59.5 min
200
150
100
0
50
100
150
200
250
beta, [CN] / Points @ x s

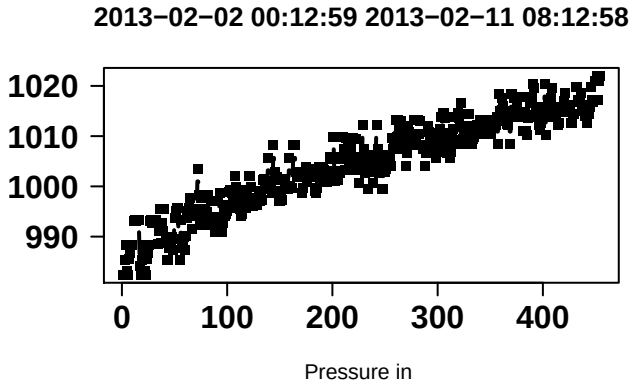
2013−02−02 00:12:59 2013−02−11 08:12:58
1020
1010
1000
990
0
100
200
300
400
Pressure in

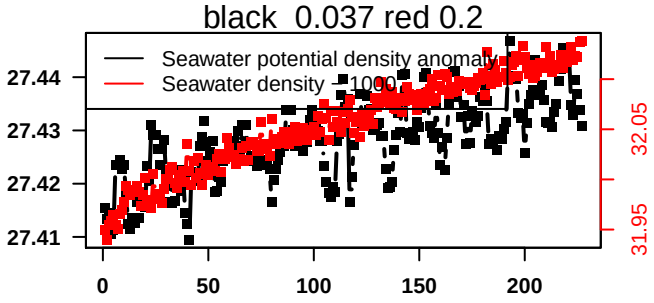
black 0.037 red 0.2
Seawater potential density anomaly
Seawater density − 1000
27.44
27.43
27.42
27.41
32.05
31.95
0
50
100
150
200

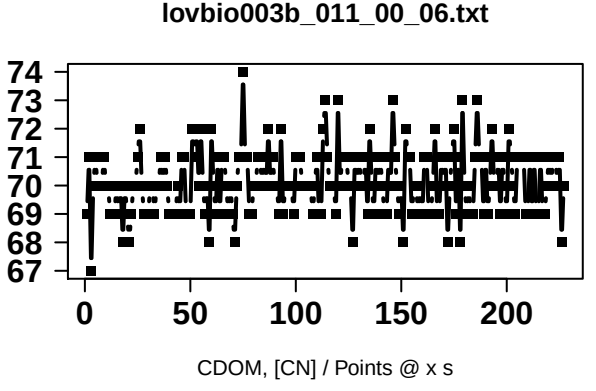
lovbio003b_011_00_06.txt
74
73
72
71
70
69
68
67
0
50
100
150
200
CDOM, [CN] / Points @ x s

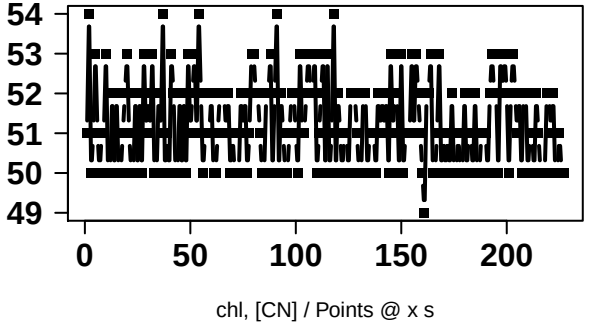
54
53
52
51
50
49
0
50
100
150
200
chl, [CN] / Points @ x s

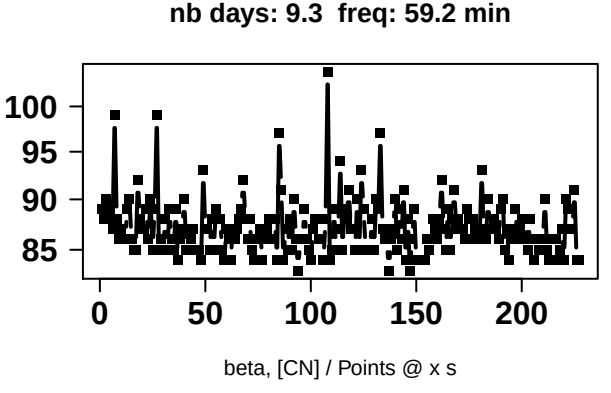
nb days: 9.3 freq: 59.2 min
100
95
90
85
0
50
100
150
200
beta, [CN] / Points @ x s

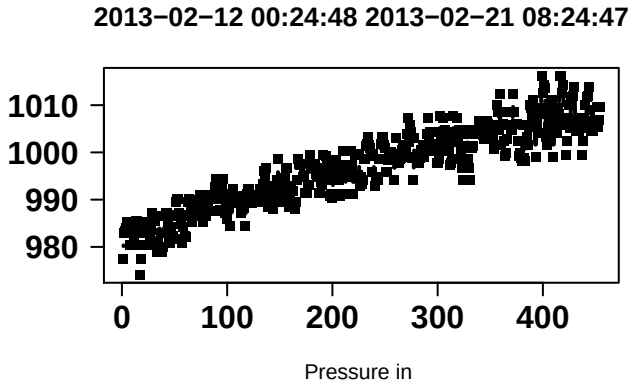
2013−02−12 00:24:48 2013−02−21 08:24:47
1010
1000
990
980
0
100
200
300
400
Pressure in

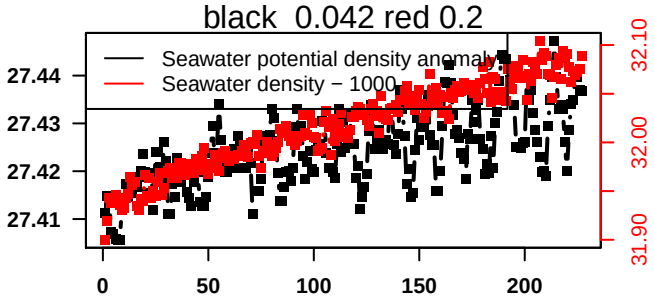
black 0.042 red 0.2
Seawater potential density anomaly
Seawater density − 1000
27.44
27.43
27.42
27.41
32.10
32.00
31.90
0
50
100
150
200

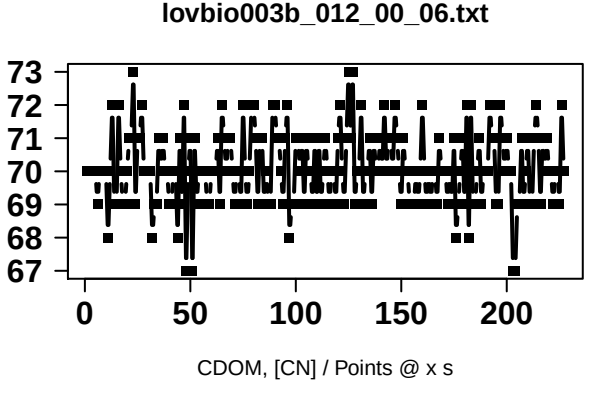
lovbio003b_012_00_06.txt
73
72
71
70
69
68
67
0
50
100
150
200
CDOM, [CN] / Points @ x s

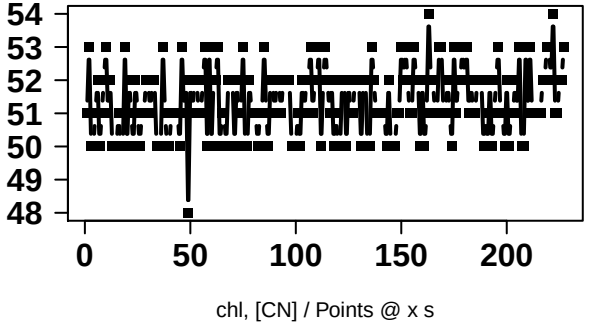
54
53
52
51
50
49
48
0
50
100
150
200
chl, [CN] / Points @ x s

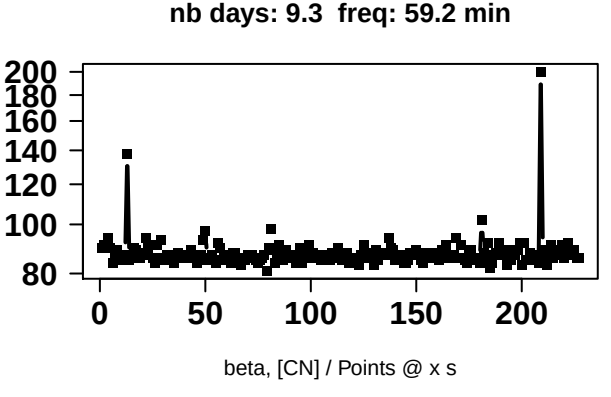
nb days: 9.3 freq: 59.2 min
200
180
160
140
120
100
80
0
50
100
150
200
beta, [CN] / Points @ x s

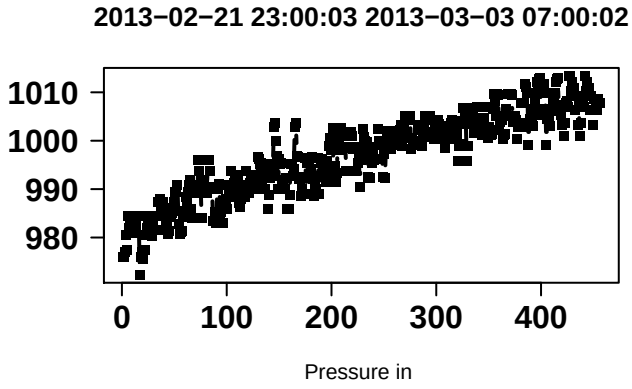
2013−02−21 23:00:03 2013−03−03 07:00:02
1010
1000
990
980
0
100
200
300
400
Pressure in

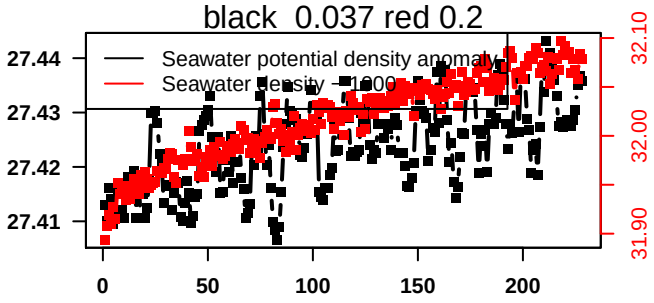
black 0.037 red 0.2
Seawater potential density anomaly
Seawater density − 1000
27.44
27.43
27.42
27.41
32.10
32.00
31.90
0
50
100
150
200

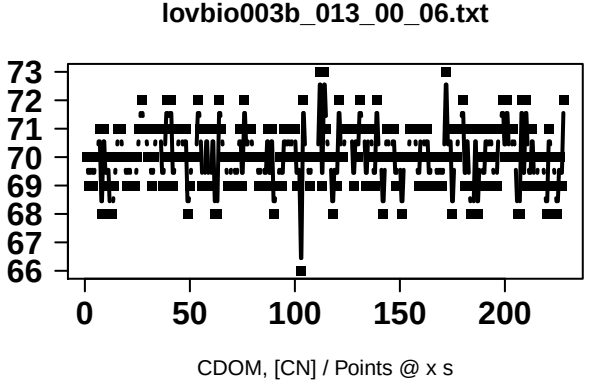
lovbio003b_013_00_06.txt
73
72
71
70
69
68
67
66
0
50
100
150
200
CDOM, [CN] / Points @ x s

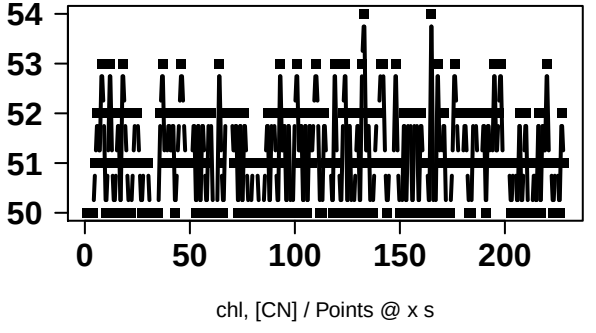
54
53
52
51
50
0
50
100
150
200
chl, [CN] / Points @ x s

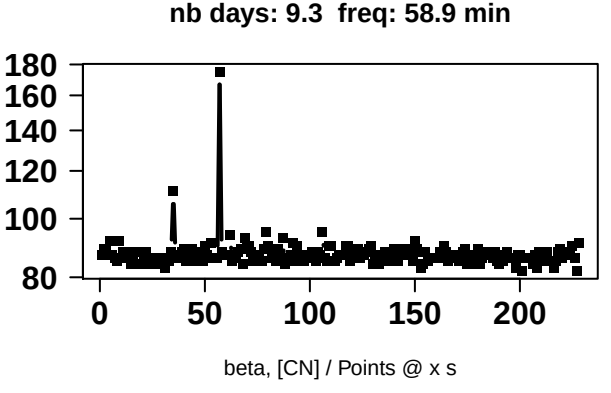
nb days: 9.3 freq: 58.9 min
180
160
140
120
100
80
0
50
100
150
200
beta, [CN] / Points @ x s

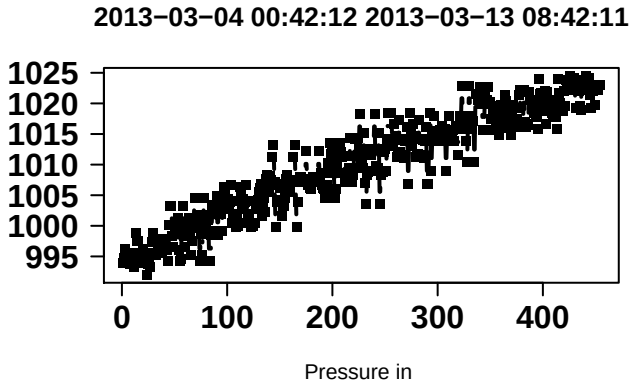
2013−03−04 00:42:12 2013−03−13 08:42:11
1025
1020
1015
1010
1005
1000
995
0
100
200
300
400
Pressure in

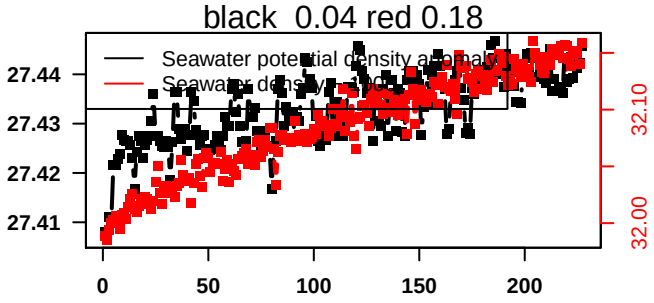
black 0.04 red 0.18
Seawater potential density anomaly
27.44
27.43
27.42
27.41
32.10
32.00
0
50
100
150
200

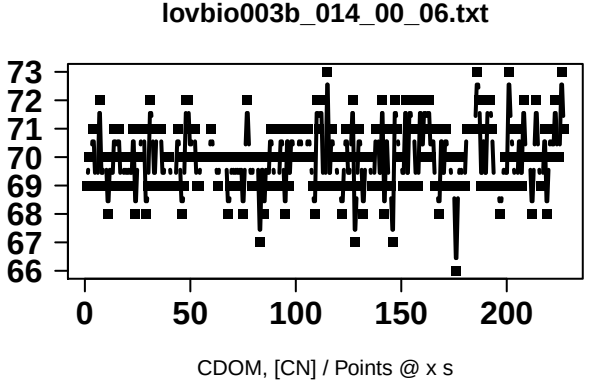
lovbio003b_014_00_06.txt
73
72
71
70
69
68
67
66
0
50
100
150
200
CDOM, [CN] / Points @ x s

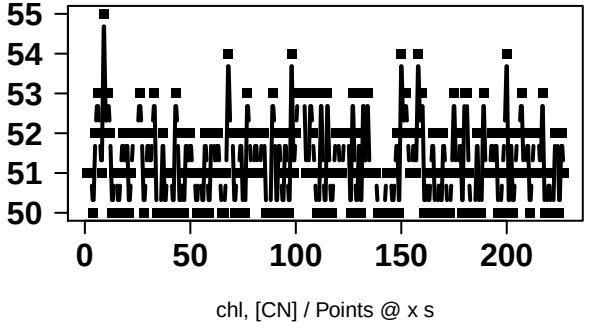
55
54
53
52
51
50
0
50
100
150
200
chl, [CN] / Points @ x s

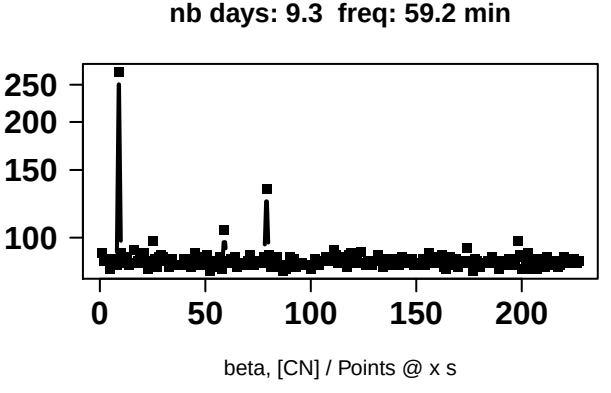
nb days: 9.3 freq: 59.2 min
250
200
150
100
0
50
100
150
200
beta, [CN] / Points @ x s

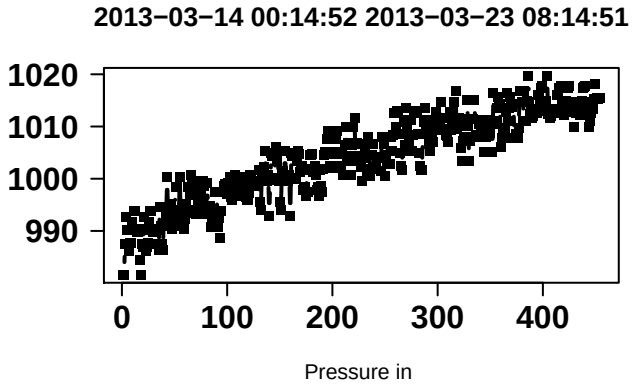
2013−03−14 00:14:52 2013−03−23 08:14:51
1020
1010
1000
990
0
100
200
300
400
Pressure in

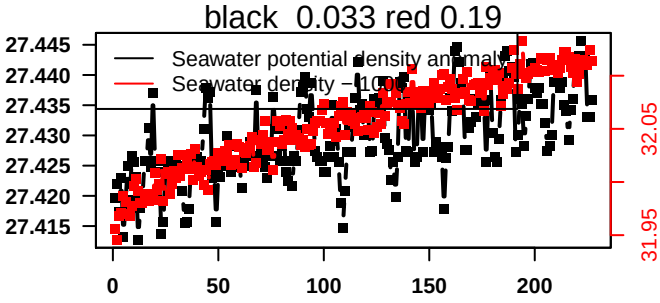
black 0.033 red 0.19
Seawater potential density anomaly
Seawater density −1000
27.445
27.440
27.435
27.430
27.425
27.420
27.415
32.05
31.95
0
50
100
150
200

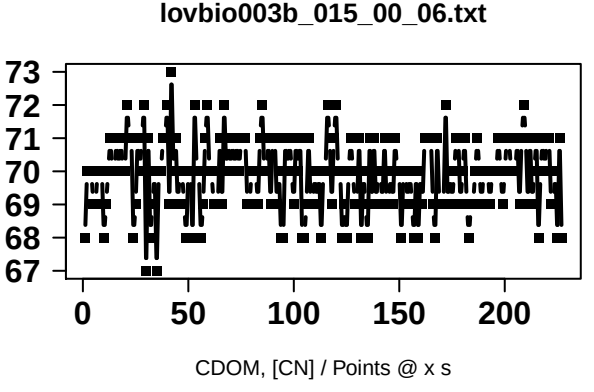
lovbio003b_015_00_06.txt
73
72
71
70
69
68
67
0
50
100
150
200
CDOM, [CN] / Points @ x s

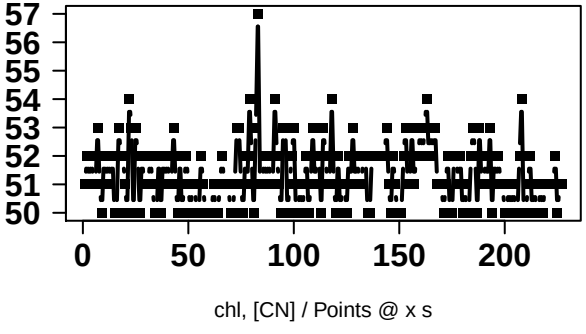
57
56
55
54
53
52
51
50
0
50
100
150
200
chl, [CN] / Points @ x s

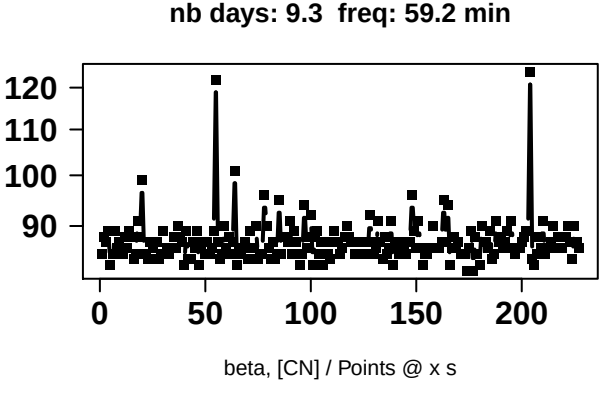
nb days: 9.3 freq: 59.2 min
120
110
100
90
0
50
100
150
200
beta, [CN] / Points @ x s

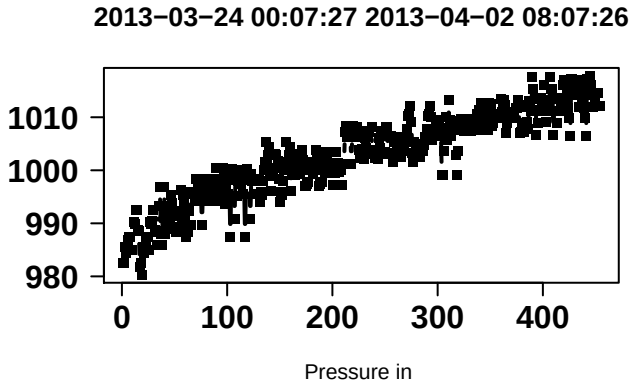
2013−03−24 00:07:27 2013−04−02 08:07:26
1010
1000
990
980
0
100
200
300
400
Pressure in

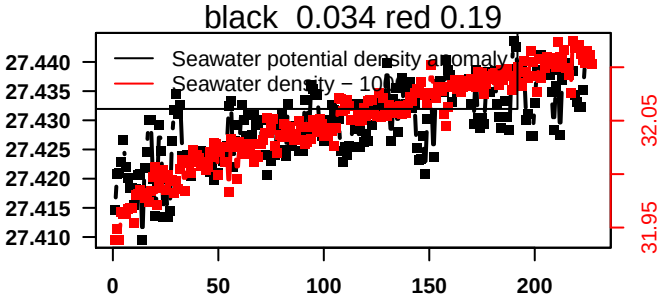
black 0.034 red 0.19
Seawater potential density anomaly
Seawater density − 100
27.440
27.435
27.430
27.425
27.420
27.415
27.410
32.05
31.95
0
50
100
150
200

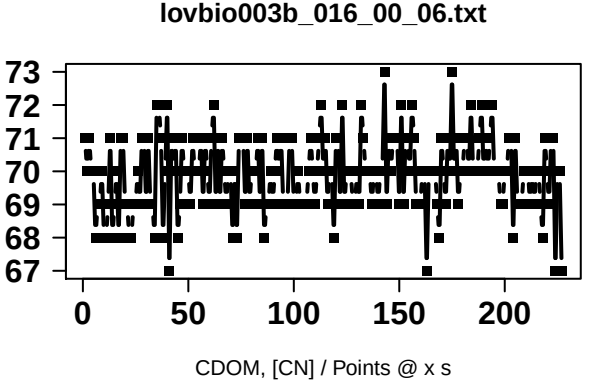
lovbio003b_016_00_06.txt
73
72
71
70
69
68
67
0
50
100
150
200
CDOM, [CN] / Points @ x s

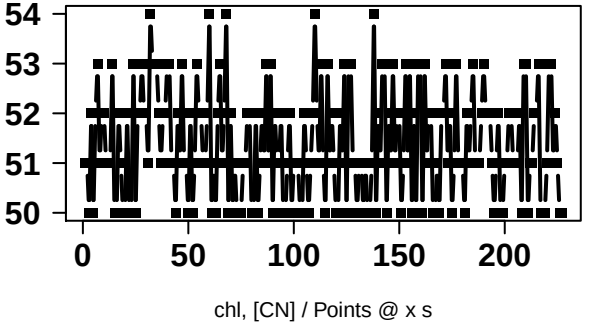
54
53
52
51
50
0
50
100
150
200
chl, [CN] / Points @ x s

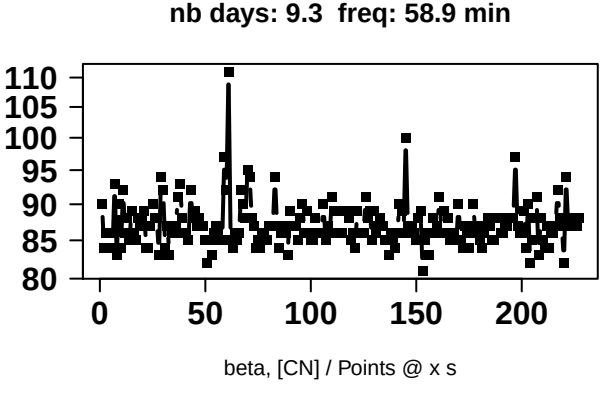
nb days: 9.3 freq: 58.9 min
110
105
100
95
90
85
80
0
50
100
150
200
beta, [CN] / Points @ x s

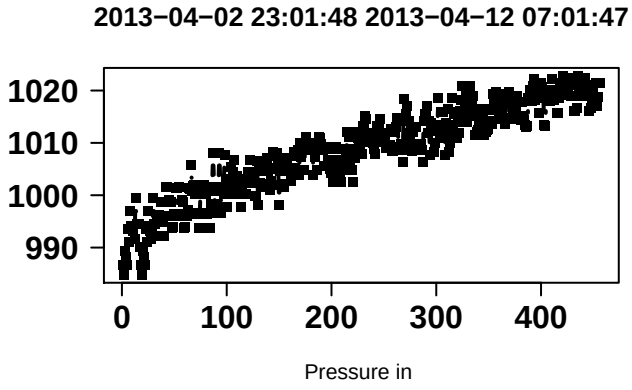
2013−04−02 23:01:48 2013−04−12 07:01:47
1020
1010
1000
990
0
100
200
300
400
Pressure in

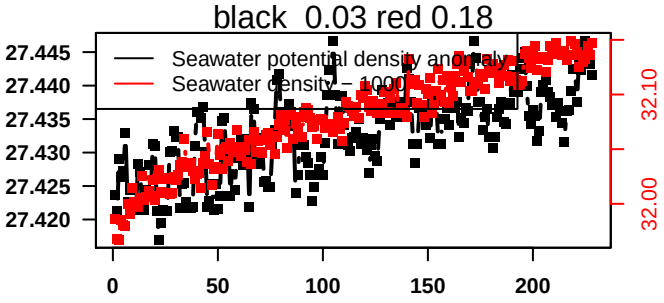
black 0.03 red 0.18
Seawater potential density anomaly
Seawater density − 1000
27.445
27.440
27.435
27.430
27.425
27.420
32.10
32.00
0
50
100
150
200

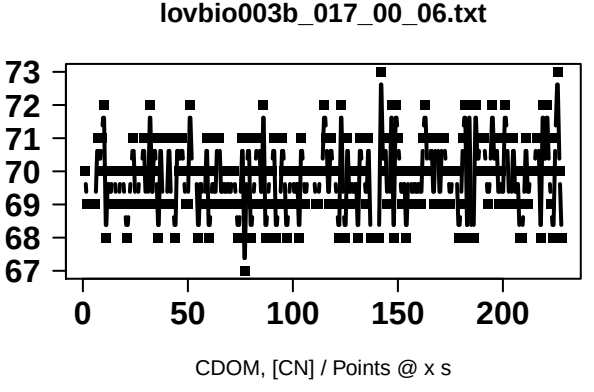
lovbio003b_017_00_06.txt
73
72
71
70
69
68
67
0
50
100
150
200
CDOM, [CN] / Points @ x s

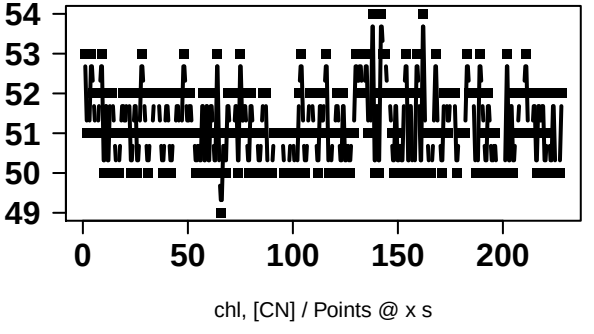
54
53
52
51
50
49
0
50
100
150
200
chl, [CN] / Points @ x s

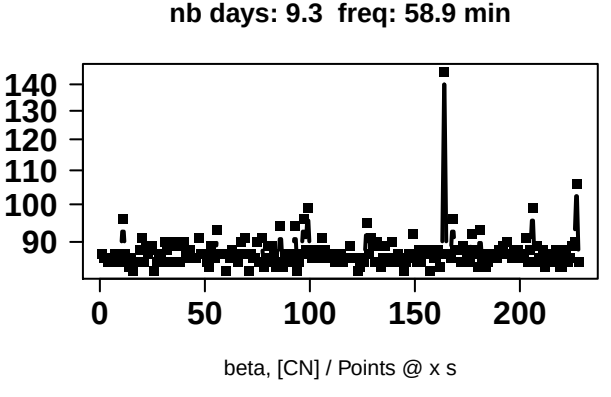
nb days: 9.3 freq: 58.9 min
140
130
120
110
100
90
0
50
100
150
200
beta, [CN] / Points @ x s

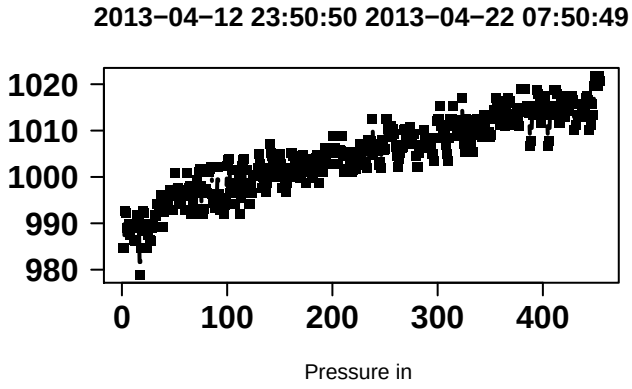
2013−04−12 23:50:50 2013−04−22 07:50:49
1020
1010
1000
990
980
0
100
200
300
400
Pressure in

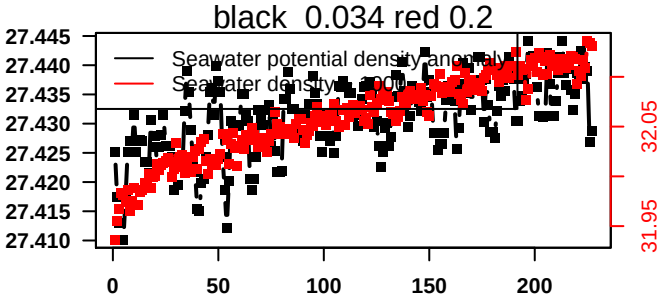
black 0.034 red 0.2
Seawater potential density anomaly
Seawater density, 2000
27.445
27.440
27.435
27.430
27.425
27.420
27.415
27.410
32.05
31.95
0
50
100
150
200

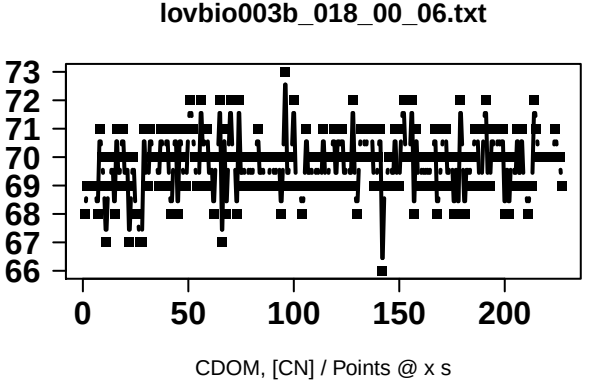
lovbio003b_018_00_06.txt
73
72
71
70
69
68
67
66
0
50
100
150
200
CDOM, [CN] / Points @ x s

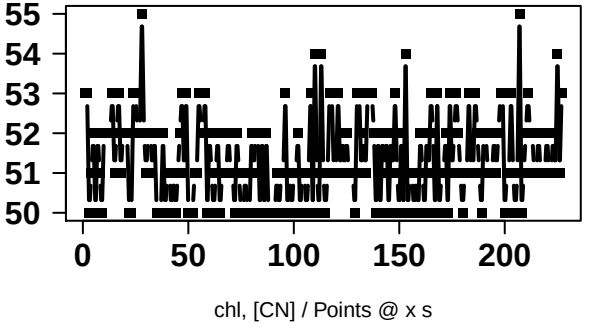
55
54
53
52
51
50
0
50
100
150
200
chl, [CN] / Points @ x s

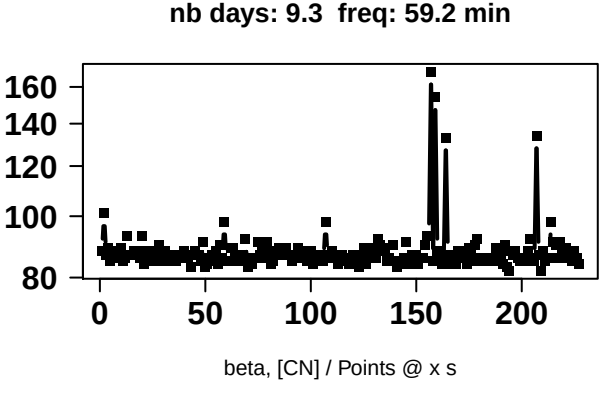
nb days: 9.3 freq: 59.2 min
160
140
120
100
80
0
50
100
150
200
beta, [CN] / Points @ x s

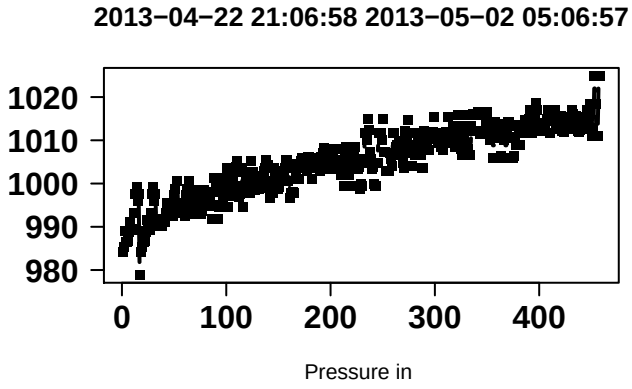
2013−04−22 21:06:58 2013−05−02 05:06:57
1020
1010
1000
990
980
0
100
200
300
400
Pressure in

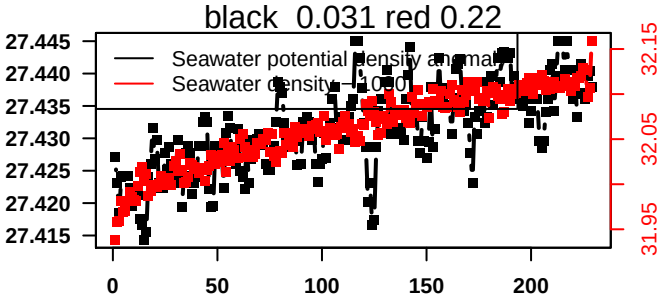
black 0.031 red 0.22
Seawater potential density anomaly
Seawater density − 1000
27.445
27.440
27.435
27.430
27.425
27.420
27.415
32.15
32.05
31.95
0
50
100
150
200

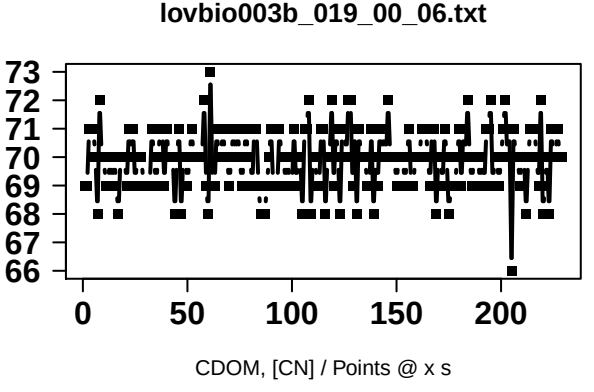
lovbio003b_019_00_06.txt
73
72
71
70
69
68
67
66
0
50
100
150
200
CDOM, [CN] / Points @ x s

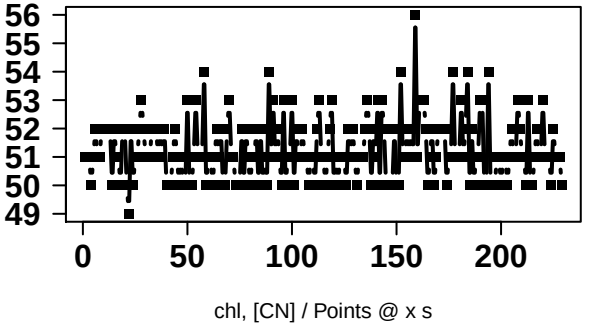
56
55
54
53
52
51
50
49
0
50
100
150
200
chl, [CN] / Points @ x s

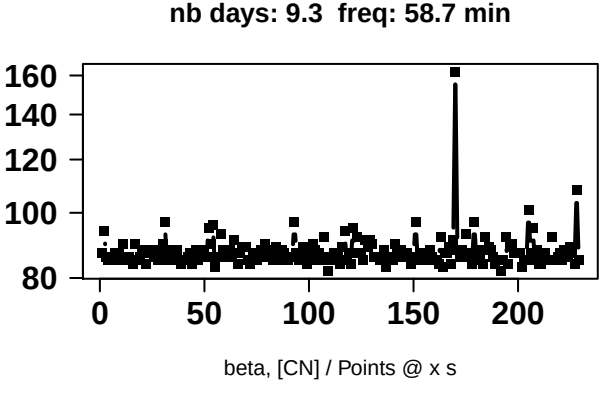
nb days: 9.3 freq: 58.7 min
160
140
120
100
80
0
50
100
150
200
beta, [CN] / Points @ x s

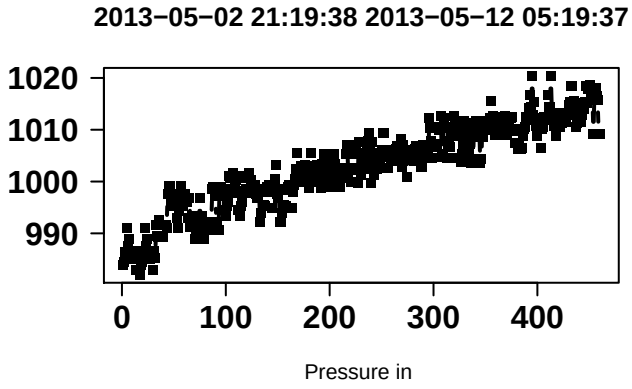
2013−05−02 21:19:38 2013−05−12 05:19:37
1020
1010
1000
990
0
100
200
300
400
Pressure in

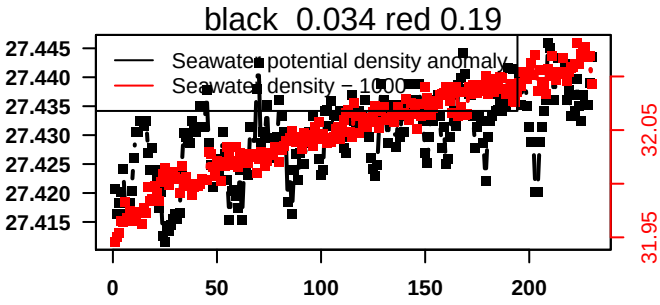
black 0.034 red 0.19
Seawater potential density anomaly
Seawater density − 1000
27.445
27.440
27.435
27.430
27.425
27.420
27.415
32.05
31.95
0
50
100
150
200

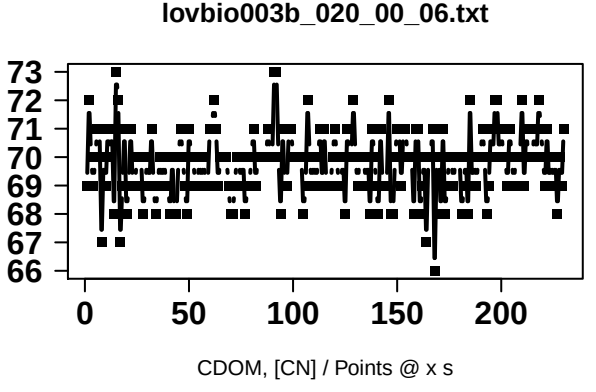
lovbio003b_020_00_06.txt
73
72
71
70
69
68
67
66
0
50
100
150
200
CDOM, [CN] / Points @ x s

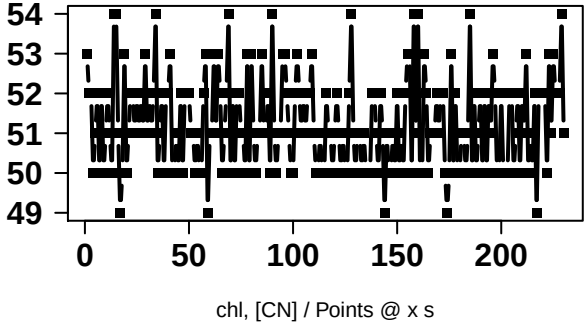
54
53
52
51
50
49
0
50
100
150
200
chl, [CN] / Points @ x s

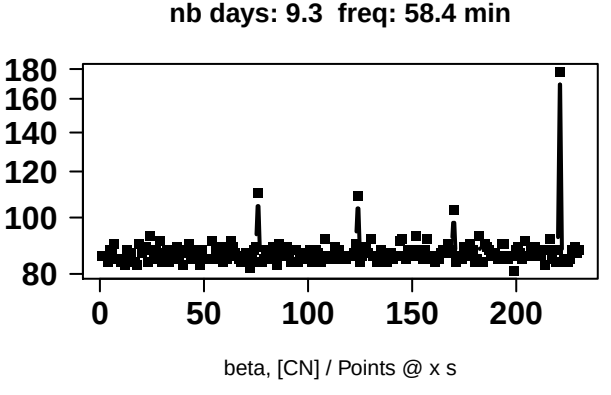
nb days: 9.3 freq: 58.4 min
180
160
140
120
100
80
0
50
100
150
200
beta, [CN] / Points @ x s

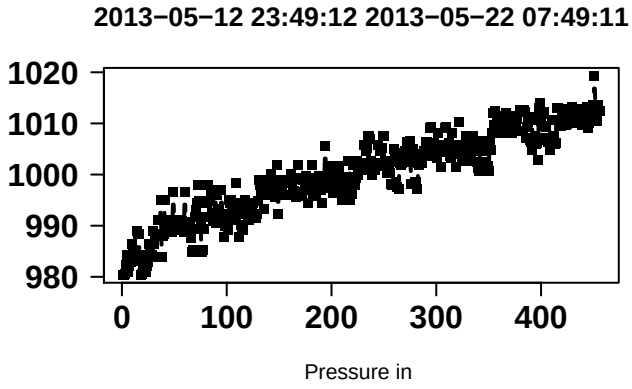
2013−05−12 23:49:12 2013−05−22 07:49:11
1020
1010
1000
990
980
0
100
200
300
400
Pressure in

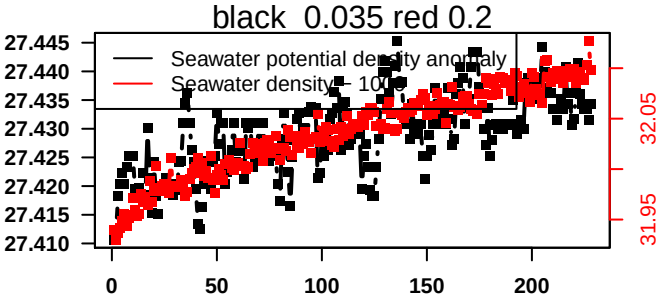
black 0.035 red 0.2
Seawater potential density anomaly
Seawater density − 1000
27.445
27.440
27.435
27.430
27.425
27.420
27.415
27.410
32.05
31.95
0
50
100
150
200

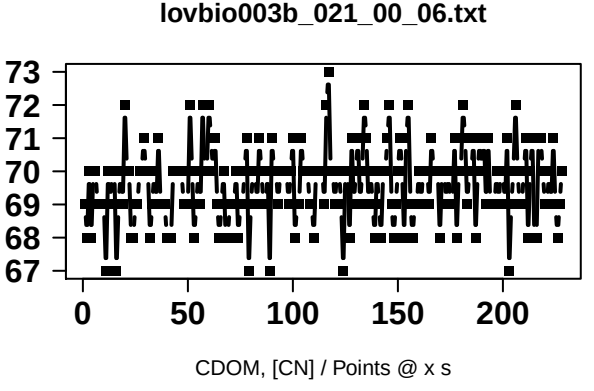
lovbio003b_021_00_06.txt
73
72
71
70
69
68
67
0
50
100
150
200
CDOM, [CN] / Points @ x s

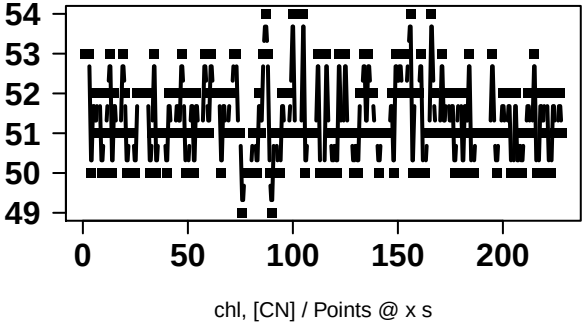
54
53
52
51
50
49
0
50
100
150
200
chl, [CN] / Points @ x s

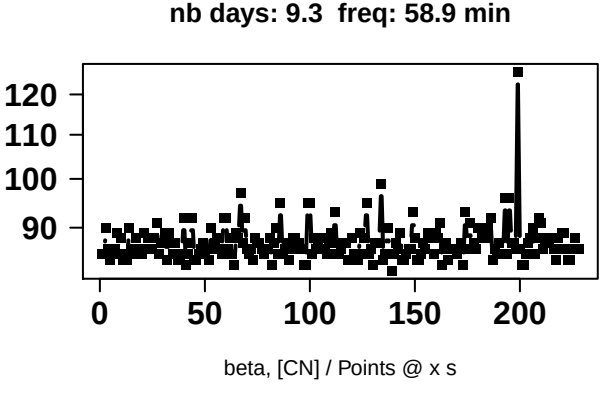
nb days: 9.3 freq: 58.9 min
120
110
100
90
0
50
100
150
200
beta, [CN] / Points @ x s

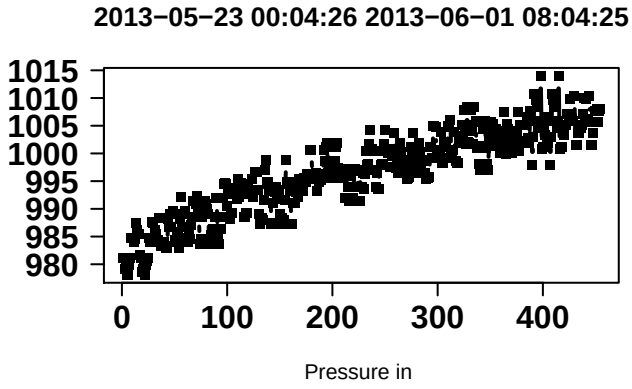
2013−05−23 00:04:26 2013−06−01 08:04:25
1015
1010
1005
1000
995
990
985
980
0
100
200
300
400
Pressure in

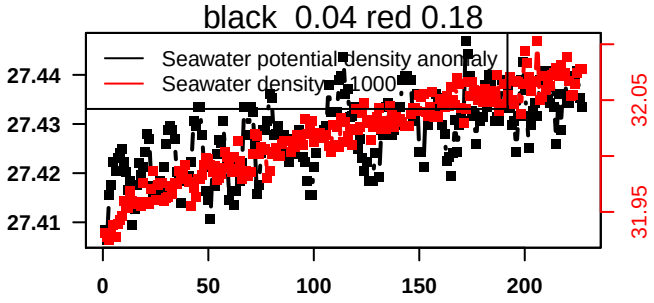
black 0.04 red 0.18
Seawater potential density anomaly
Seawater density −1000
27.44
27.43
27.42
27.41
32.05
31.95
0
50
100
150
200

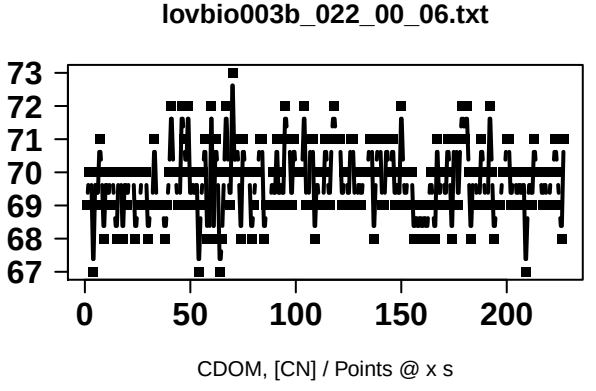
lovbio003b_022_00_06.txt
73
72
71
70
69
68
67
0
50
100
150
200
CDOM, [CN] / Points @ x s

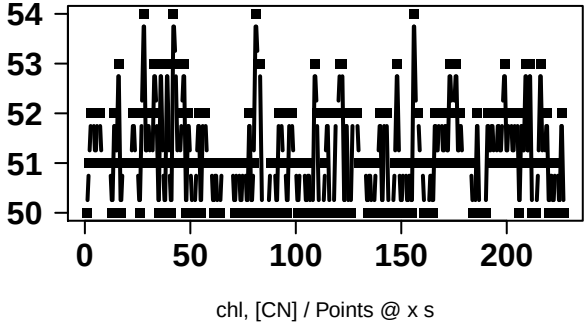
54
53
52
51
50
0
50
100
150
200
chl, [CN] / Points @ x s

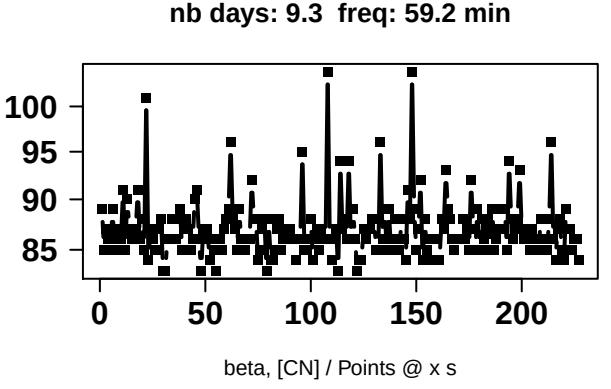
nb days: 9.3 freq: 59.2 min
100
95
90
85
0
50
100
150
200
beta, [CN] / Points @ x s

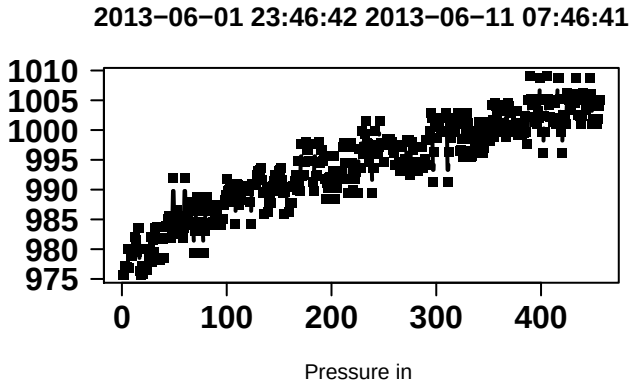
2013−06−01 23:46:42 2013−06−11 07:46:41
1010
1005
1000
995
990
985
980
975
0
100
200
300
400
Pressure in

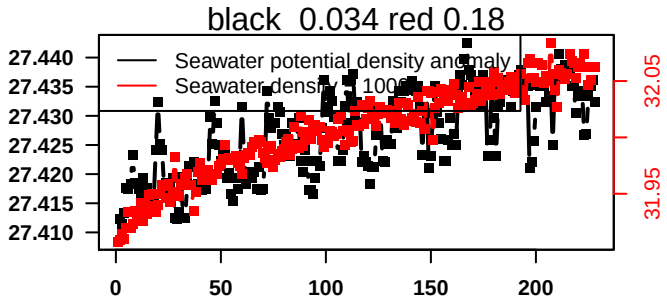
black 0.034 red 0.18
Seawater potential density anomaly
Seawater density 1000
27.440
27.435
27.430
27.425
27.420
27.415
27.410
32.05
31.95
0
50
100
150
200

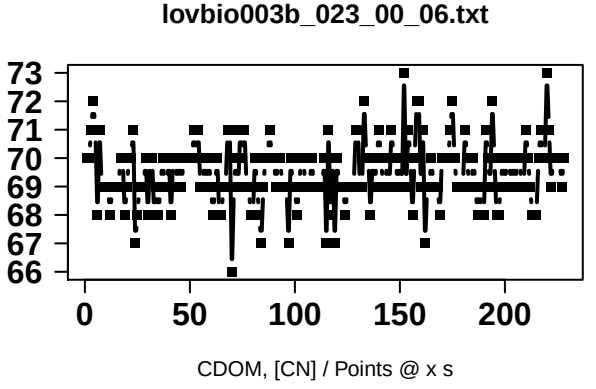
lovbio003b_023_00_06.txt
73
72
71
70
69
68
67
66
0
50
100
150
200
CDOM, [CN] / Points @ x s

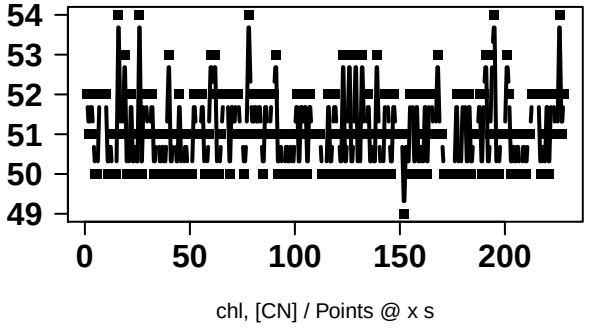
54
53
52
51
50
49
0
50
100
150
200
chl, [CN] / Points @ x s

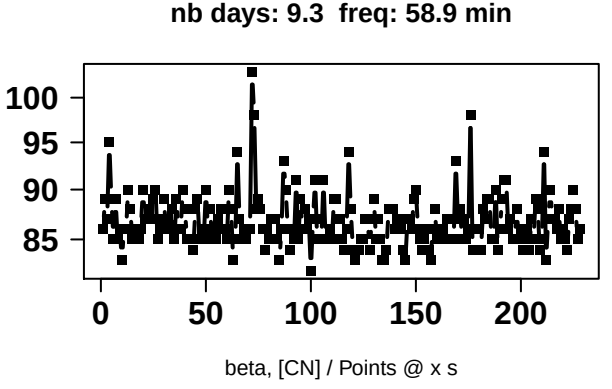
nb days: 9.3 freq: 58.9 min
100
95
90
85
0
50
100
150
200
beta, [CN] / Points @ x s

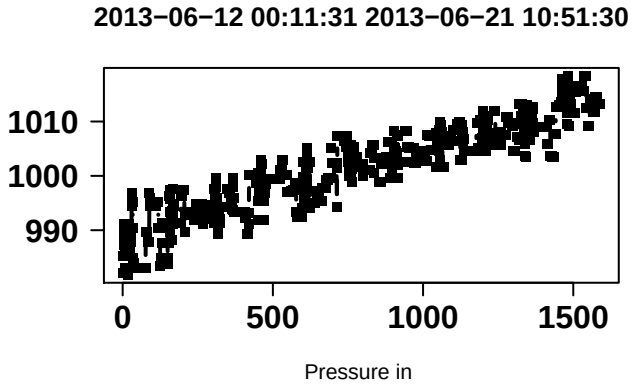
2013−06−12 00:11:31 2013−06−21 10:51:30
1010
1000
990
0
500
1000
1500
Pressure in

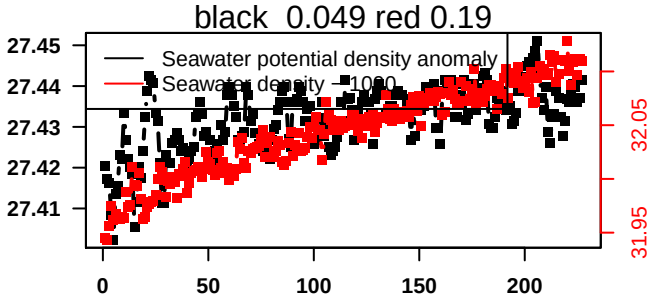
black 0.049 red 0.19
Seawater potential density anomaly
Seawater density − 1000
27.45
27.44
27.43
27.42
27.41
32.05
31.95
0
50
100
150
200

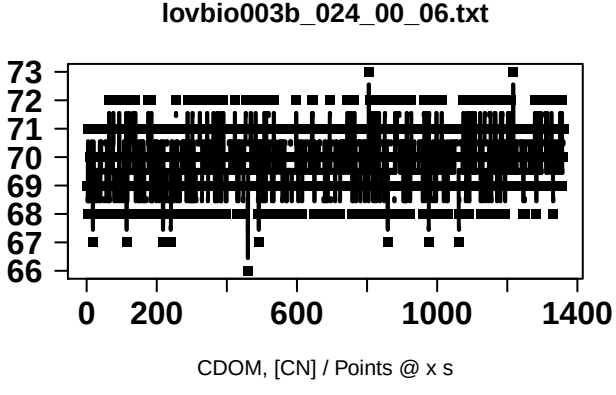
lovbio003b_024_00_06.txt
73
72
71
70
69
68
67
66
0
200
600
1000
1400
CDOM, [CN] / Points @ x s

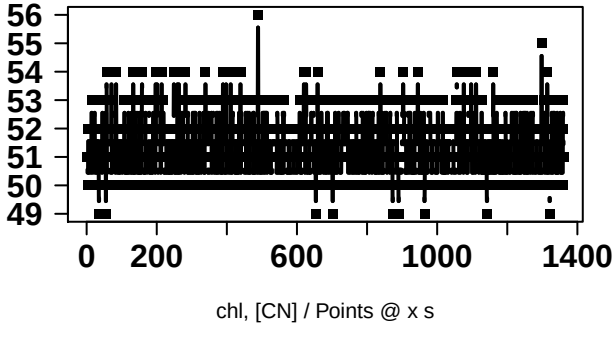
56
55
54
53
52
51
50
49
0
200
600
1000
1400
chl, [CN] / Points @ x s

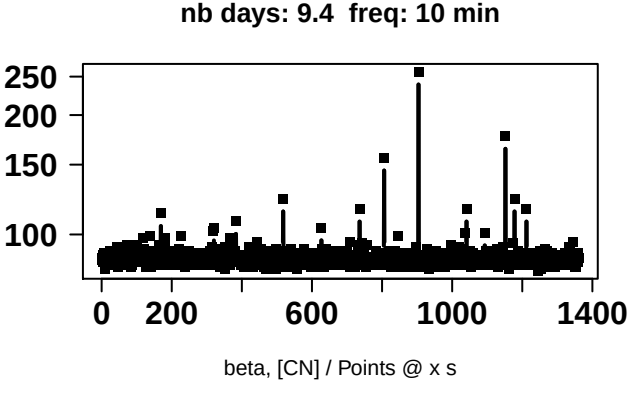
nb days: 9.4 freq: 10 min
250
200
150
100
0
200
600
1000
1400
beta, [CN] / Points @ x s

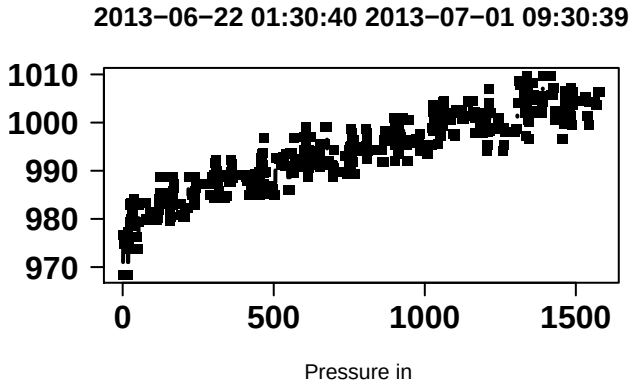
2013−06−22 01:30:40 2013−07−01 09:30:39
1010
1000
990
980
970
0
500
1000
1500
Pressure in

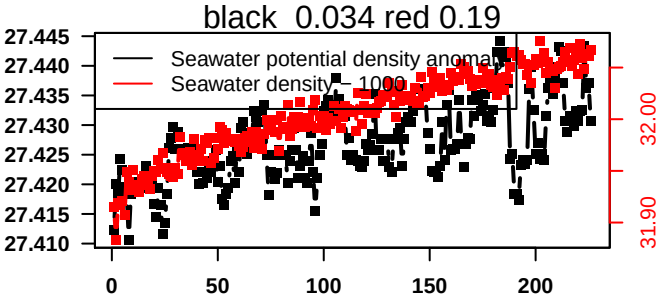
black 0.034 red 0.19
Seawater potential density anomaly
Seawater density − 1000
27.445
27.440
27.435
27.430
27.425
27.420
27.415
27.410
32.00
31.90
0
50
100
150
200

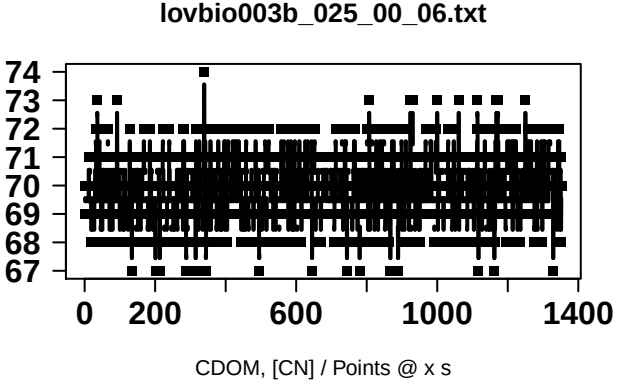
lovbio003b_025_00_06.txt
74
73
72
71
70
69
68
67
0
200
600
1000
1400
CDOM, [CN] / Points @ x s

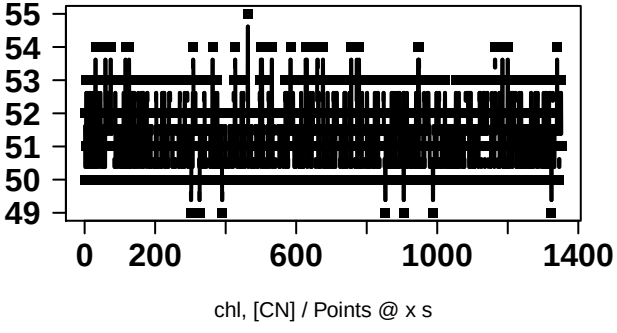
55
54
53
52
51
50
49
0
200
600
1000
1400
chl, [CN] / Points @ x s

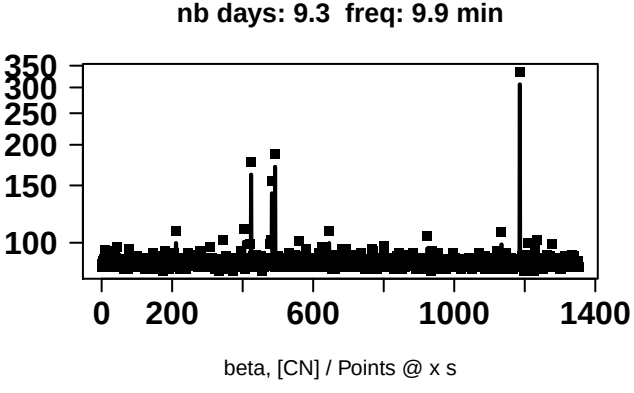
nb days: 9.3 freq: 9.9 min
350
300
250
200
150
100
0
200
600
1000
1400
beta, [CN] / Points @ x s

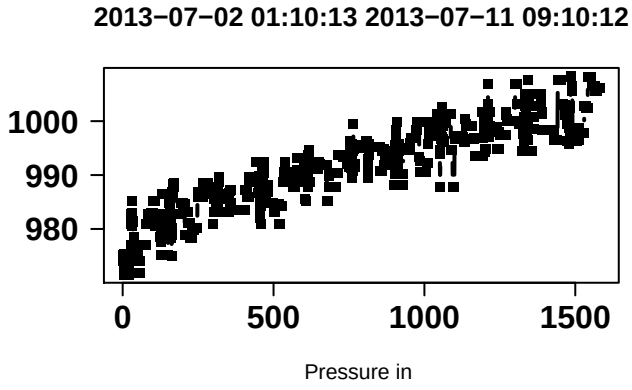
2013−07−02 01:10:13 2013−07−11 09:10:12
1000
990
980
0
500
1000
1500
Pressure in

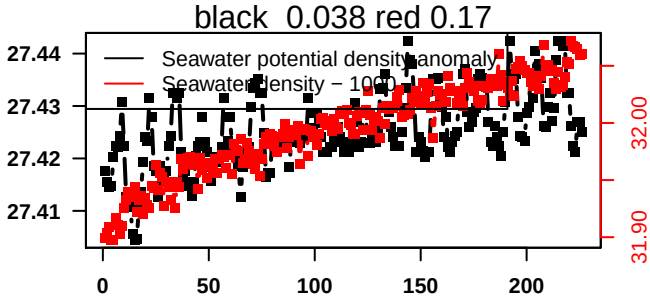
black 0.038 red 0.17
Seawater potential density anomaly
Seawater density − 1000
27.44
27.43
27.42
27.41
32.00
31.90
0
50
100
150
200

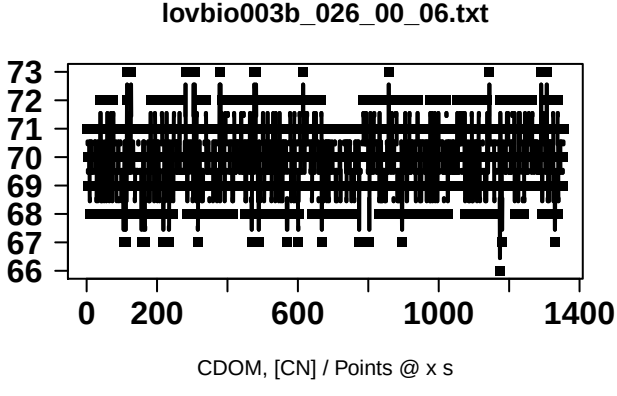
lovbio003b_026_00_06.txt
73
72
71
70
69
68
67
66
0
200
600
1000
1400
CDOM, [CN] / Points @ x s

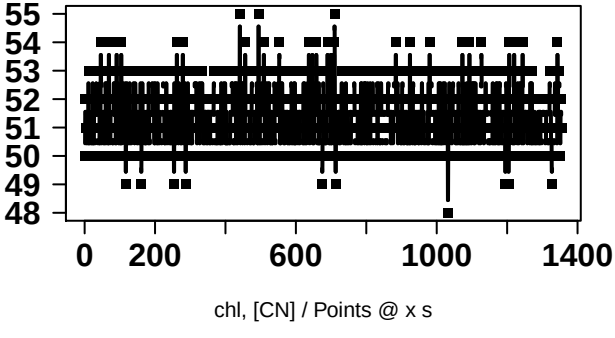
55
54
53
52
51
50
49
48
0
200
600
1000
1400
chl, [CN] / Points @ x s

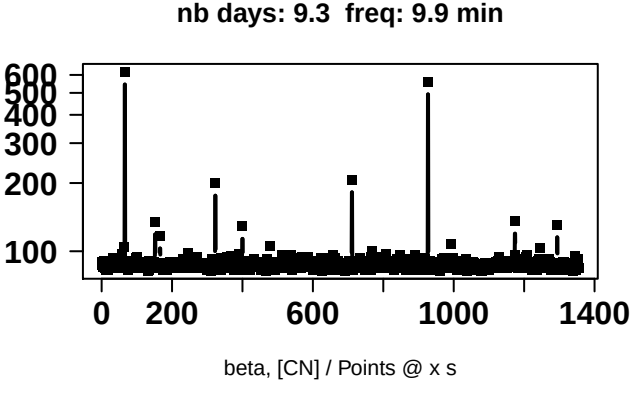
nb days: 9.3 freq: 9.9 min
600
500
400
300
200
100
0
200
600
1000
1400
beta, [CN] / Points @ x s

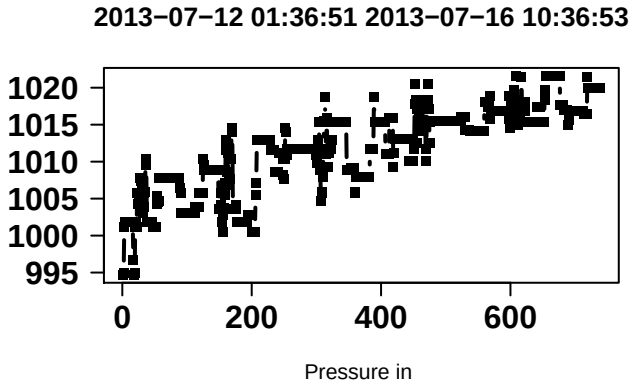
2013−07−12 01:36:51 2013−07−16 10:36:53
1020
1015
1010
1005
1000
995
0
200
400
600
Pressure in

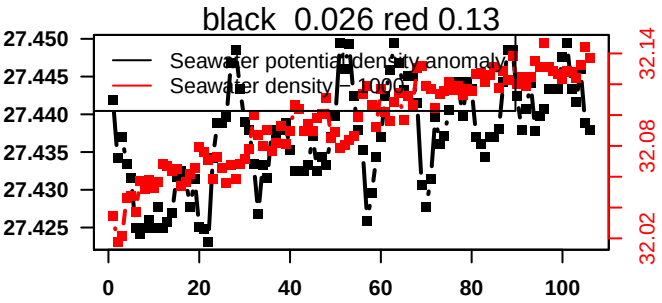
black 0.026 red 0.13
Seawater potential density anomaly
Seawater density − 1000
27.450
27.445
27.440
27.435
27.430
27.425
32.14
32.08
32.02
0
20
40
60
80
100

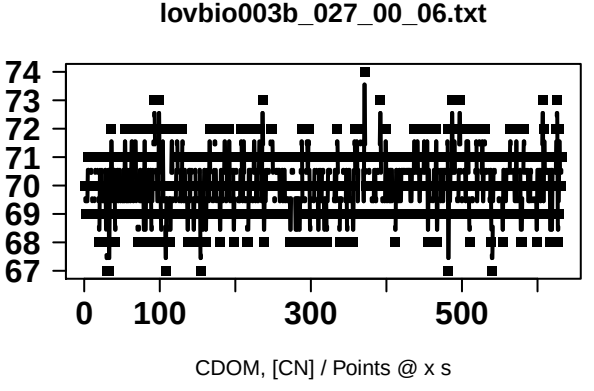
lovbio003b_027_00_06.txt
74
73
72
71
70
69
68
67
0
100
300
500
CDOM, [CN] / Points @ x s

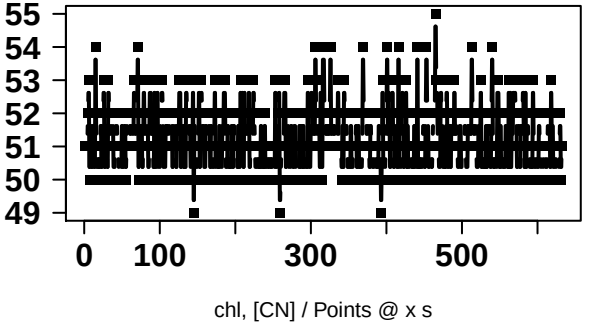
55
54
53
52
51
50
49
0
100
300
500
chl, [CN] / Points @ x s

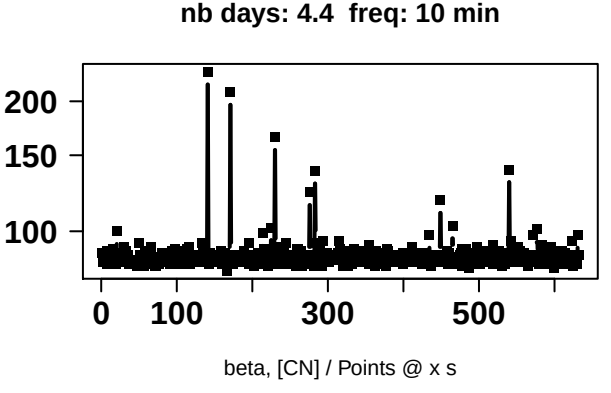
nb days: 4.4 freq: 10 min
200
150
100
0
100
300
500
beta, [CN] / Points @ x s

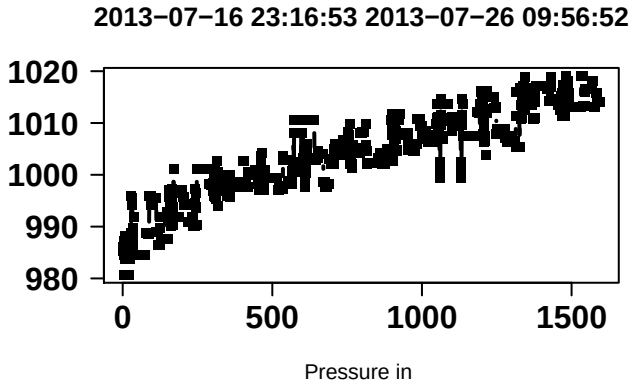
2013−07−16 23:16:53 2013−07−26 09:56:52
1020
1010
1000
990
980
0
500
1000
1500
Pressure in

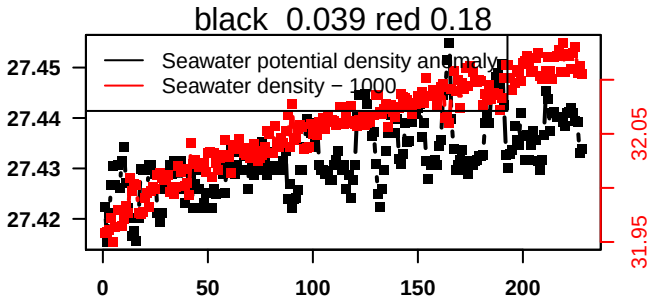
black 0.039 red 0.18
Seawater potential density anomaly
Seawater density − 1000
27.45
27.44
27.43
27.42
32.05
31.95
0
50
100
150
200

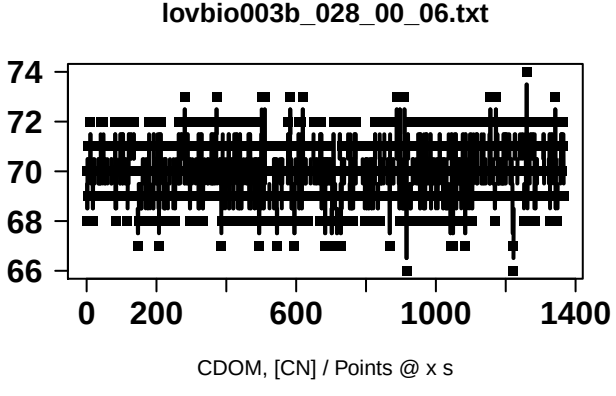
lovbio003b_028_00_06.txt
74
72
70
68
66
0
200
600
1000
1400
CDOM, [CN] / Points @ x s

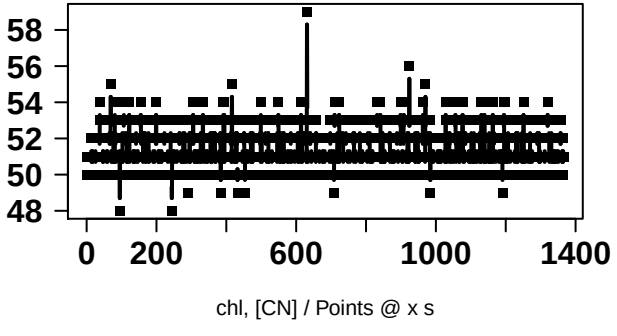
58
56
54
52
50
48
0
200
600
1000
1400
chl, [CN] / Points @ x s

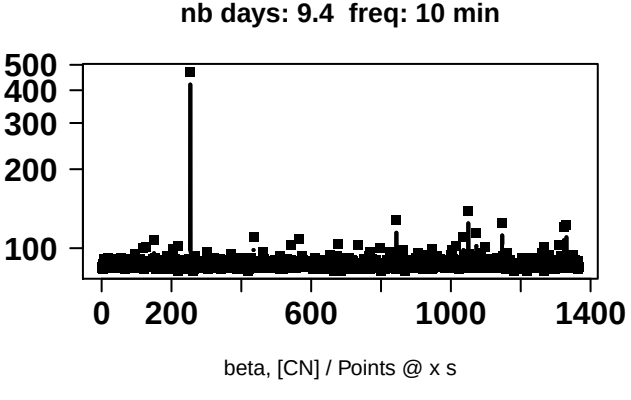
nb days: 9.4 freq: 10 min
500
400
300
200
100
0
200
600
1000
1400
beta, [CN] / Points @ x s

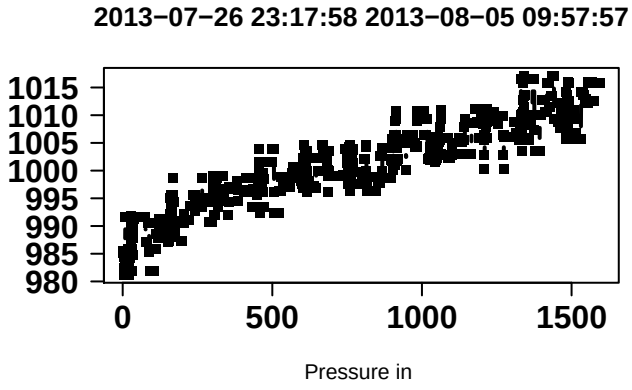
2013−07−26 23:17:58 2013−08−05 09:57:57
1015
1010
1005
1000
995
990
985
980
0
500
1000
1500
Pressure in

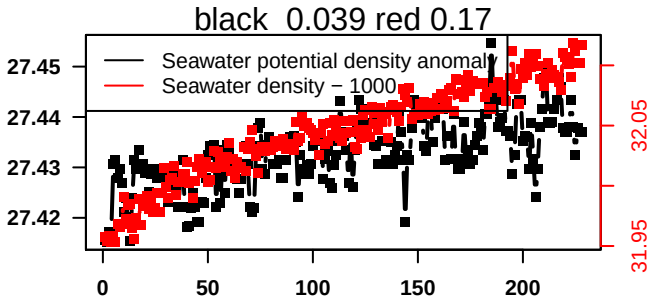
black 0.039 red 0.17
Seawater potential density anomaly
Seawater density − 1000
27.45
27.44
27.43
27.42
32.05
31.95
0
50
100
150
200

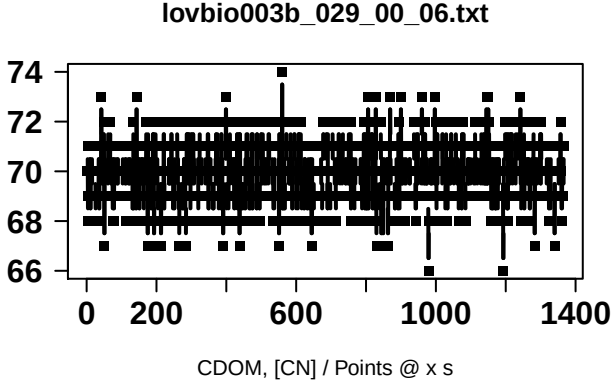
lovbio003b_029_00_06.txt
74
72
70
68
66
0
200
600
1000
1400
CDOM, [CN] / Points @ x s

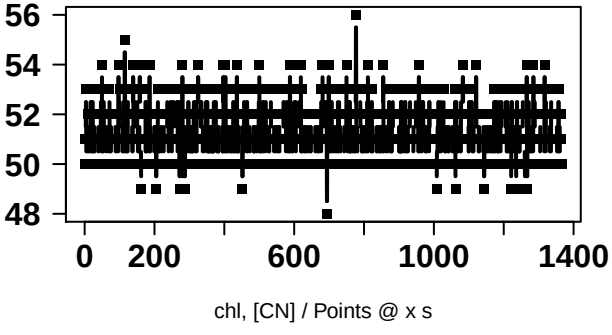
56
54
52
50
48
0
200
600
1000
1400
chl, [CN] / Points @ x s

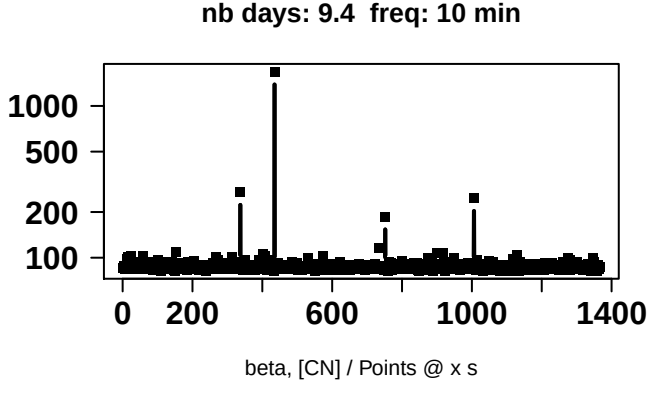
nb days: 9.4 freq: 10 min
1000
500
200
100
0
200
600
1000
1400
beta, [CN] / Points @ x s

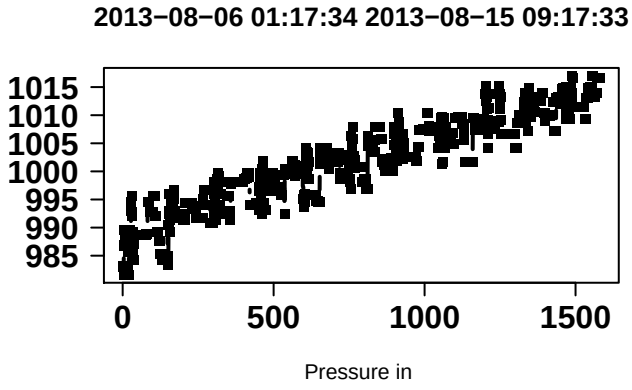
2013−08−06 01:17:34 2013−08−15 09:17:33
1015
1010
1005
1000
995
990
985
0
500
1000
1500
Pressure in

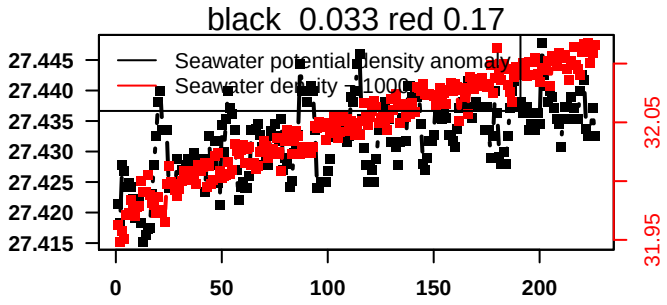
black 0.033 red 0.17
Seawater potential density anomaly
Seawater density - 1000
27.445
27.440
27.435
27.430
27.425
27.420
27.415
32.05
31.95
0
50
100
150
200

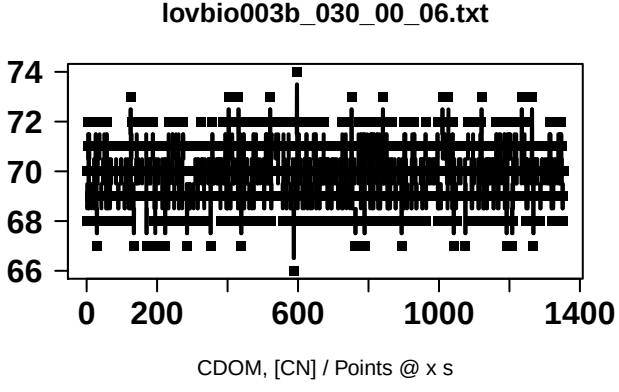
lovbio003b_030_00_06.txt
74
72
70
68
66
0
200
600
1000
1400
CDOM, [CN] / Points @ x s

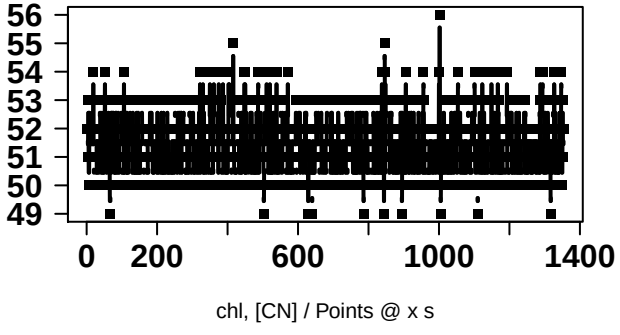
56
55
54
53
52
51
50
49
0
200
600
1000
1400
chl, [CN] / Points @ x s

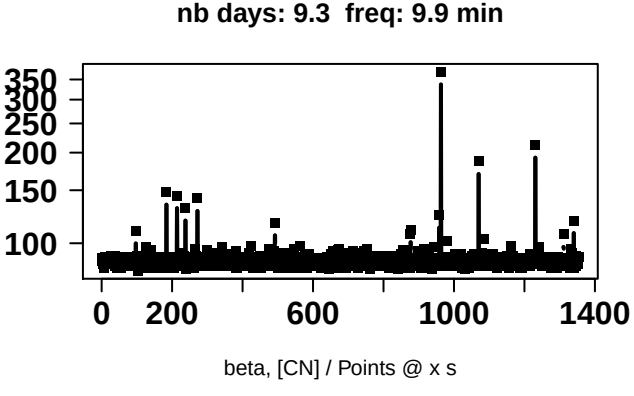
nb days: 9.3 freq: 9.9 min
350
300
250
200
150
100
0
200
600
1000
1400
beta, [CN] / Points @ x s

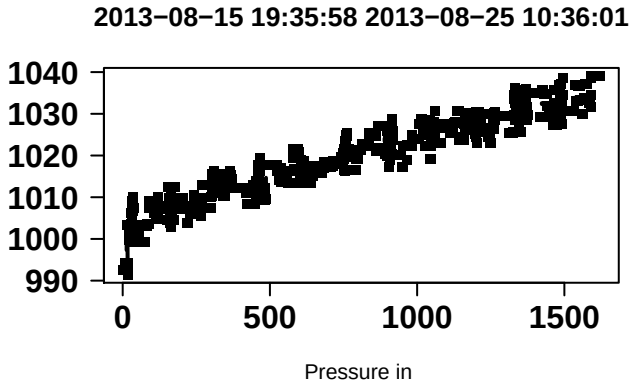
2013−08−15 19:35:58 2013−08−25 10:36:01
1040
1030
1020
1010
1000
990
0
500
1000
1500
Pressure in

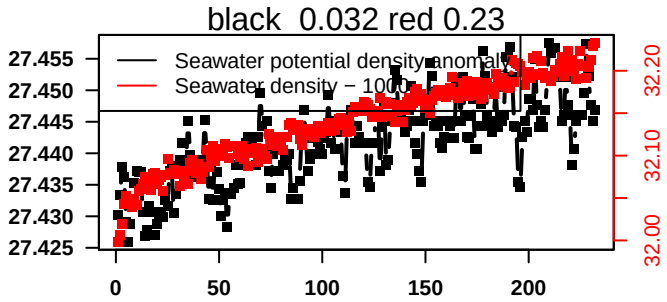
black 0.032 red 0.23
Seawater potential density anomaly
Seawater density − 1000
27.455
27.450
27.445
27.440
27.435
27.430
27.425
32.20
32.10
32.00
0
50
100
150
200

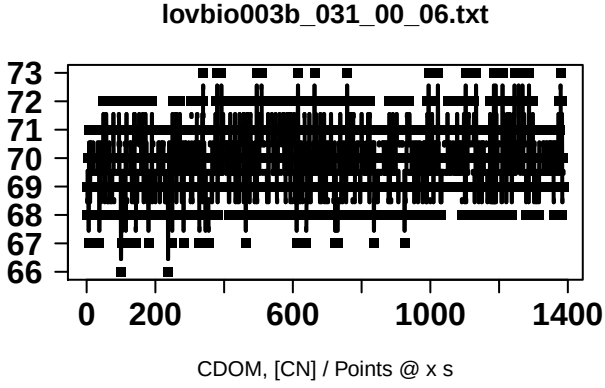
lovbio003b_031_00_06.txt
73
72
71
70
69
68
67
66
0
200
600
1000
1400
CDOM, [CN] / Points @ x s

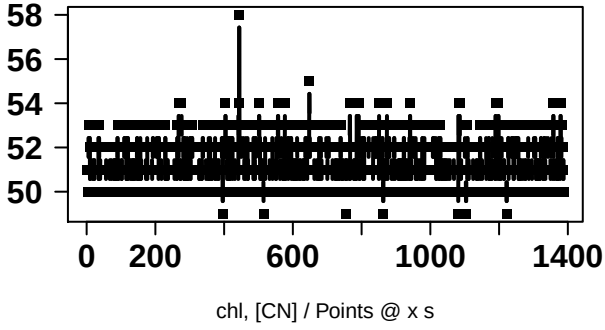
58
56
54
52
50
0
200
600
1000
1400
chl, [CN] / Points @ x s

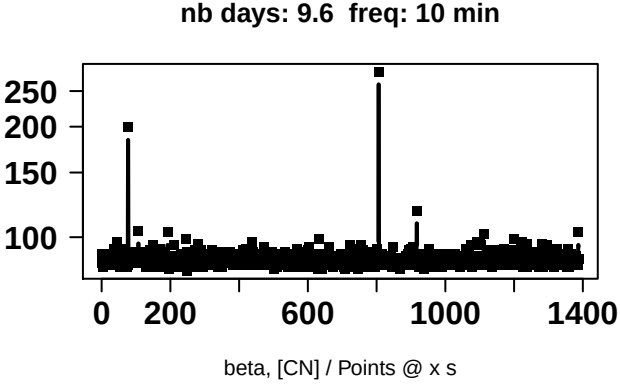
nb days: 9.6 freq: 10 min
250
200
150
100
0
200
600
1000
1400
beta, [CN] / Points @ x s

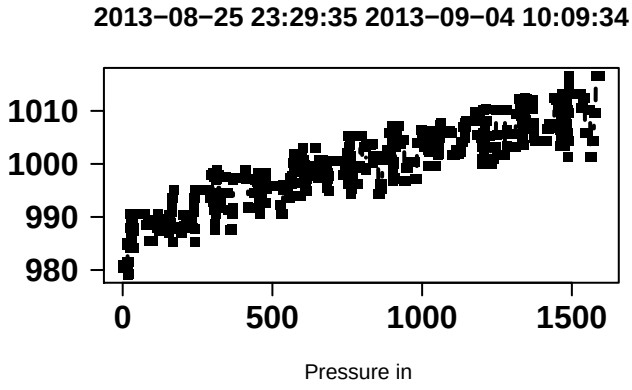
2013−08−25 23:29:35 2013−09−04 10:09:34
1010
1000
990
980
0
500
1000
1500
Pressure in

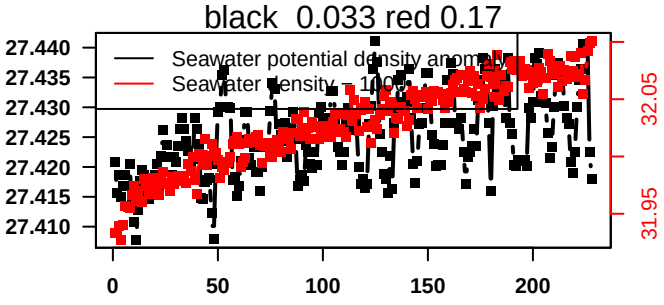
black 0.033 red 0.17
Seawater potential density anomaly
Seawater density - 1000
27.440
27.435
27.430
27.425
27.420
27.415
27.410
32.05
31.95
0
50
100
150
200

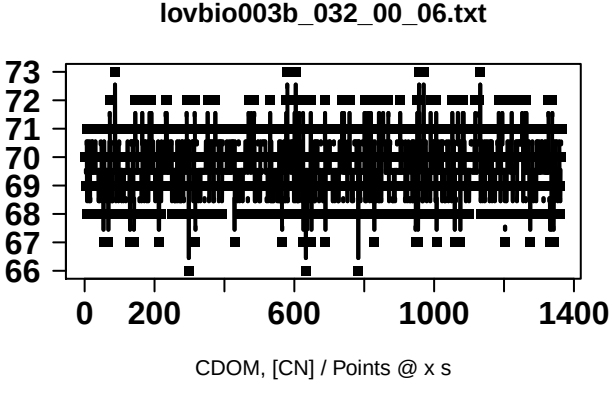
lovbio003b_032_00_06.txt
73
72
71
70
69
68
67
66
0
200
600
1000
1400
CDOM, [CN] / Points @ x s

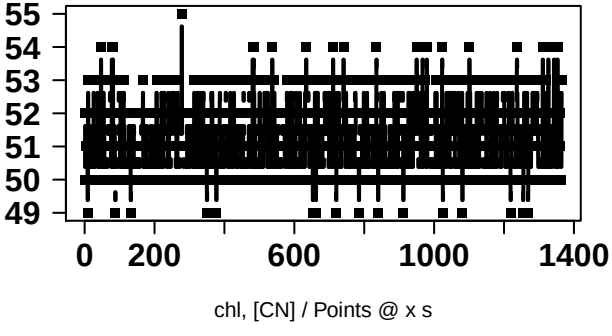
55
54
53
52
51
50
49
0
200
600
1000
1400
chl, [CN] / Points @ x s

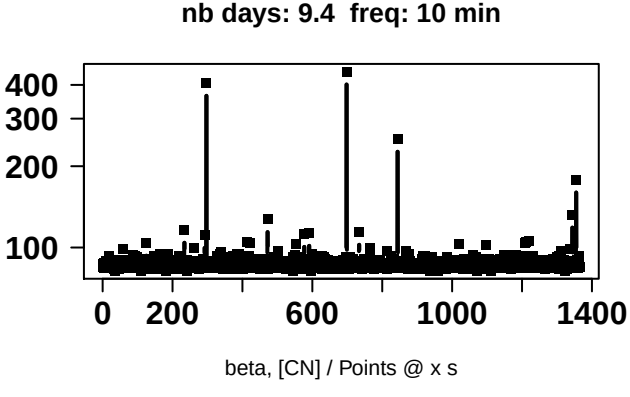
nb days: 9.4 freq: 10 min
400
300
200
100
0
200
600
1000
1400
beta, [CN] / Points @ x s

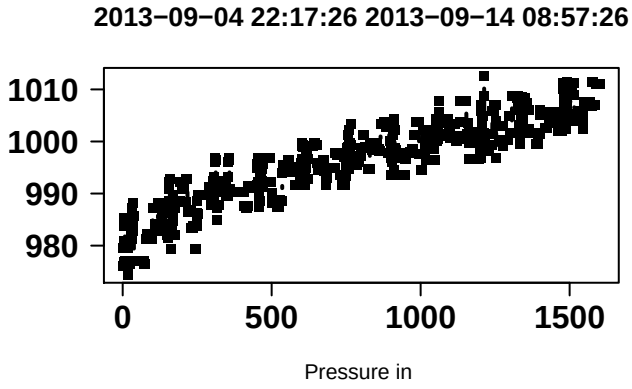
2013−09−04 22:17:26 2013−09−14 08:57:26
1010
1000
990
980
0
500
1000
1500
Pressure in

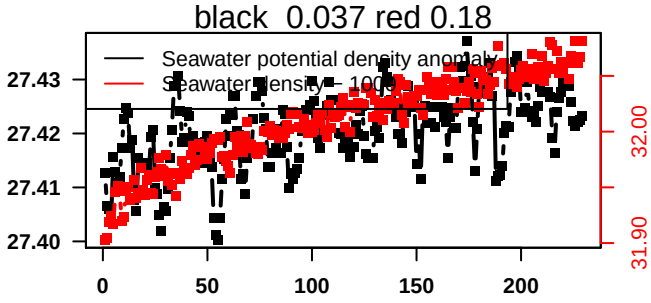
black 0.037 red 0.18
Seawater potential density anomaly
Seawater density − 1000
27.43
27.42
27.41
27.40
32.00
31.90
0
50
100
150
200

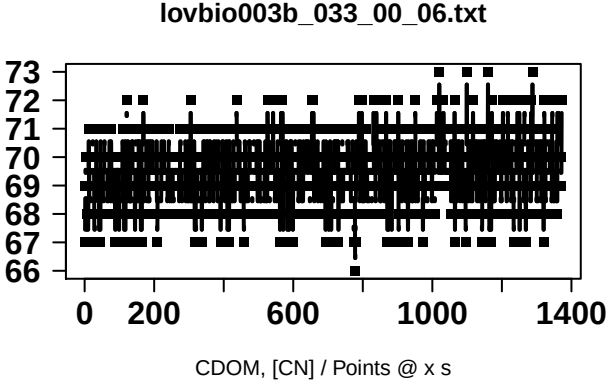
lovbio003b_033_00_06.txt
73
72
71
70
69
68
67
66
0
200
600
1000
1400
CDOM, [CN] / Points @ x s

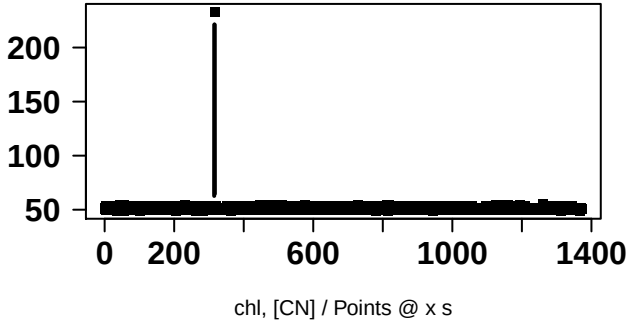
200
150
100
50
0
200
600
1000
1400
chl, [CN] / Points @ x s

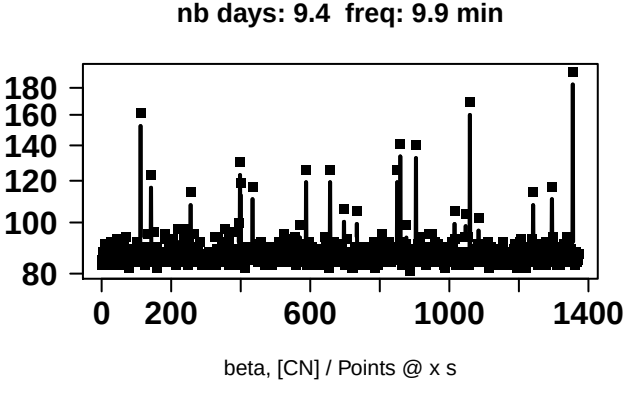
nb days: 9.4 freq: 9.9 min
180
160
140
120
100
80
0
200
600
1000
1400
beta, [CN] / Points @ x s

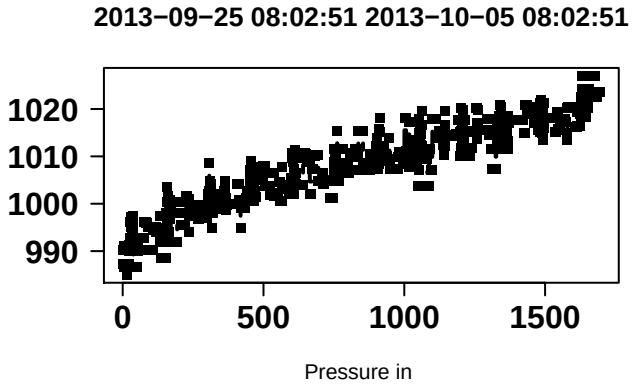
2013−09−25 08:02:51 2013−10−05 08:02:51
1020
1010
1000
990
0
500
1000
1500
Pressure in

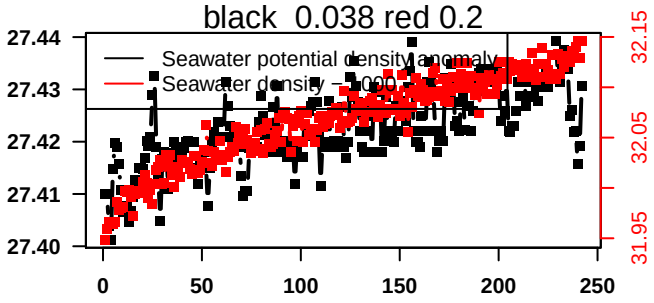
black 0.038 red 0.2
Seawater potential density anomaly
Seawater density − 1000 kg
27.44
27.43
27.42
27.41
27.40
32.15
32.05
31.95
0
50
100
150
200
250

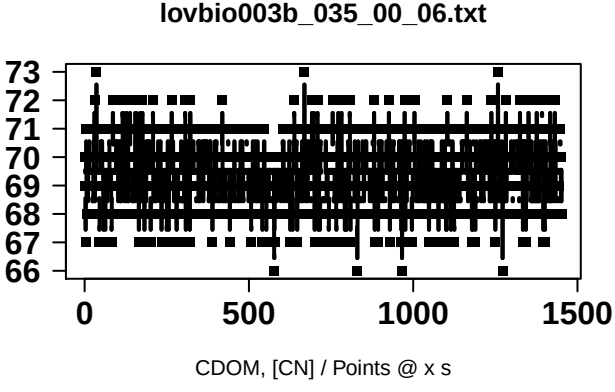
lovbio003b_035_00_06.txt
73
72
71
70
69
68
67
66
0
500
1000
1500
CDOM, [CN] / Points @ x s

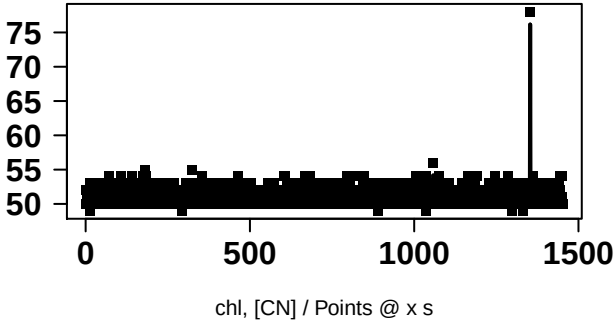
75
70
65
60
55
50
0
500
1000
1500
chl, [CN] / Points @ x s

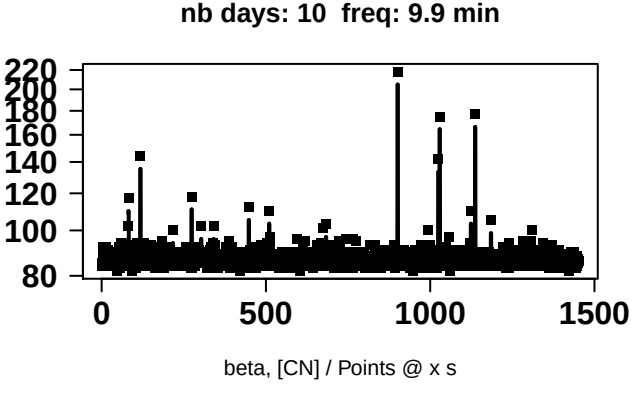
nb days: 10 freq: 9.9 min
220
200
180
160
140
120
100
80
0
500
1000
1500
beta, [CN] / Points @ x s

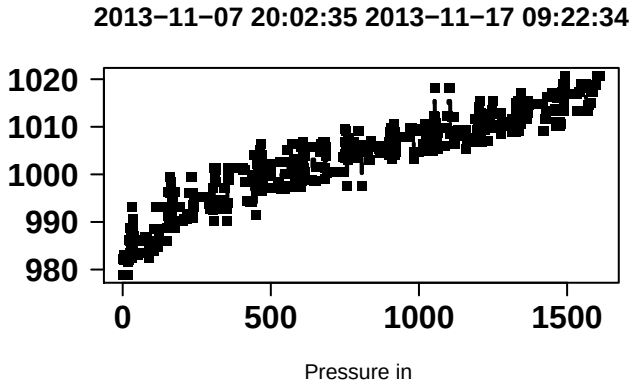
2013−11−07 20:02:35 2013−11−17 09:22:34
1020
1010
1000
990
980
0
500
1000
1500
Pressure in

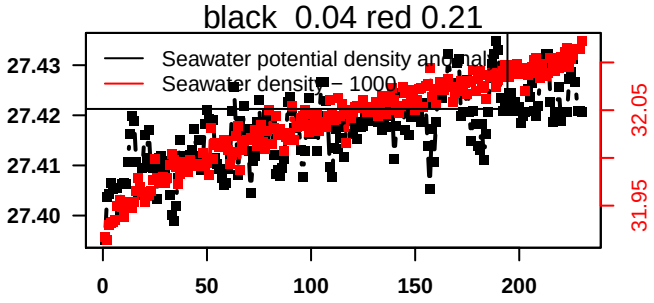
black 0.04 red 0.21
Seawater potential density anomaly
Seawater density − 1000
27.43
27.42
27.41
27.40
32.05
31.95
0
50
100
150
200

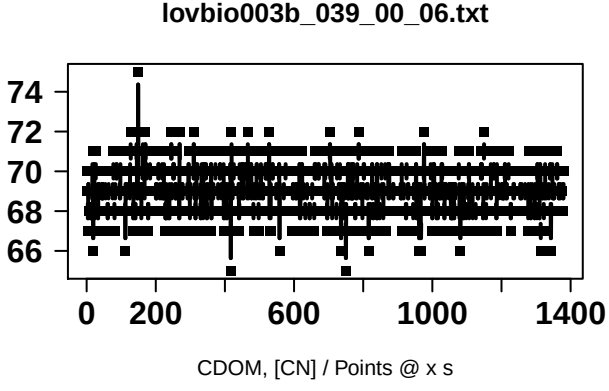
lovbio003b_039_00_06.txt
74
72
70
68
66
0
200
600
1000
1400
CDOM, [CN] / Points @ x s

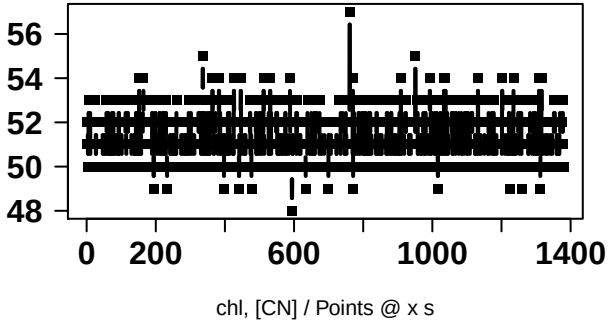
56
54
52
50
48
0
200
600
1000
1400
chl, [CN] / Points @ x s

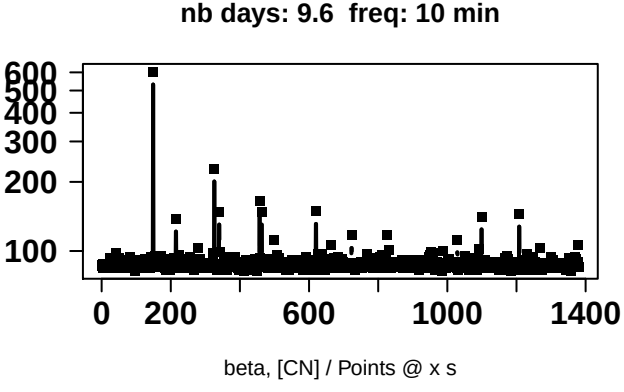
nb days: 9.6 freq: 10 min
600
500
400
300
200
100
0
200
600
1000
1400
beta, [CN] / Points @ x s

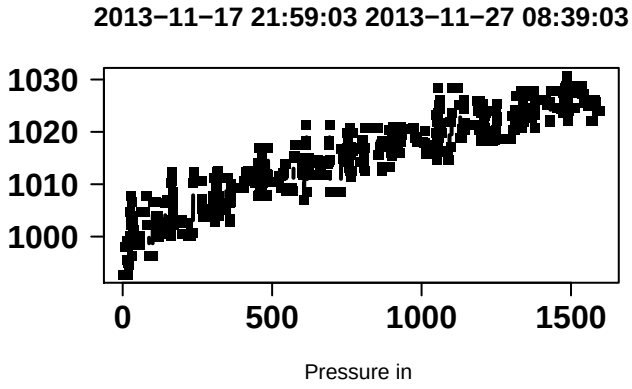
2013−11−17 21:59:03 2013−11−27 08:39:03
1030
1020
1010
1000
0
500
1000
1500
Pressure in

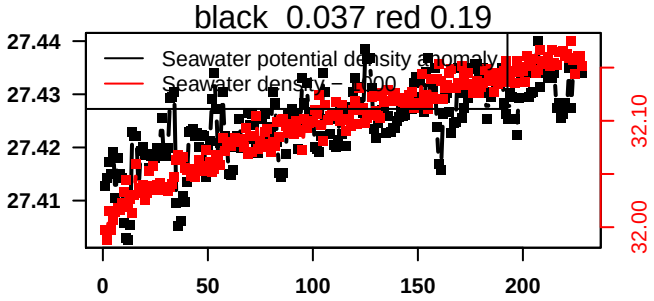
black 0.037 red 0.19
Seawater potential density anomaly
Seawater density − 1000 kg/m³
27.44
27.43
27.42
27.41
32.10
32.00
0
50
100
150
200

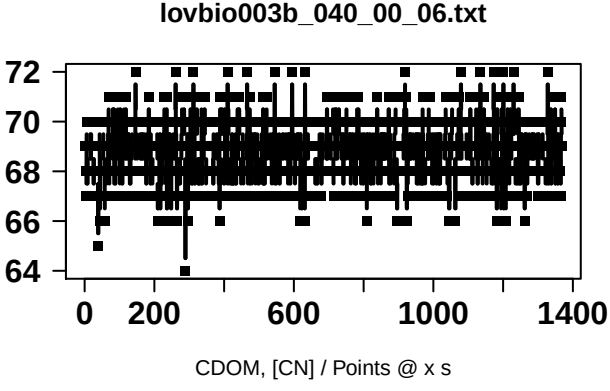
lovbio003b_040_00_06.txt
72
70
68
66
64
0
200
600
1000
1400
CDOM, [CN] / Points @ x s

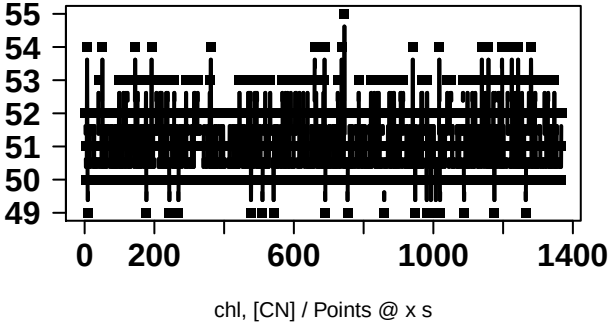
55
54
53
52
51
50
49
0
200
600
1000
1400
chl, [CN] / Points @ x s

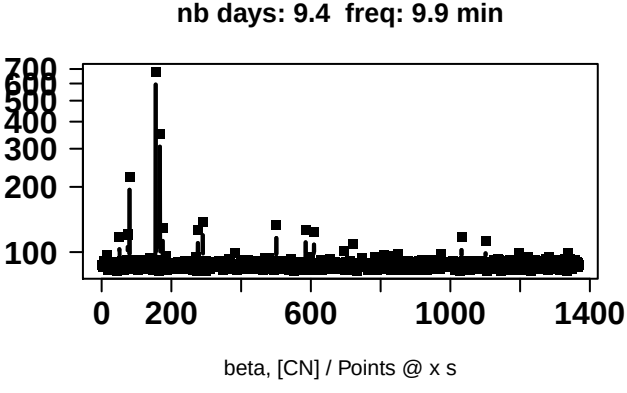
nb days: 9.4 freq: 9.9 min
700
600
500
400
300
200
100
0
200
600
1000
1400
beta, [CN] / Points @ x s

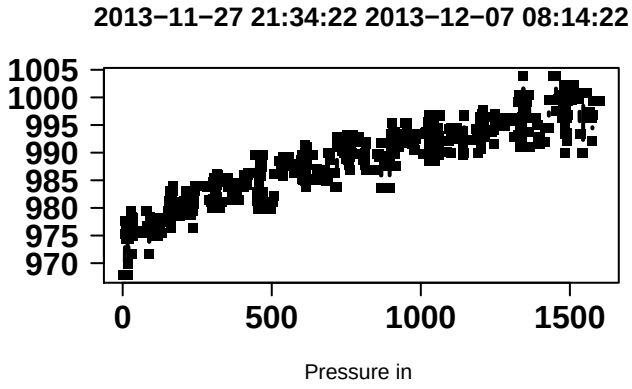
2013−11−27 21:34:22 2013−12−07 08:14:22
1005
1000
995
990
985
980
975
970
0
500
1000
1500
Pressure in

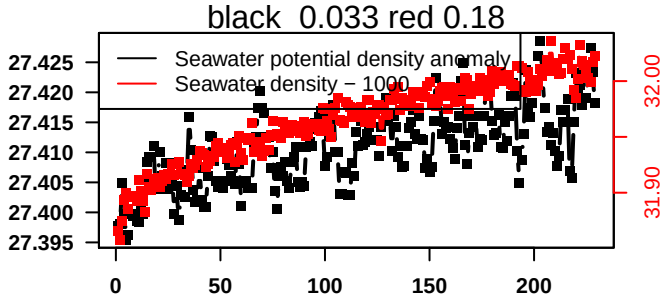
black 0.033 red 0.18
Seawater potential density anomaly
Seawater density − 1000
27.425
27.420
27.415
27.410
27.405
27.400
27.395
32.00
31.90
0
50
100
150
200

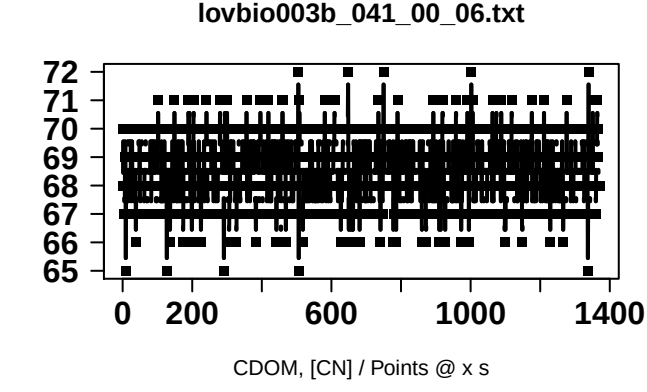
lovbio003b_041_00_06.txt
72
71
70
69
68
67
66
65
0
200
600
1000
1400
CDOM, [CN] / Points @ x s

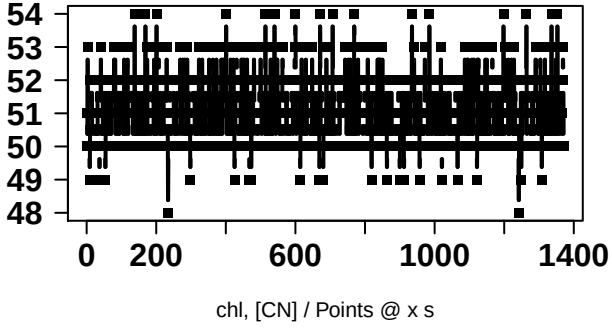
54
53
52
51
50
49
48
0
200
600
1000
1400
chl, [CN] / Points @ x s

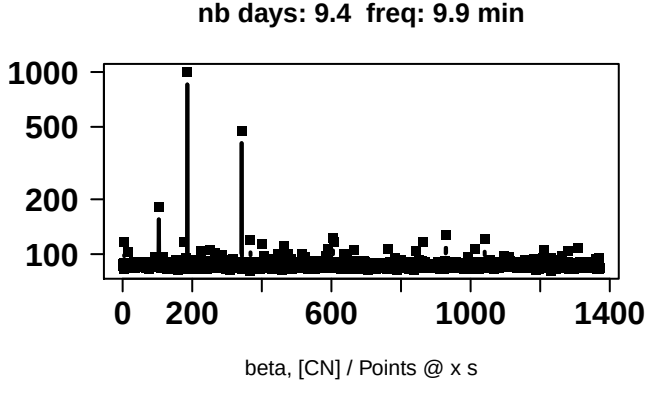
nb days: 9.4 freq: 9.9 min
1000
500
200
100
0
200
600
1000
1400
beta, [CN] / Points @ x s

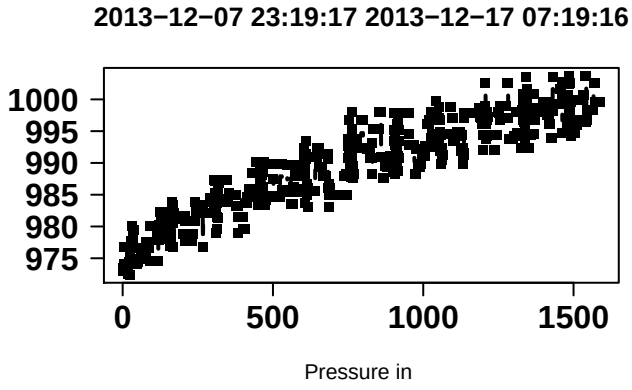
2013−12−07 23:19:17 2013−12−17 07:19:16
1000
995
990
985
980
975
0
500
1000
1500
Pressure in

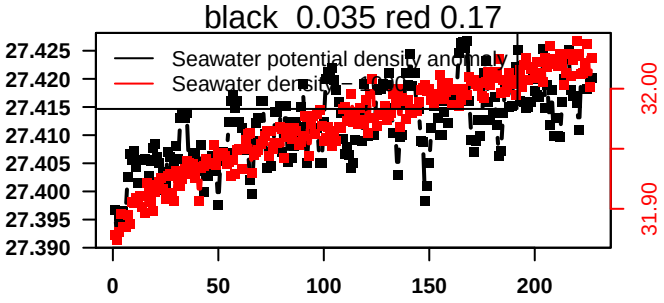
black 0.035 red 0.17
Seawater potential density anomaly
Seawater density
27.425
27.420
27.415
27.410
27.405
27.400
27.395
27.390
32.00
31.90
0
50
100
150
200

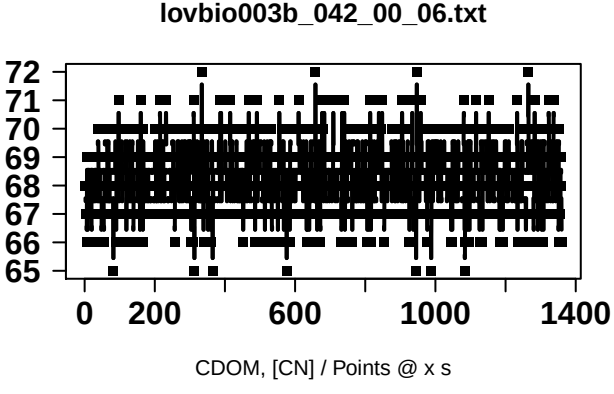
lovbio003b_042_00_06.txt
72
71
70
69
68
67
66
65
0
200
600
1000
1400
CDOM, [CN] / Points @ x s

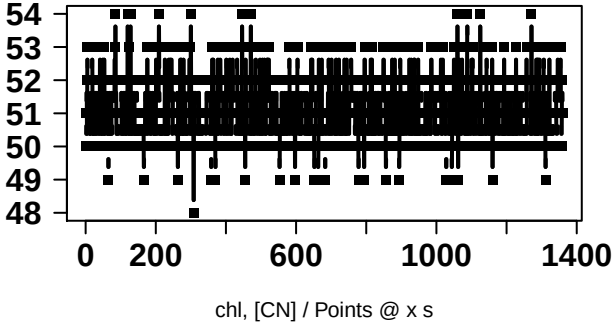
54
53
52
51
50
49
48
0
200
600
1000
1400
chl, [CN] / Points @ x s

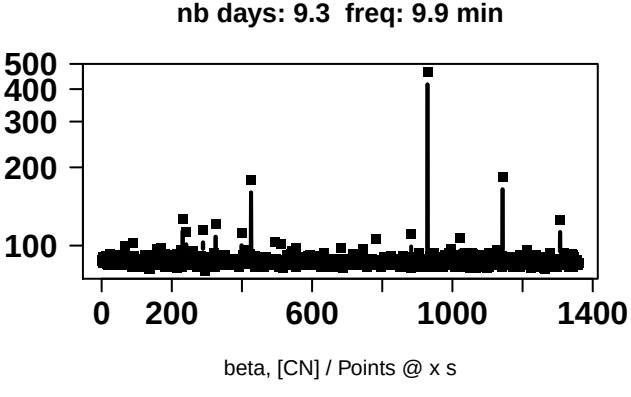
nb days: 9.3 freq: 9.9 min
500
400
300
200
100
0
200
600
1000
1400
beta, [CN] / Points @ x s

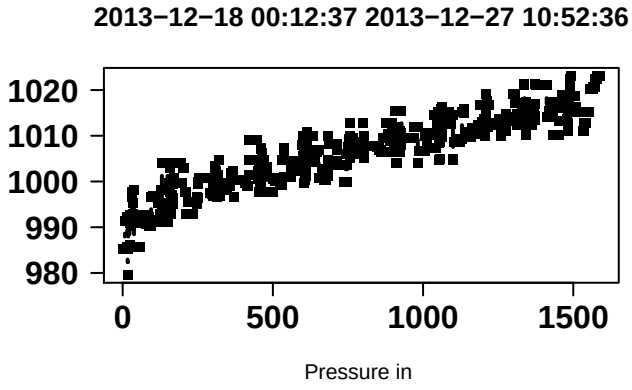
2013−12−18 00:12:37 2013−12−27 10:52:36
1020
1010
1000
990
980
0
500
1000
1500
Pressure in

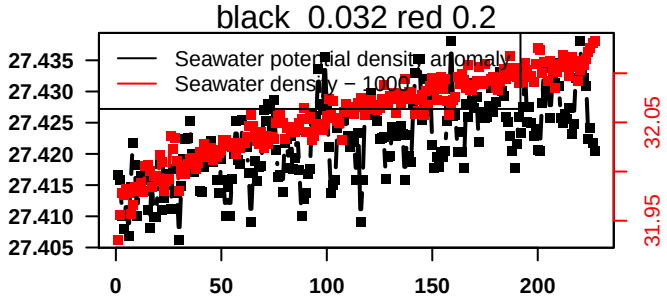
black 0.032 red 0.2
Seawater potential density anomaly
Seawater density − 1000 kg
27.435
27.430
27.425
27.420
27.415
27.410
27.405
32.05
31.95
0
50
100
150
200

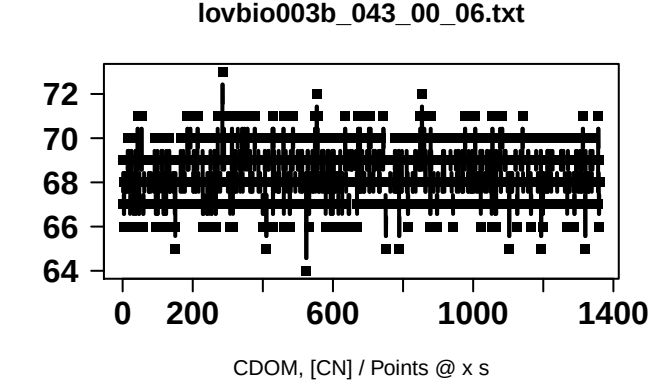
lovbio003b_043_00_06.txt
72
70
68
66
64
0
200
600
1000
1400
CDOM, [CN] / Points @ x s

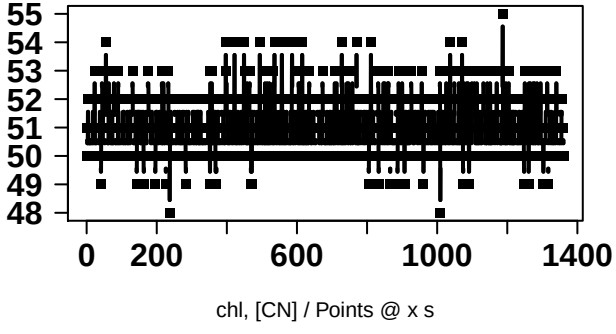
55
54
53
52
51
50
49
48
0
200
600
1000
1400
chl, [CN] / Points @ x s

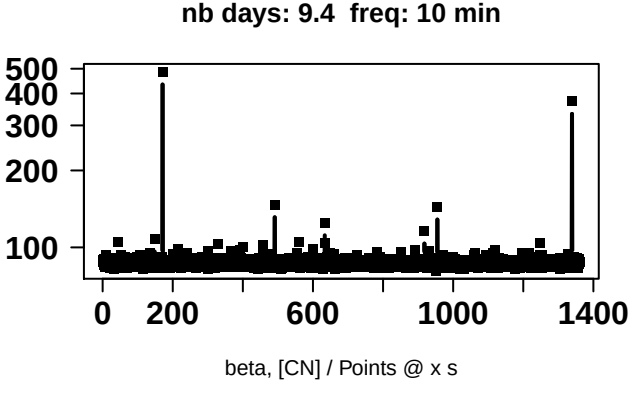
nb days: 9.4 freq: 10 min
500
400
300
200
100
0
200
600
1000
1400
beta, [CN] / Points @ x s

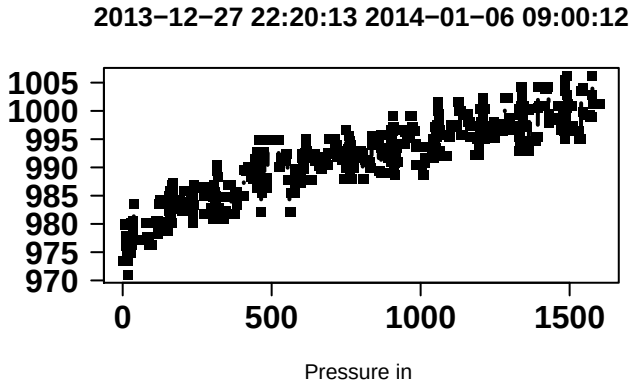
2013−12−27 22:20:13 2014−01−06 09:00:12
1005
1000
995
990
985
980
975
970
0
500
1000
1500
Pressure in

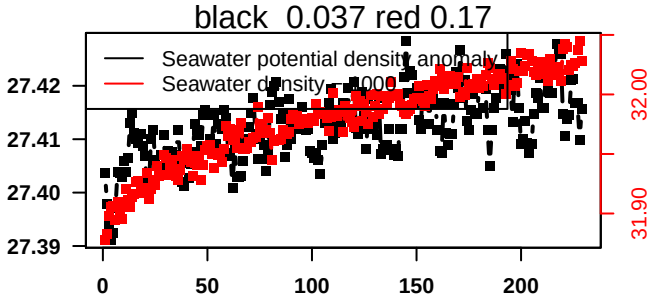
black 0.037 red 0.17
Seawater potential density anomaly
Seawater density − 1000
27.42
27.41
27.40
27.39
32.00
31.90
0
50
100
150
200

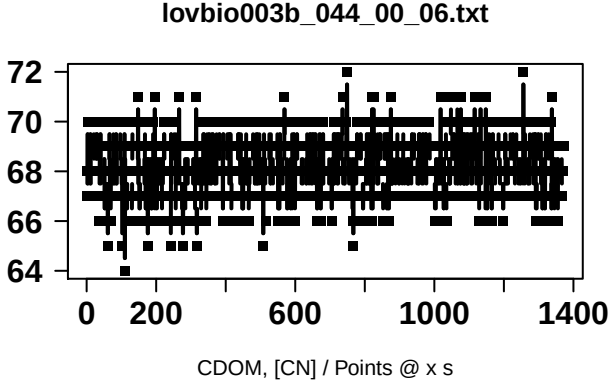
lovbio003b_044_00_06.txt
72
70
68
66
64
0
200
600
1000
1400
CDOM, [CN] / Points @ x s

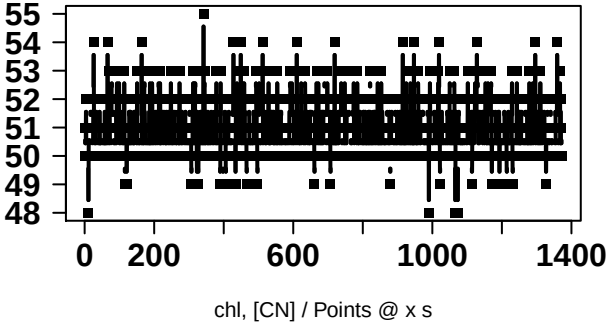
55
54
53
52
51
50
49
48
0
200
600
1000
1400
chl, [CN] / Points @ x s

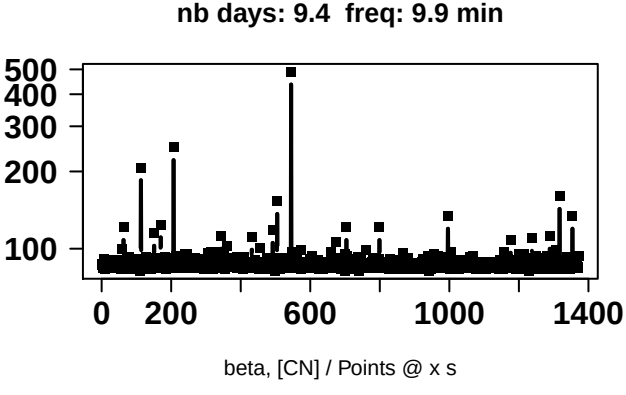
nb days: 9.4 freq: 9.9 min
500
400
300
200
100
0
200
600
1000
1400
beta, [CN] / Points @ x s

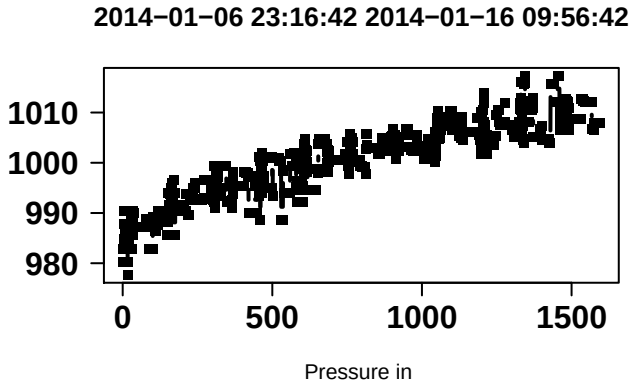
2014−01−06 23:16:42 2014−01−16 09:56:42
1010
1000
990
980
0
500
1000
1500
Pressure in

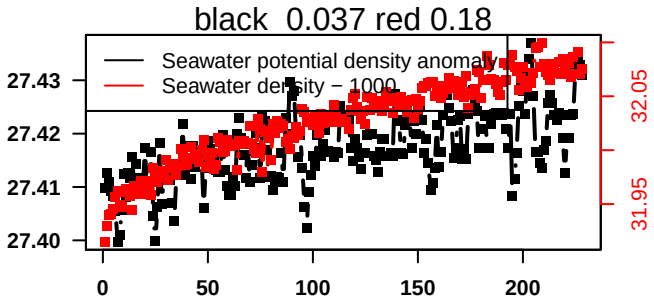
black 0.037 red 0.18
Seawater potential density anomaly
Seawater density − 1000
27.43
27.42
27.41
27.40
32.05
31.95
0
50
100
150
200

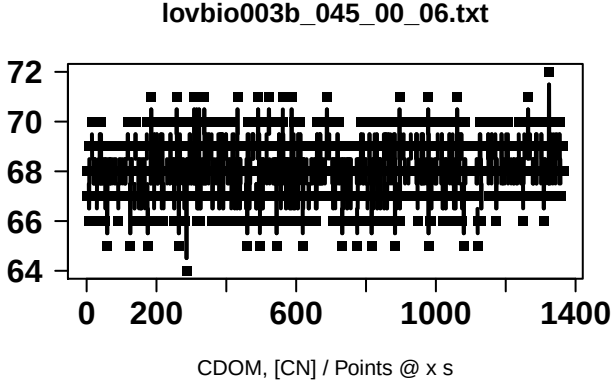
lovbio003b_045_00_06.txt
72
70
68
66
64
0
200
600
1000
1400
CDOM, [CN] / Points @ x s

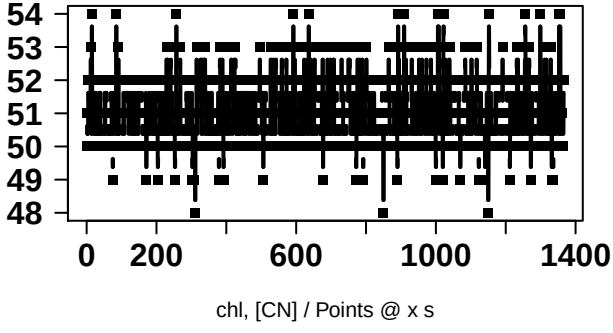
54
53
52
51
50
49
48
0
200
600
1000
1400
chl, [CN] / Points @ x s

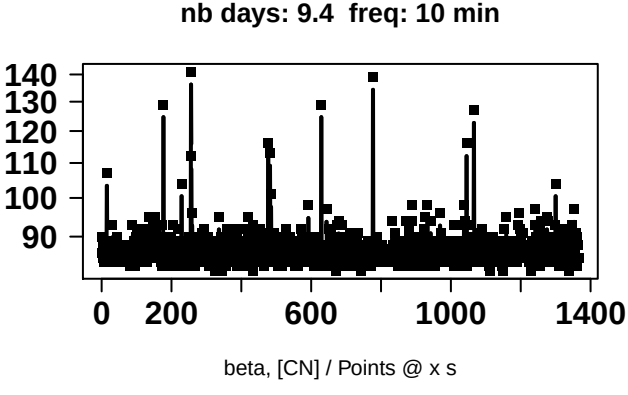
nb days: 9.4 freq: 10 min
140
130
120
110
100
90
0
200
600
1000
1400
beta, [CN] / Points @ x s

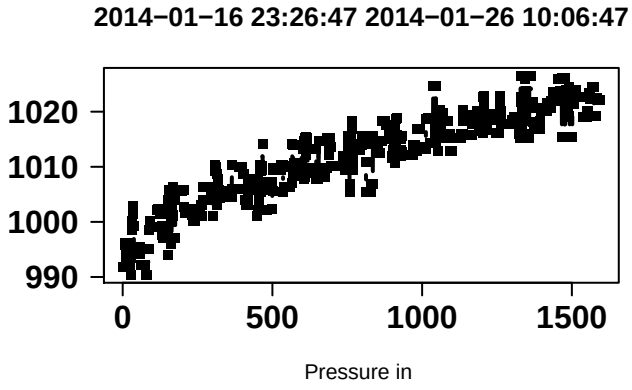
2014−01−16 23:26:47 2014−01−26 10:06:47
1020
1010
1000
990
0
500
1000
1500
Pressure in

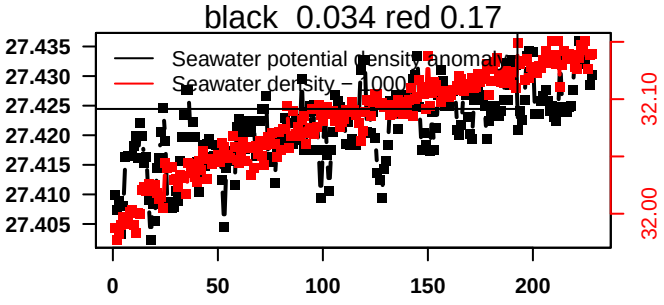
black 0.034 red 0.17
Seawater potential density anomaly
Seawater density − 1000
27.435
27.430
27.425
27.420
27.415
27.410
27.405
32.10
32.00
0
50
100
150
200

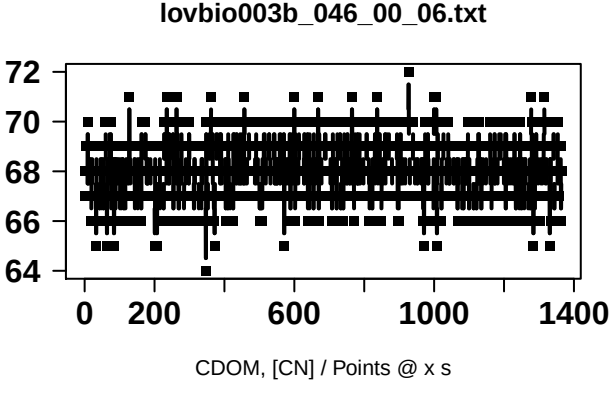
lovbio003b_046_00_06.txt
72
70
68
66
64
0
200
600
1000
1400
CDOM, [CN] / Points @ x s

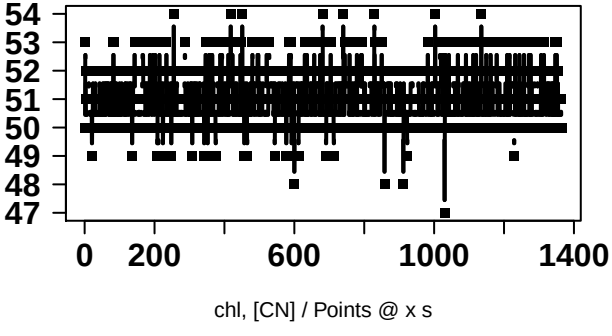
54
53
52
51
50
49
48
47
0
200
600
1000
1400
chl, [CN] / Points @ x s

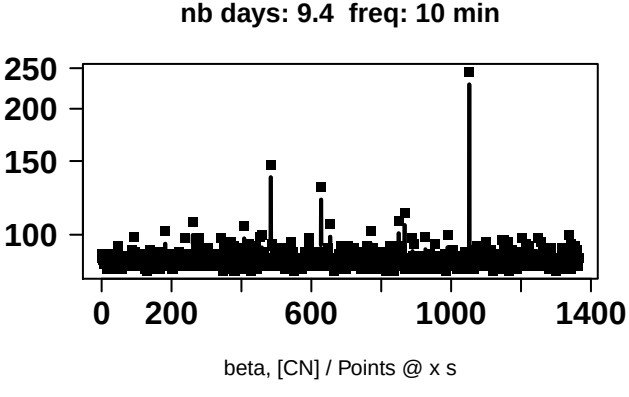
nb days: 9.4 freq: 10 min
250
200
150
100
0
200
600
1000
1400
beta, [CN] / Points @ x s

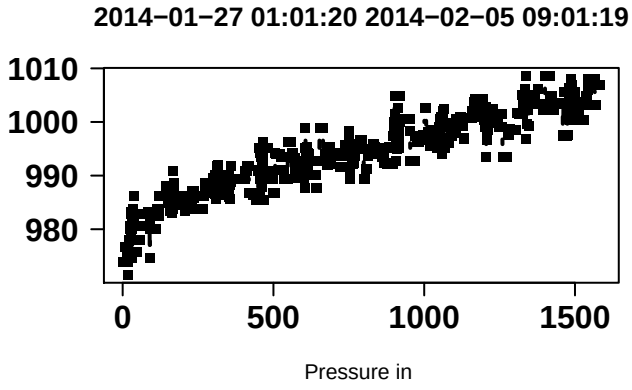
2014−01−27 01:01:20 2014−02−05 09:01:19
1010
1000
990
980
0
500
1000
1500
Pressure in

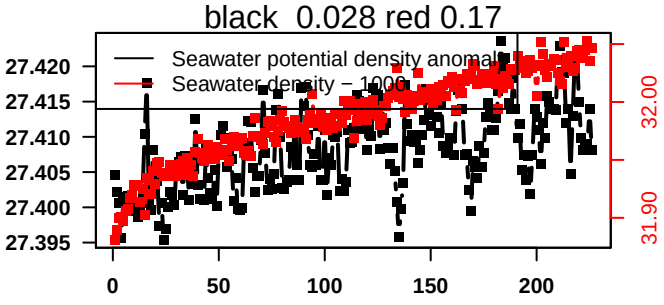
black 0.028 red 0.17
Seawater potential density anomaly
Seawater density − 1000
27.420
27.415
27.410
27.405
27.400
27.395
32.00
31.90
0
50
100
150
200

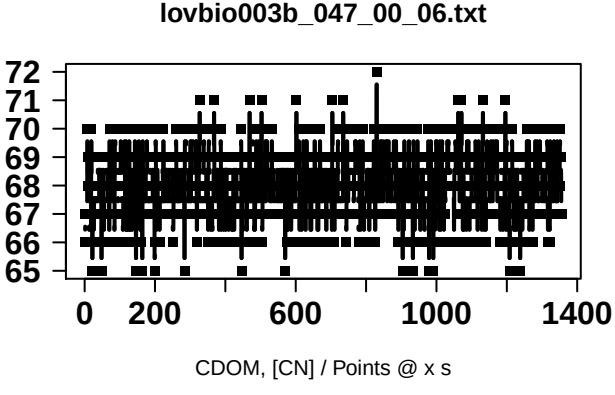
lovbio003b_047_00_06.txt
72
71
70
69
68
67
66
65
0
200
600
1000
1400
CDOM, [CN] / Points @ x s

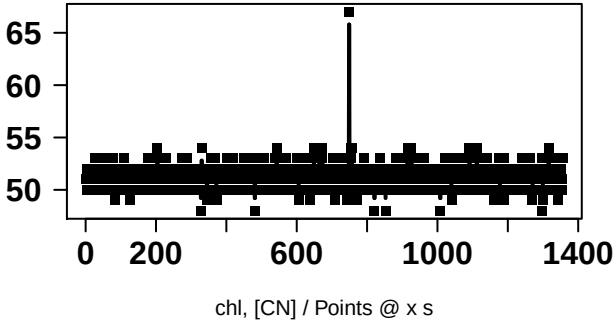
65
60
55
50
0
200
600
1000
1400
chl, [CN] / Points @ x s

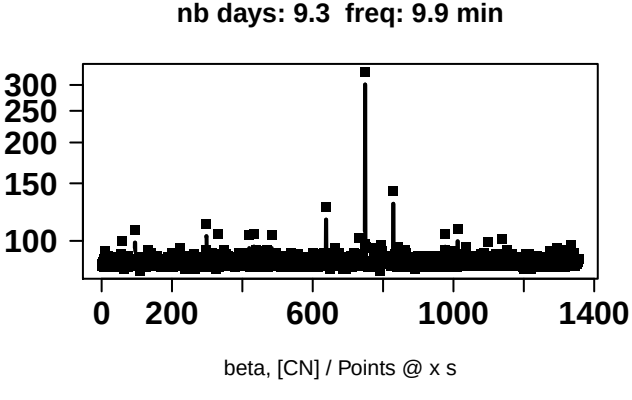
nb days: 9.3 freq: 9.9 min
300
250
200
150
100
0
200
600
1000
1400
beta, [CN] / Points @ x s

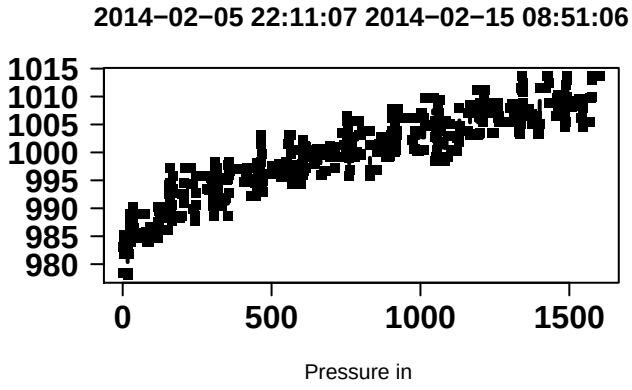
2014−02−05 22:11:07 2014−02−15 08:51:06
1015
1010
1005
1000
995
990
985
980
0
500
1000
1500
Pressure in

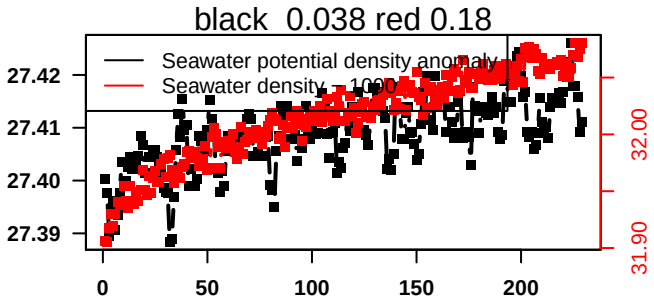
black 0.038 red 0.18
Seawater potential density anomaly
Seawater density − 1000
27.42
27.41
27.40
27.39
32.00
31.90
0
50
100
150
200

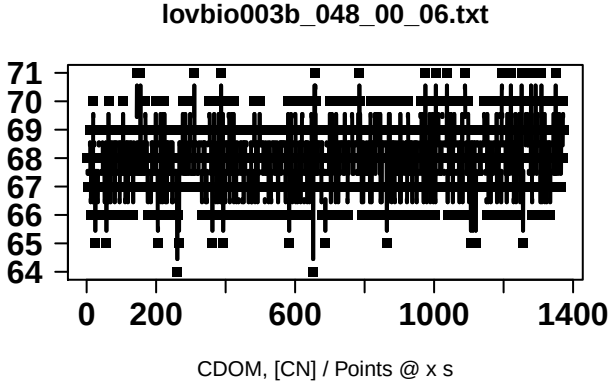
lovbio003b_048_00_06.txt
71
70
69
68
67
66
65
64
0
200
600
1000
1400
CDOM, [CN] / Points @ x s

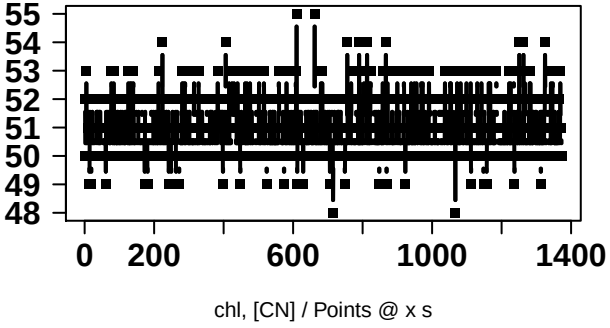
55
54
53
52
51
50
49
48
0
200
600
1000
1400
chl, [CN] / Points @ x s

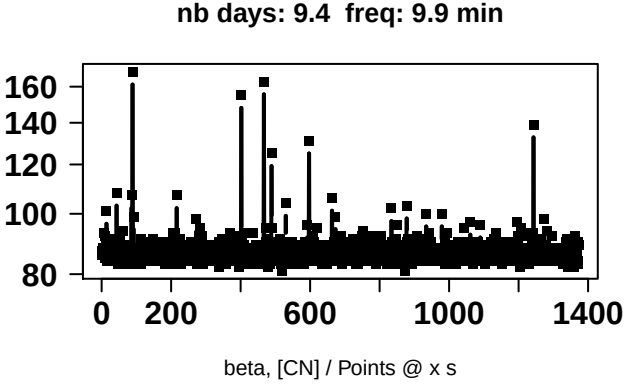
nb days: 9.4 freq: 9.9 min
160
140
120
100
80
0
200
600
1000
1400
beta, [CN] / Points @ x s

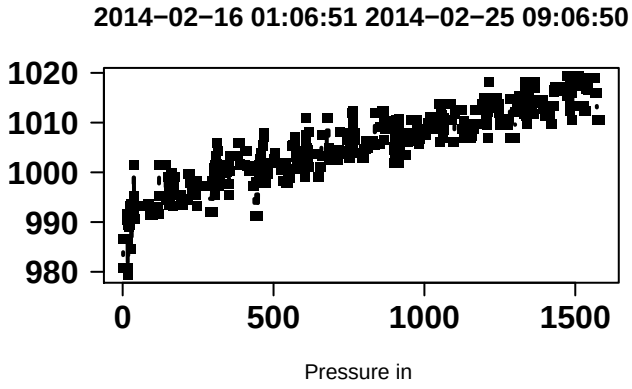
2014−02−16 01:06:51 2014−02−25 09:06:50
1020
1010
1000
990
980
0
500
1000
1500
Pressure in

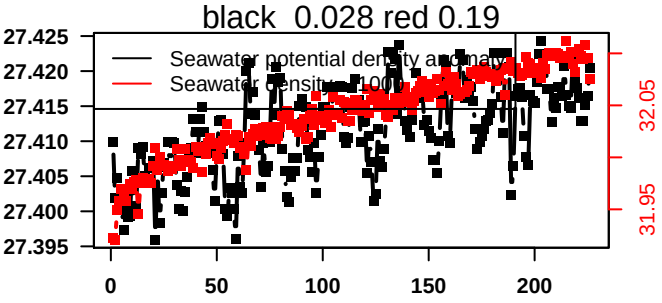
black 0.028 red 0.19
Seawater potential density anomaly
Seawater Density−1000
27.425
27.420
27.415
27.410
27.405
27.400
27.395
32.05
31.95
0
50
100
150
200

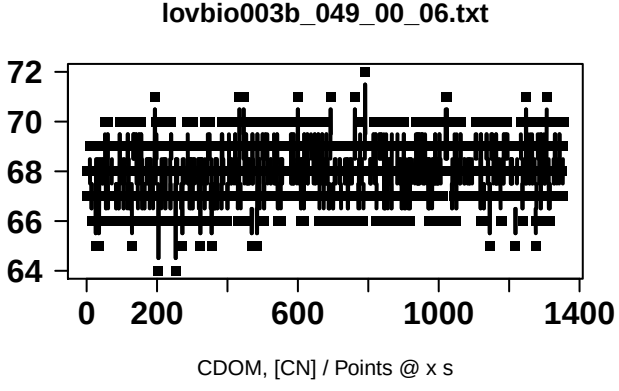
lovbio003b_049_00_06.txt
72
70
68
66
64
0
200
600
1000
1400
CDOM, [CN] / Points @ x s

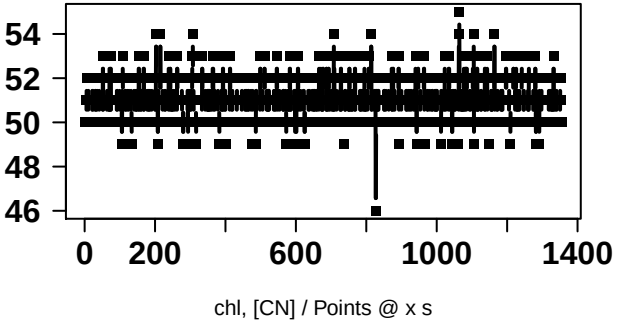
54
52
50
48
46
0
200
600
1000
1400
chl, [CN] / Points @ x s

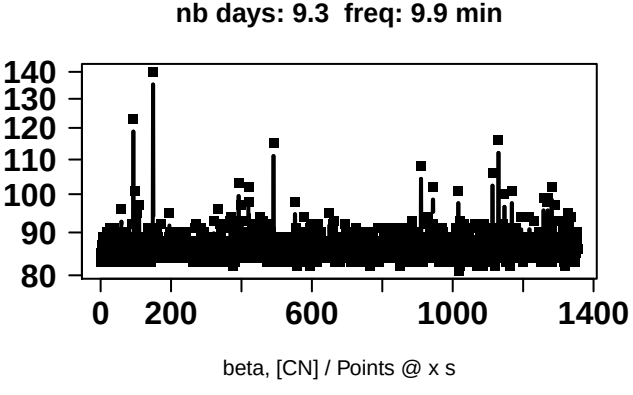
nb days: 9.3 freq: 9.9 min
140
130
120
110
100
90
80
0
200
600
1000
1400
beta, [CN] / Points @ x s

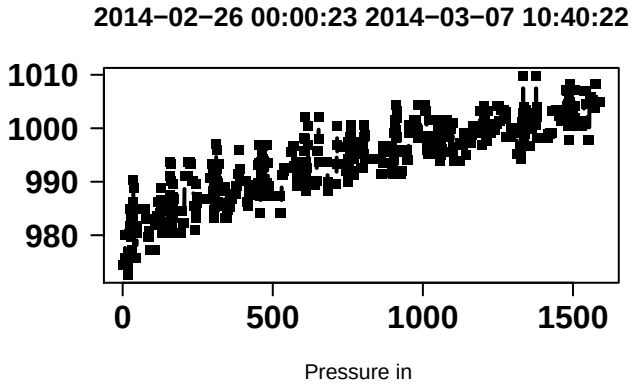
2014−02−26 00:00:23 2014−03−07 10:40:22
1010
1000
990
980
0
500
1000
1500
Pressure in

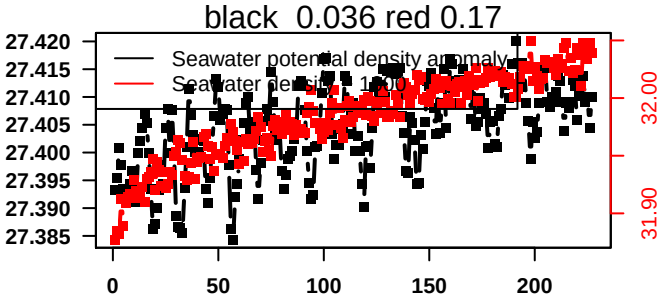
black 0.036 red 0.17
Seawater potential density anomaly
Seawater density - 1000
27.420
27.415
27.410
27.405
27.400
27.395
27.390
27.385
32.00
31.90
0
50
100
150
200

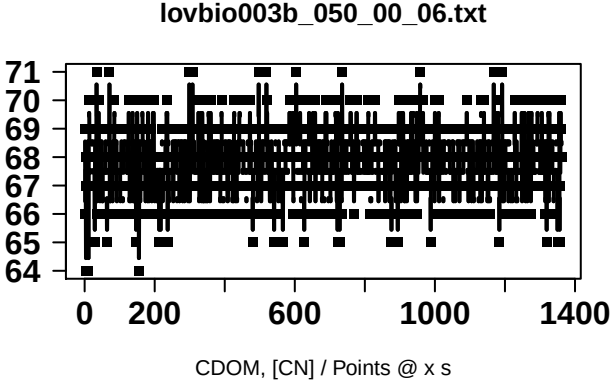
lovbio003b_050_00_06.txt
71
70
69
68
67
66
65
64
0
200
600
1000
1400
CDOM, [CN] / Points @ x s

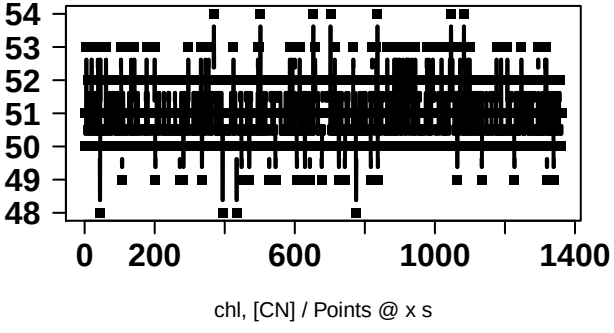
54
53
52
51
50
49
48
0
200
600
1000
1400
chl, [CN] / Points @ x s

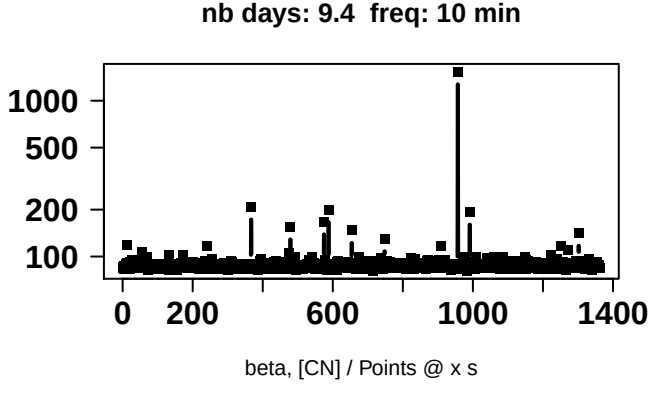
nb days: 9.4 freq: 10 min
1000
500
200
100
0
200
600
1000
1400
beta, [CN] / Points @ x s

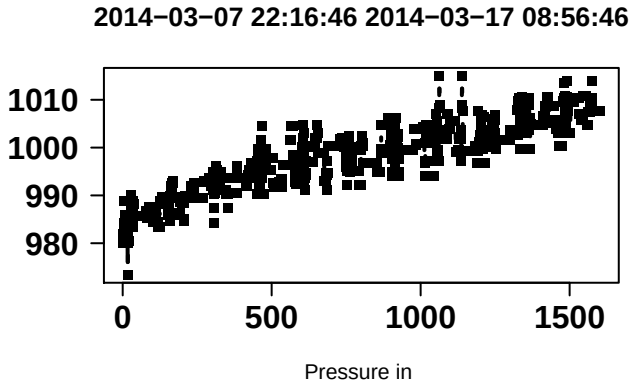
2014−03−07 22:16:46 2014−03−17 08:56:46
1010
1000
990
980
0
500
1000
1500
Pressure in

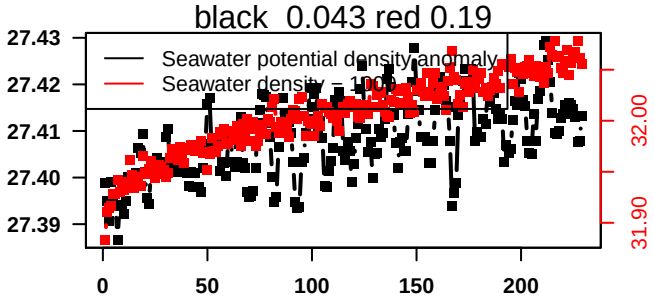
black 0.043 red 0.19
Seawater potential density anomaly
Seawater density − 1000
27.43
27.42
27.41
27.40
27.39
32.00
31.90
0
50
100
150
200

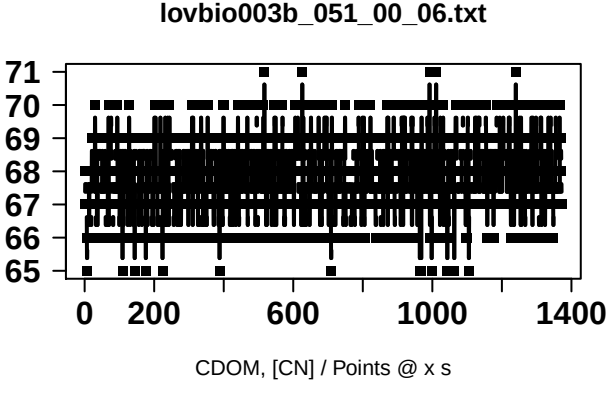
lovbio003b_051_00_06.txt
71
70
69
68
67
66
65
0
200
600
1000
1400
CDOM, [CN] / Points @ x s

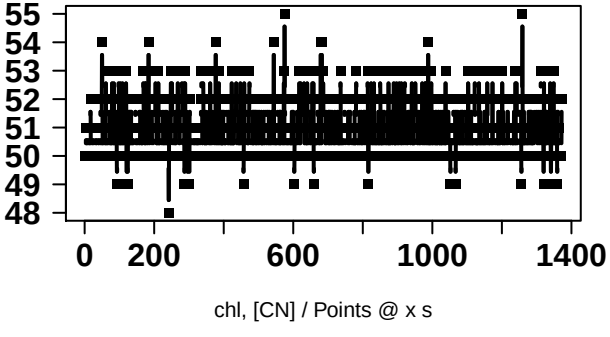
55
54
53
52
51
50
49
48
0
200
600
1000
1400
chl, [CN] / Points @ x s

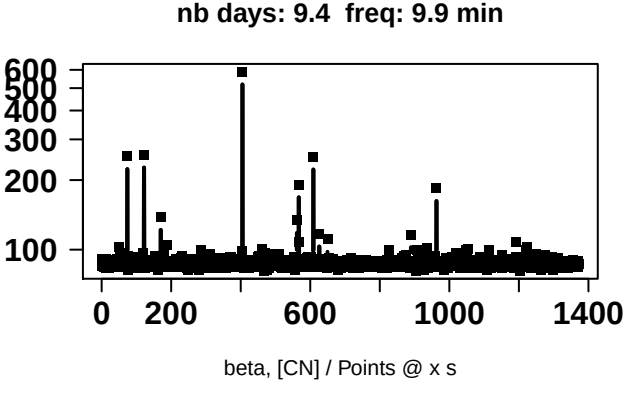
nb days: 9.4 freq: 9.9 min
600
500
400
300
200
100
0
200
600
1000
1400
beta, [CN] / Points @ x s

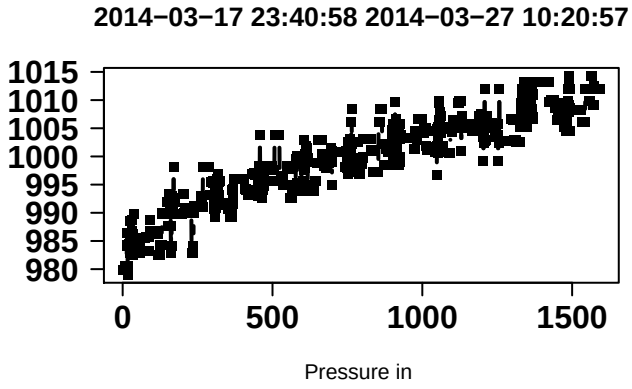
2014−03−17 23:40:58 2014−03−27 10:20:57
1015
1010
1005
1000
995
990
985
980
0
500
1000
1500
Pressure in

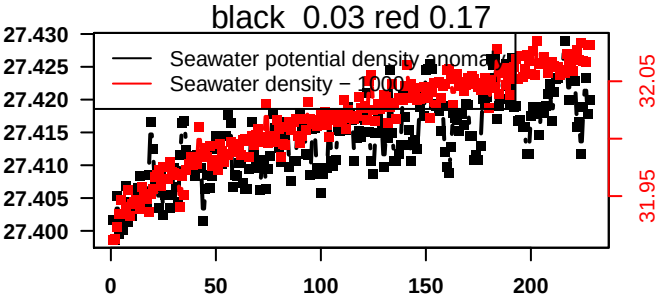
black 0.03 red 0.17
Seawater potential density anomaly
Seawater density − 1000
27.430
27.425
27.420
27.415
27.410
27.405
27.400
32.05
31.95
0
50
100
150
200

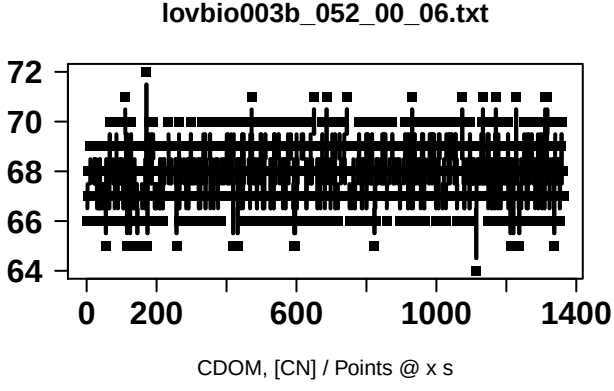
lovbio003b_052_00_06.txt
72
70
68
66
64
0
200
600
1000
1400
CDOM, [CN] / Points @ x s

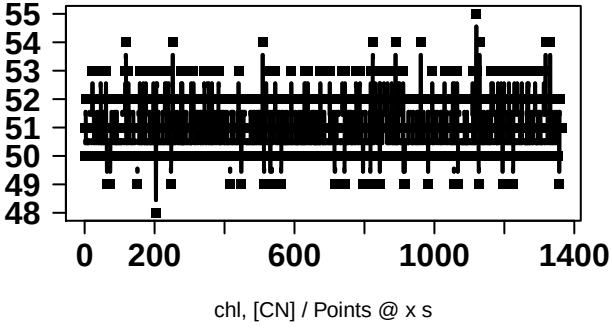
55
54
53
52
51
50
49
48
0
200
600
1000
1400
chl, [CN] / Points @ x s

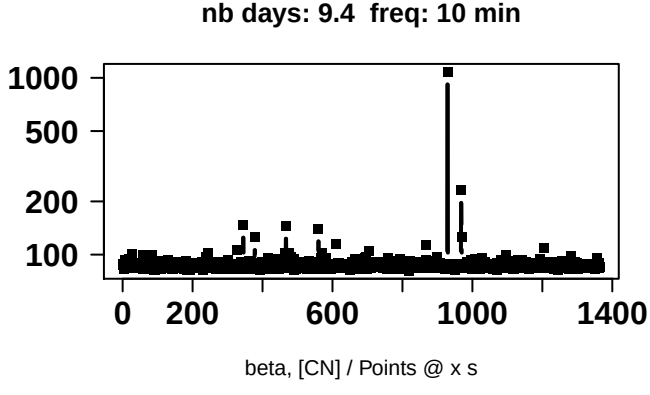
nb days: 9.4 freq: 10 min
1000
500
200
100
0
200
600
1000
1400
beta, [CN] / Points @ x s

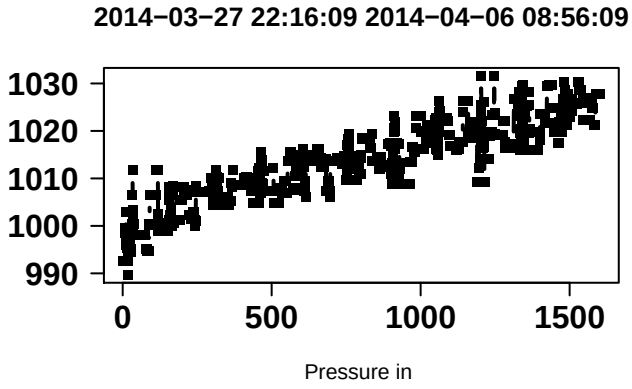
2014−03−27 22:16:09 2014−04−06 08:56:09
1030
1020
1010
1000
990
0
500
1000
1500
Pressure in

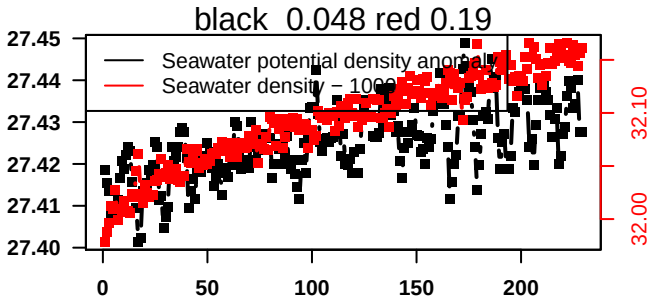
black 0.048 red 0.19
Seawater potential density anomaly
Seawater density − 1000
27.45
27.44
27.43
27.42
27.41
27.40
32.10
32.00
0
50
100
150
200

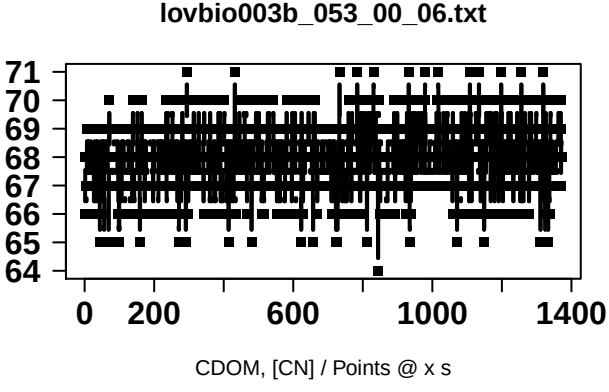
lovbio003b_053_00_06.txt
71
70
69
68
67
66
65
64
0
200
600
1000
1400
CDOM, [CN] / Points @ x s

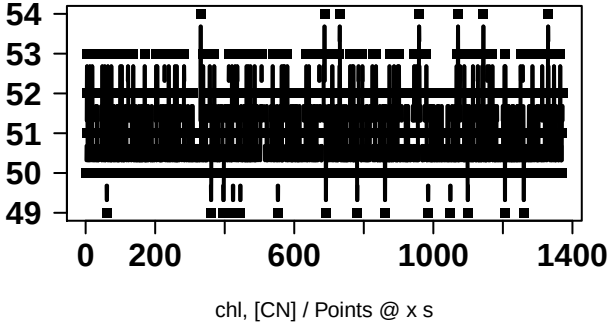
54
53
52
51
50
49
0
200
600
1000
1400
chl, [CN] / Points @ x s

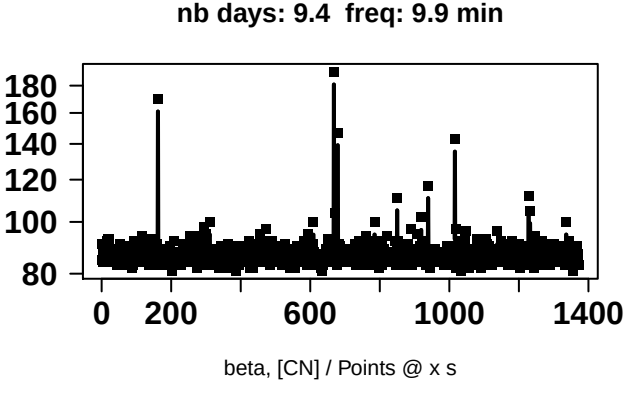
nb days: 9.4 freq: 9.9 min
180
160
140
120
100
80
0
200
600
1000
1400
beta, [CN] / Points @ x s

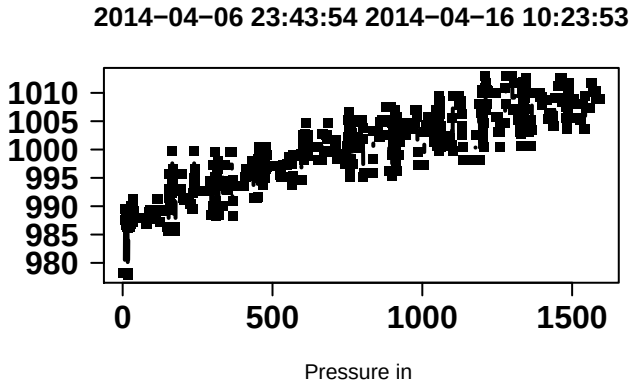
2014−04−06 23:43:54 2014−04−16 10:23:53
1010
1005
1000
995
990
985
980
0
500
1000
1500
Pressure in

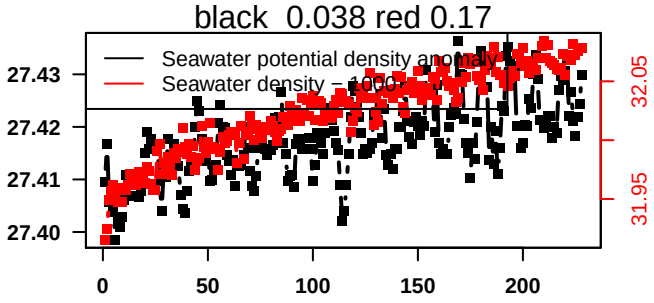
black 0.038 red 0.17
Seawater potential density anomaly
Seawater density − 1000
27.43
27.42
27.41
27.40
32.05
31.95
0
50
100
150
200

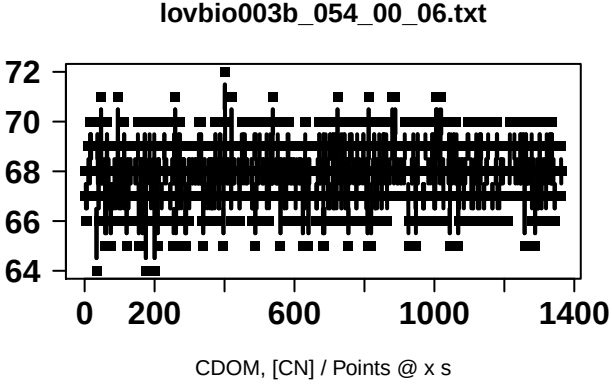
lovbio003b_054_00_06.txt
72
70
68
66
64
0
200
600
1000
1400
CDOM, [CN] / Points @ x s

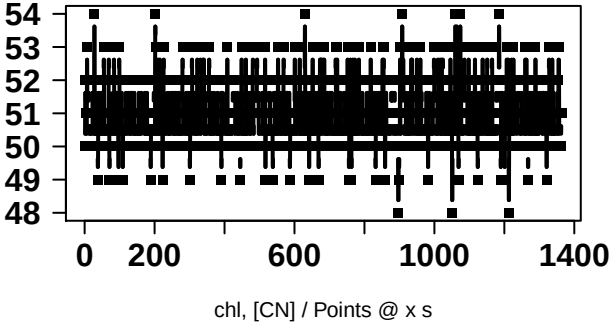
54
53
52
51
50
49
48
0
200
600
1000
1400
chl, [CN] / Points @ x s

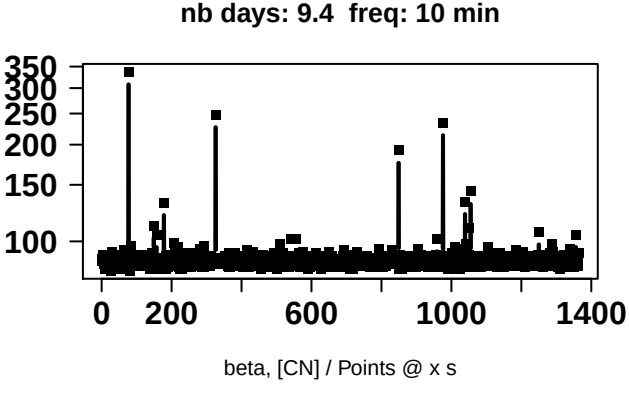
nb days: 9.4 freq: 10 min
350
300
250
200
150
100
0
200
600
1000
1400
beta, [CN] / Points @ x s

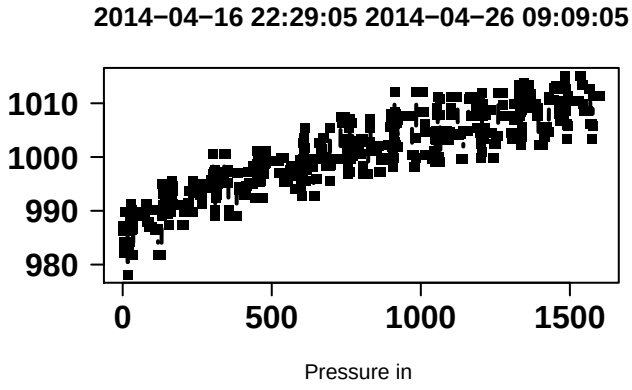
2014−04−16 22:29:05 2014−04−26 09:09:05
1010
1000
990
980
0
500
1000
1500
Pressure in

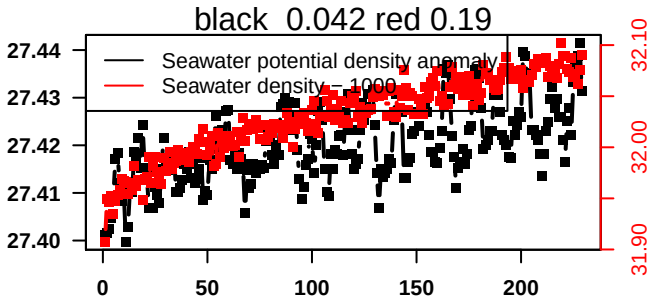
black 0.042 red 0.19
Seawater potential density anomaly
Seawater density − 1000
27.44
27.43
27.42
27.41
27.40
32.10
32.00
31.90
0
50
100
150
200

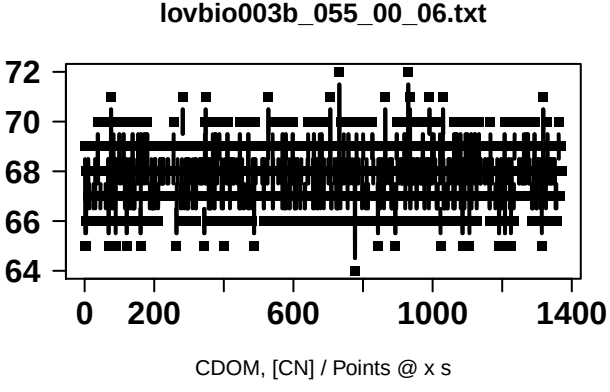
lovbio003b_055_00_06.txt
72
70
68
66
64
0
200
600
1000
1400
CDOM, [CN] / Points @ x s

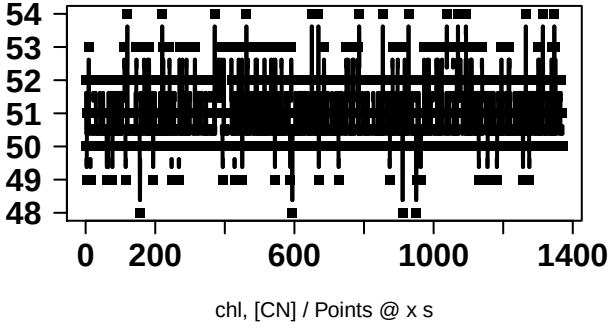
54
53
52
51
50
49
48
0
200
600
1000
1400
chl, [CN] / Points @ x s

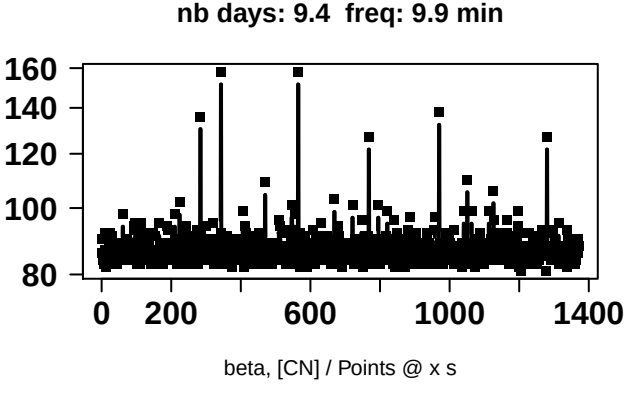
nb days: 9.4 freq: 9.9 min
160
140
120
100
80
0
200
600
1000
1400
beta, [CN] / Points @ x s

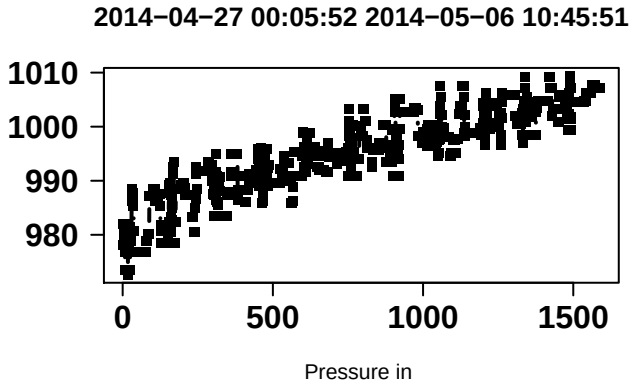
2014−04−27 00:05:52 2014−05−06 10:45:51
1010
1000
990
980
0
500
1000
1500
Pressure in

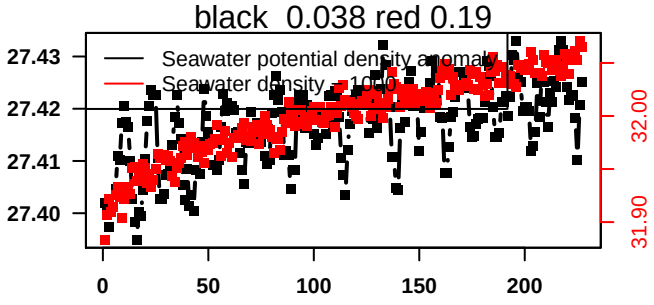
black 0.038 red 0.19
Seawater potential density anomaly
Seawater density - 1000
27.43
27.42
27.41
27.40
32.00
31.90
0
50
100
150
200

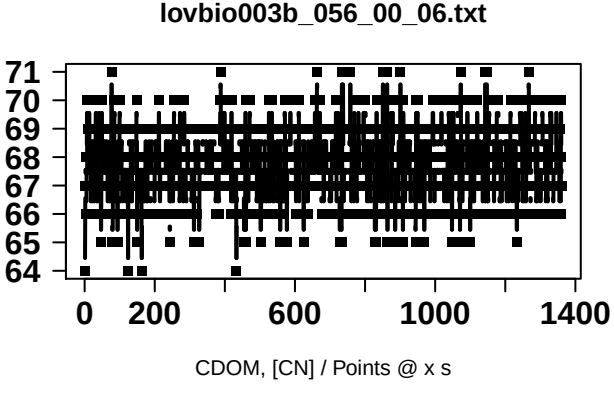
lovbio003b_056_00_06.txt
71
70
69
68
67
66
65
64
0
200
600
1000
1400
CDOM, [CN] / Points @ x s

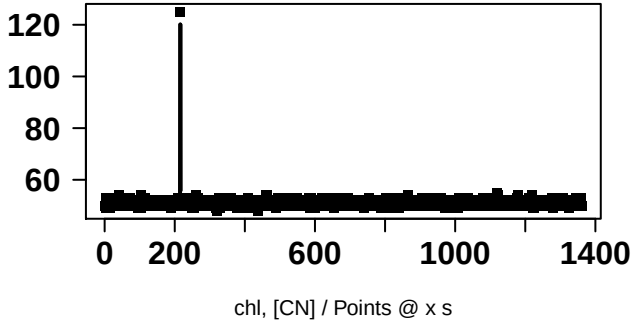
120
100
80
60
0
200
600
1000
1400
chl, [CN] / Points @ x s

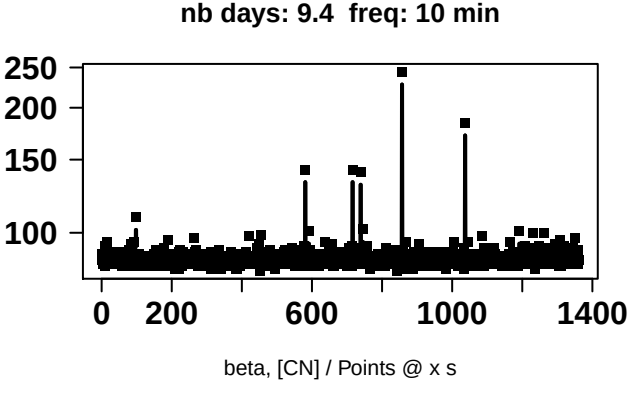
nb days: 9.4 freq: 10 min
250
200
150
100
0
200
600
1000
1400
beta, [CN] / Points @ x s

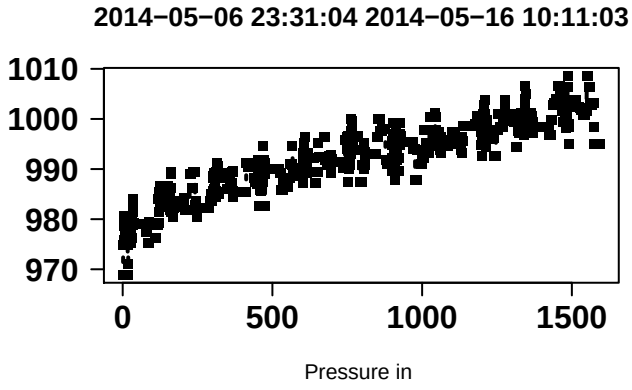
2014−05−06 23:31:04 2014−05−16 10:11:03
1010
1000
990
980
970
0
500
1000
1500
Pressure in

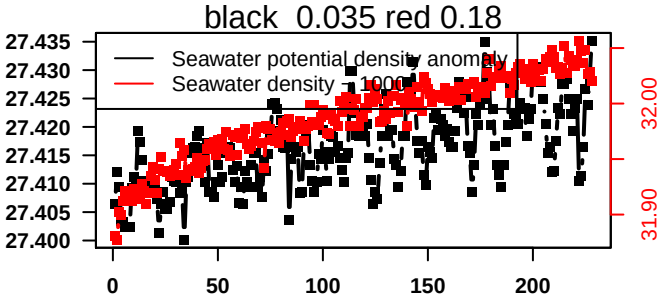
black 0.035 red 0.18
Seawater potential density anomaly
Seawater density - 1000
27.435
27.430
27.425
27.420
27.415
27.410
27.405
27.400
32.00
31.90
0
50
100
150
200

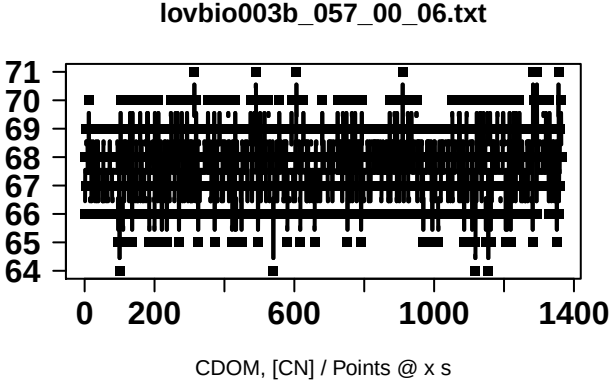
lovbio003b_057_00_06.txt
71
70
69
68
67
66
65
64
0
200
600
1000
1400
CDOM, [CN] / Points @ x s

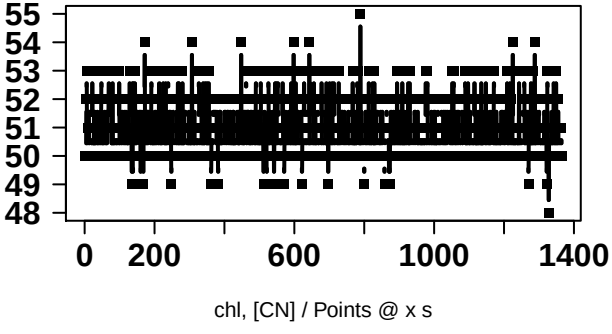
55
54
53
52
51
50
49
48
0
200
600
1000
1400
chl, [CN] / Points @ x s

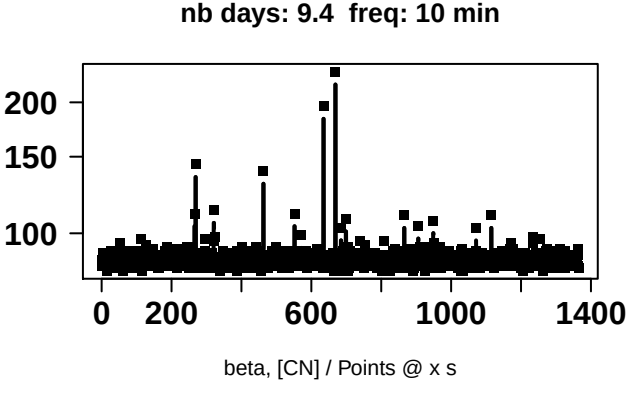
nb days: 9.4 freq: 10 min
200
150
100
0
200
600
1000
1400
beta, [CN] / Points @ x s

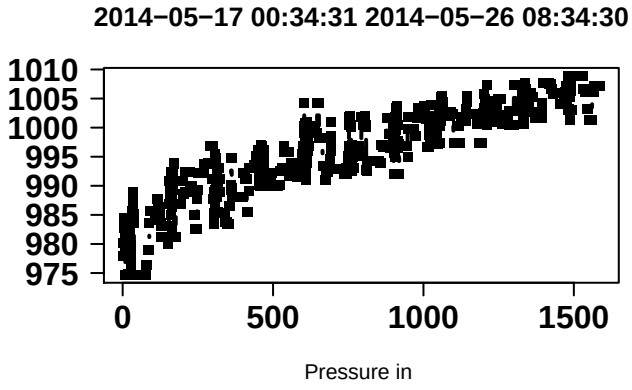
2014−05−17 00:34:31 2014−05−26 08:34:30
1010
1005
1000
995
990
985
980
975
0
500
1000
1500
Pressure in

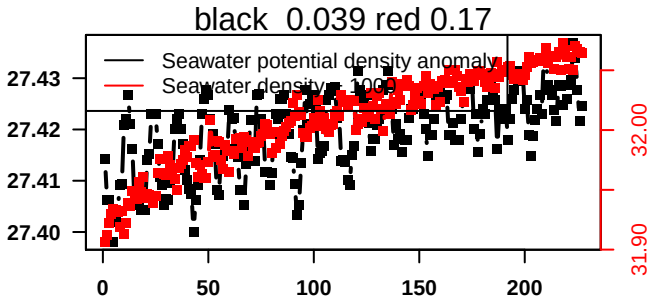
black 0.039 red 0.17
Seawater potential density anomaly
Seawater density - 1000
27.43
27.42
27.41
27.40
32.00
31.90
0
50
100
150
200

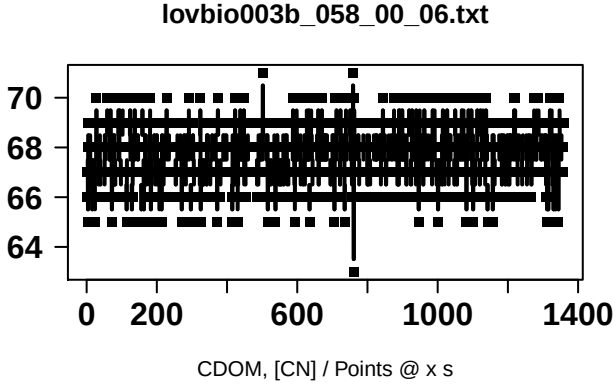
lovbio003b_058_00_06.txt
70
68
66
64
0
200
600
1000
1400
CDOM, [CN] / Points @ x s

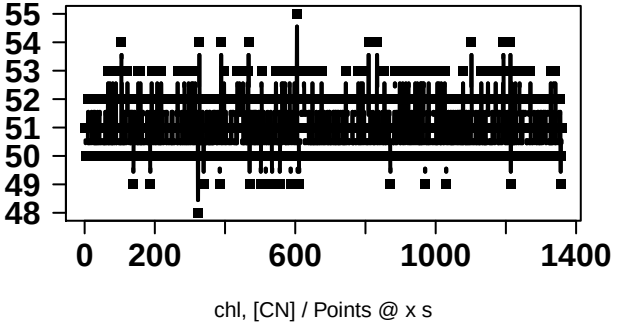
55
54
53
52
51
50
49
48
0
200
600
1000
1400
chl, [CN] / Points @ x s

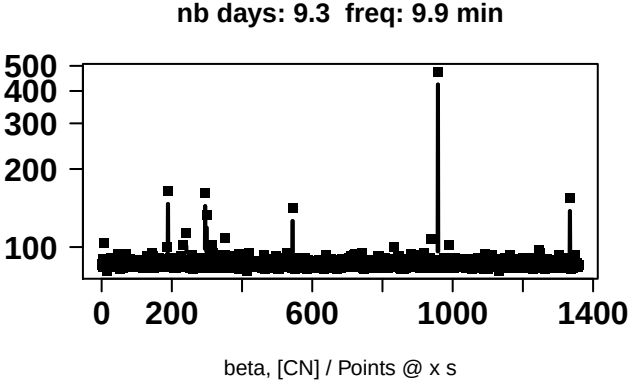
nb days: 9.3 freq: 9.9 min
500
400
300
200
100
0
200
600
1000
1400
beta, [CN] / Points @ x s

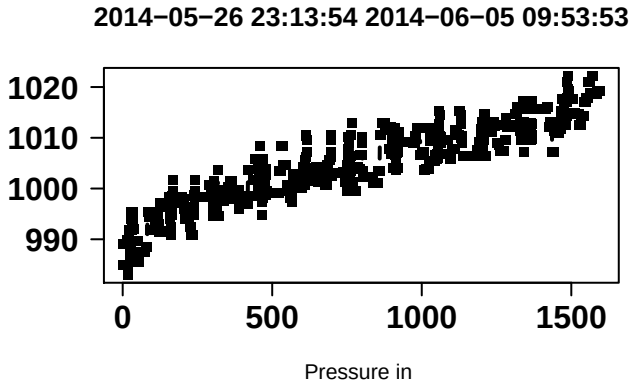
2014−05−26 23:13:54 2014−06−05 09:53:53
1020
1010
1000
990
0
500
1000
1500
Pressure in

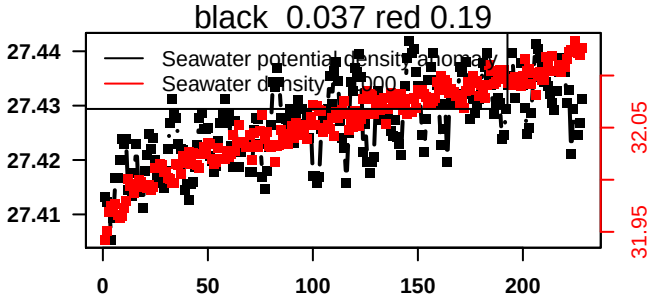
black 0.037 red 0.19
Seawater potential density anomaly
Seawater density
27.44
27.43
27.42
27.41
32.05
31.95
0
50
100
150
200

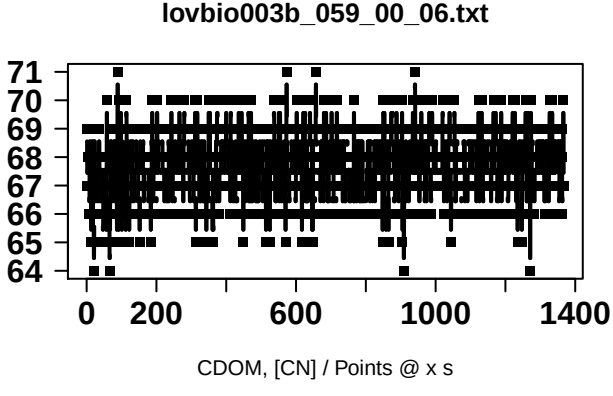
lovbio003b_059_00_06.txt
71
70
69
68
67
66
65
64
0
200
600
1000
1400
CDOM, [CN] / Points @ x s

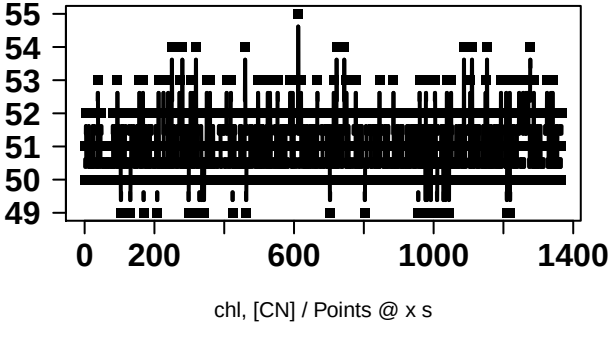
55
54
53
52
51
50
49
0
200
600
1000
1400
chl, [CN] / Points @ x s

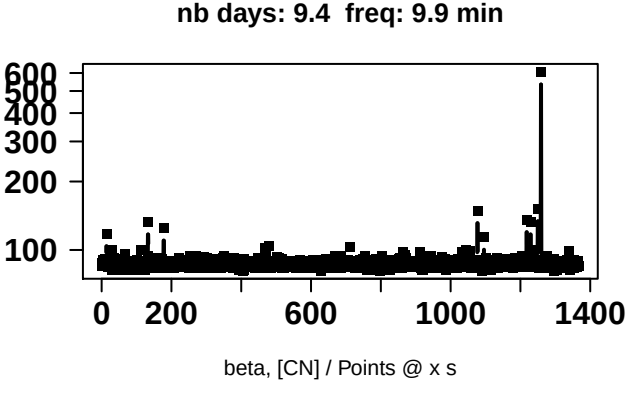
nb days: 9.4 freq: 9.9 min
600
500
400
300
200
100
0
200
600
1000
1400
beta, [CN] / Points @ x s

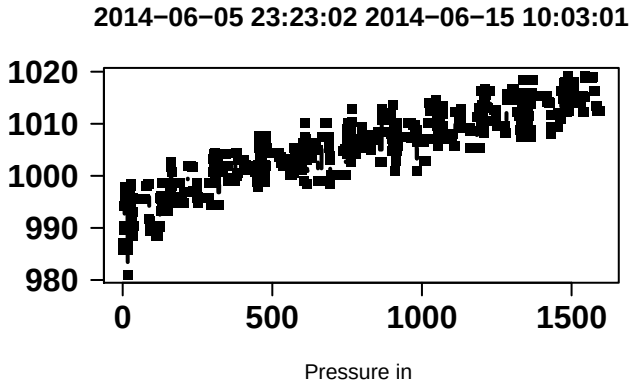
2014−06−05 23:23:02 2014−06−15 10:03:01
1020
1010
1000
990
980
0
500
1000
1500
Pressure in

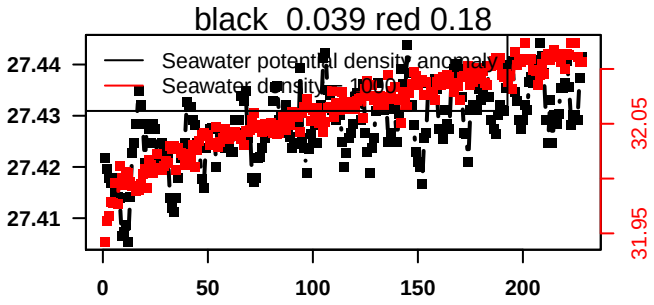
black 0.039 red 0.18
Seawater potential density anomaly
Seawater density − 1000
27.44
27.43
27.42
27.41
32.05
31.95
0
50
100
150
200

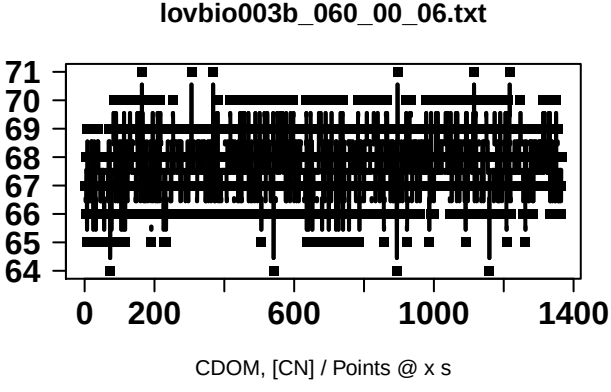
lovbio003b_060_00_06.txt
71
70
69
68
67
66
65
64
0
200
600
1000
1400
CDOM, [CN] / Points @ x s

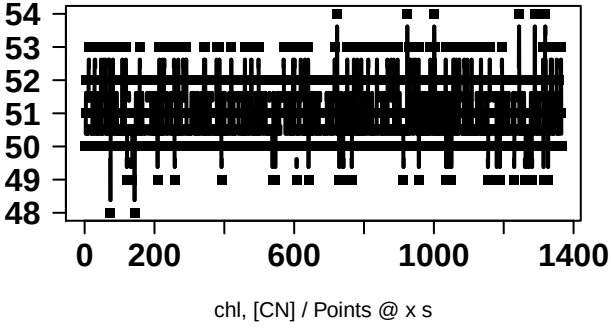
54
53
52
51
50
49
48
0
200
600
1000
1400
chl, [CN] / Points @ x s

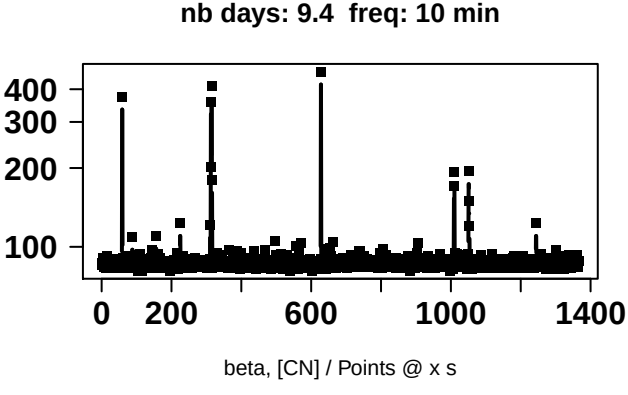
nb days: 9.4 freq: 10 min
400
300
200
100
0
200
600
1000
1400
beta, [CN] / Points @ x s

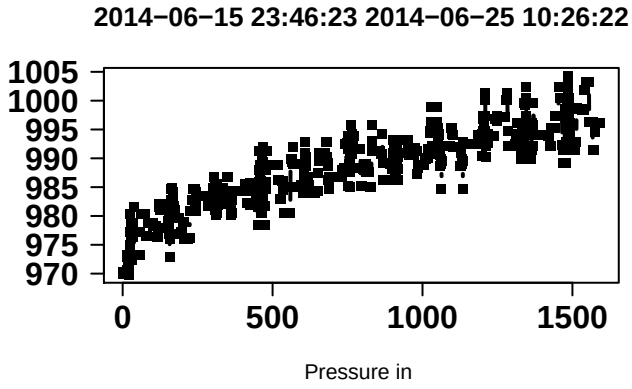
2014−06−15 23:46:23 2014−06−25 10:26:22
1005
1000
995
990
985
980
975
970
0
500
1000
1500
Pressure in

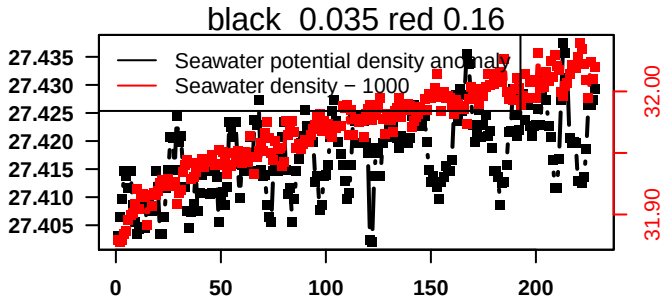
black 0.035 red 0.16
Seawater potential density anomaly
Seawater density − 1000
27.435
27.430
27.425
27.420
27.415
27.410
27.405
32.00
31.90
0
50
100
150
200

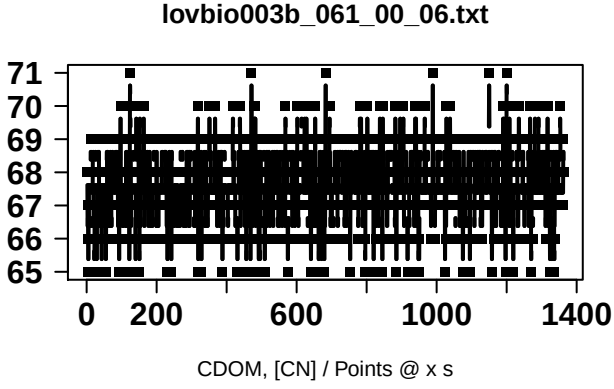
lovbio003b_061_00_06.txt
71
70
69
68
67
66
65
0
200
600
1000
1400
CDOM, [CN] / Points @ x s

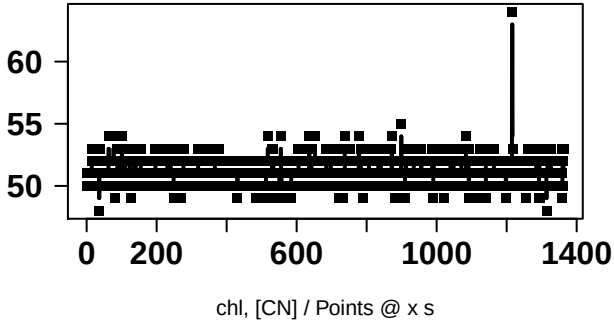
60
55
50
0
200
600
1000
1400
chl, [CN] / Points @ x s

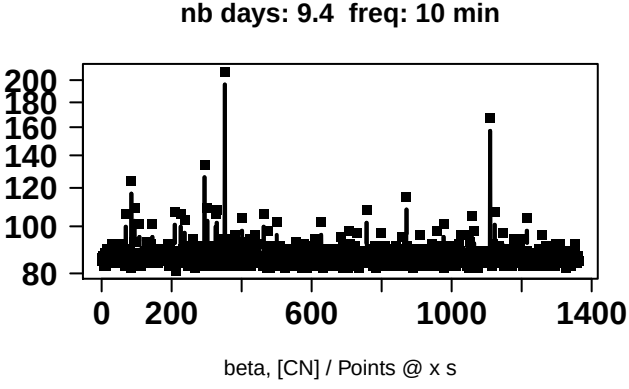
nb days: 9.4 freq: 10 min
200
180
160
140
120
100
80
0
200
600
1000
1400
beta, [CN] / Points @ x s

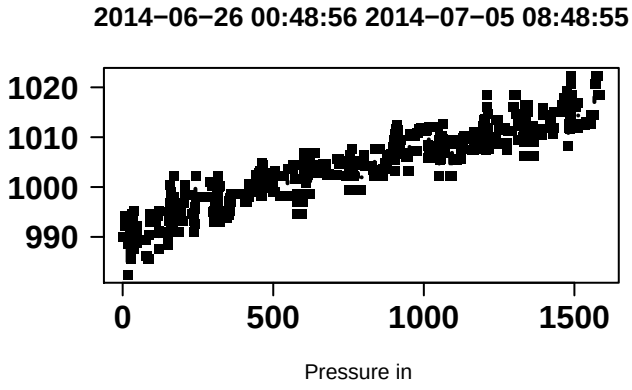
2014−06−26 00:48:56 2014−07−05 08:48:55
1020
1010
1000
990
0
500
1000
1500
Pressure in

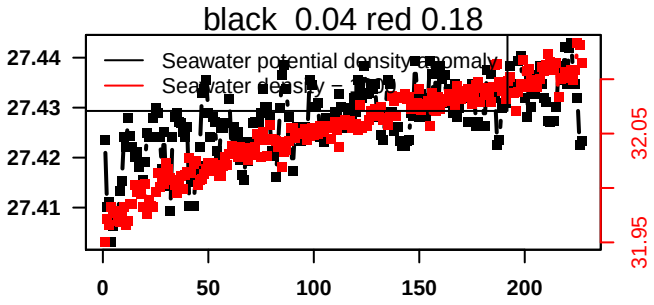
black 0.04 red 0.18
Seawater potential density anomaly
Seawater density
27.44
27.43
27.42
27.41
32.05
31.95
0
50
100
150
200

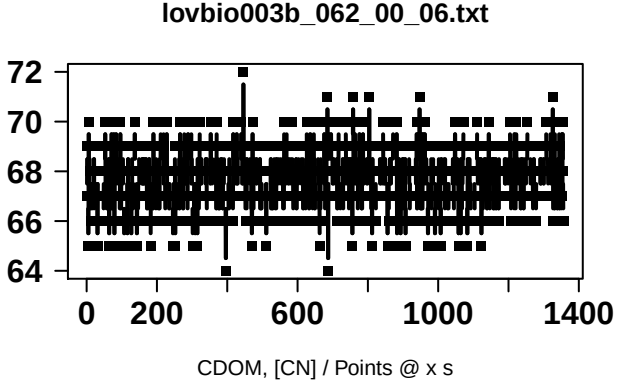
lovbio003b_062_00_06.txt
72
70
68
66
64
0
200
600
1000
1400
CDOM, [CN] / Points @ x s

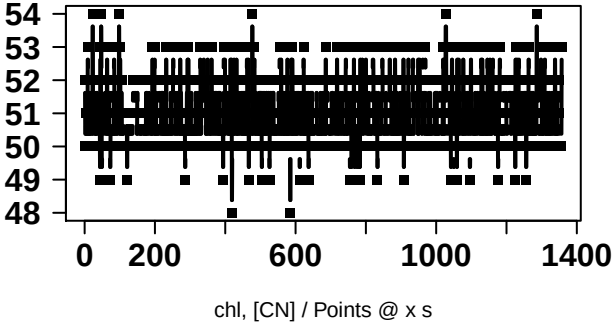
54
53
52
51
50
49
48
0
200
600
1000
1400
chl, [CN] / Points @ x s

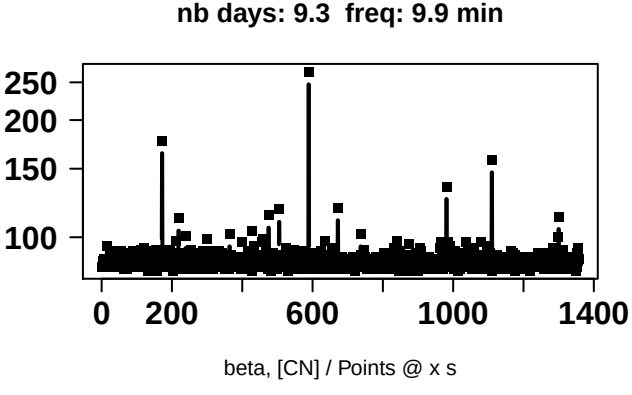
nb days: 9.3 freq: 9.9 min
250
200
150
100
0
200
600
1000
1400
beta, [CN] / Points @ x s

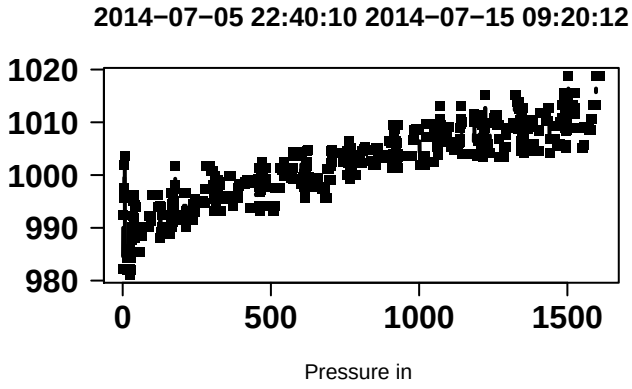
2014−07−05 22:40:10 2014−07−15 09:20:12
1020
1010
1000
990
980
0
500
1000
1500
Pressure in

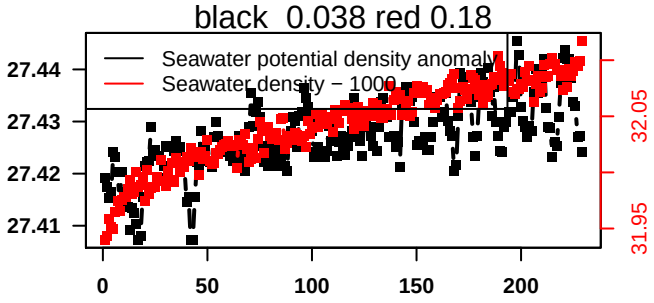
black 0.038 red 0.18
Seawater potential density anomaly
Seawater density − 1000
27.44
27.43
27.42
27.41
32.05
31.95
0
50
100
150
200

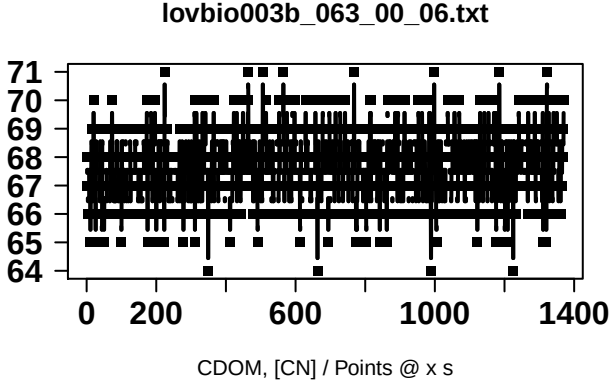
lovbio003b_063_00_06.txt
71
70
69
68
67
66
65
64
0
200
600
1000
1400
CDOM, [CN] / Points @ x s

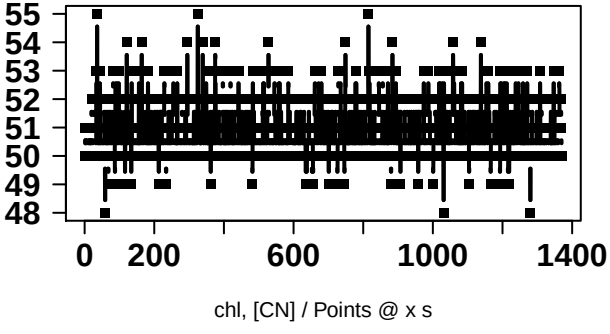
55
54
53
52
51
50
49
48
0
200
600
1000
1400
chl, [CN] / Points @ x s

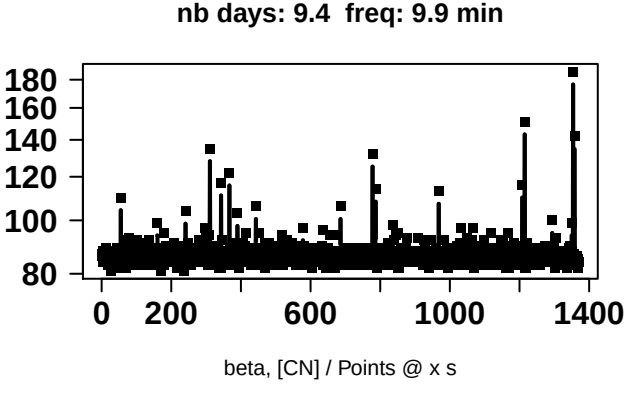
nb days: 9.4 freq: 9.9 min
180
160
140
120
100
80
0
200
600
1000
1400
beta, [CN] / Points @ x s

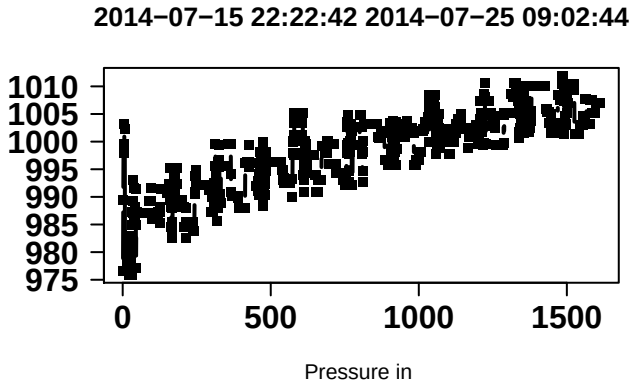
2014−07−15 22:22:42 2014−07−25 09:02:44
1010
1005
1000
995
990
985
980
975
0
500
1000
1500
Pressure in

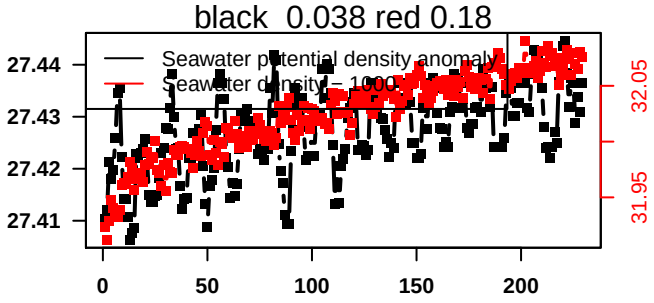
black 0.038 red 0.18
Seawater potential density anomaly
Seawater density − 1000
27.44
27.43
27.42
27.41
32.05
31.95
0
50
100
150
200

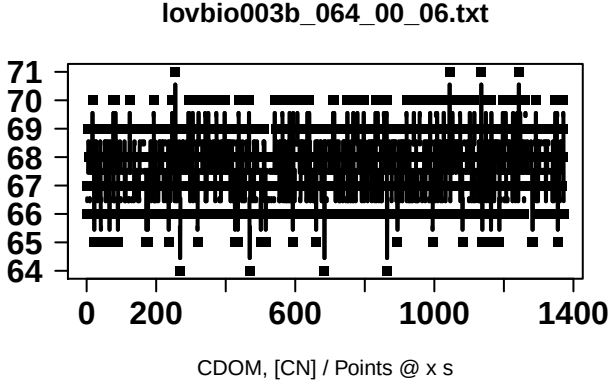
lovbio003b_064_00_06.txt
71
70
69
68
67
66
65
64
0
200
600
1000
1400
CDOM, [CN] / Points @ x s

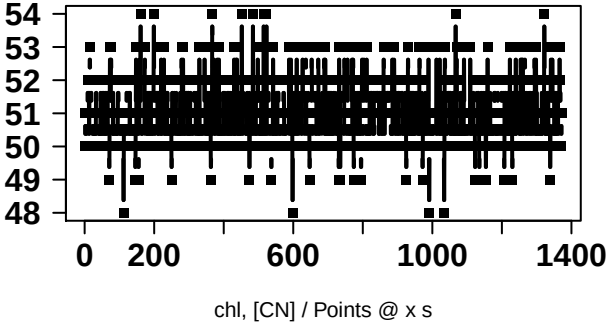
54
53
52
51
50
49
48
0
200
600
1000
1400
chl, [CN] / Points @ x s

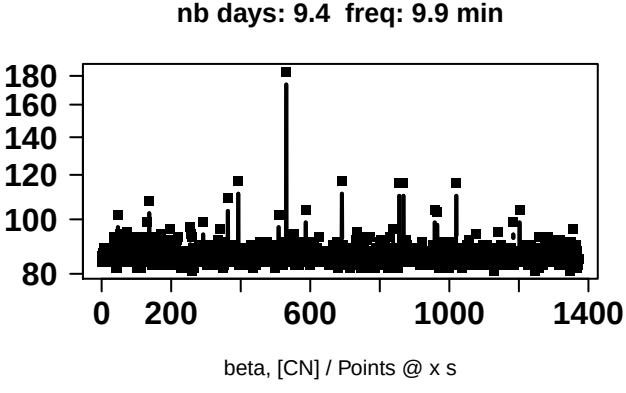
nb days: 9.4 freq: 9.9 min
180
160
140
120
100
80
0
200
600
1000
1400
beta, [CN] / Points @ x s

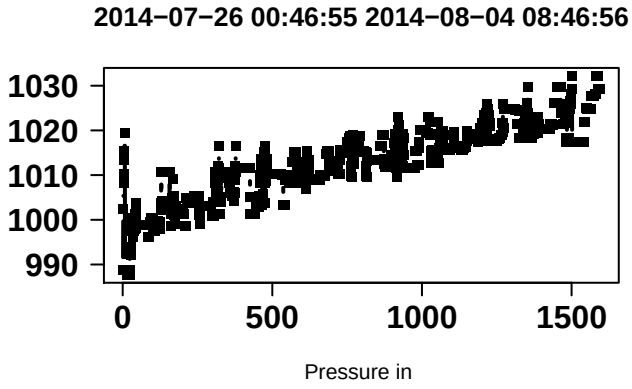
2014−07−26 00:46:55 2014−08−04 08:46:56
1030
1020
1010
1000
990
0
500
1000
1500
Pressure in

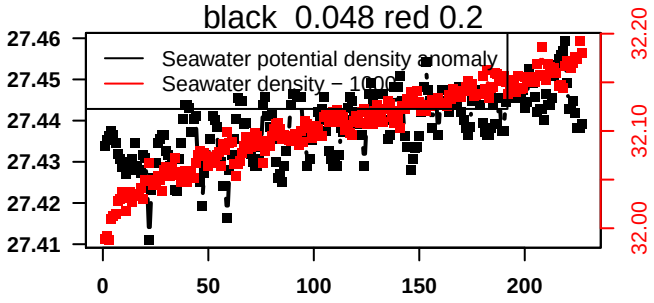
black 0.048 red 0.2
Seawater potential density anomaly
Seawater density − 1000
27.46
27.45
27.44
27.43
27.42
27.41
32.20
32.10
32.00
0
50
100
150
200

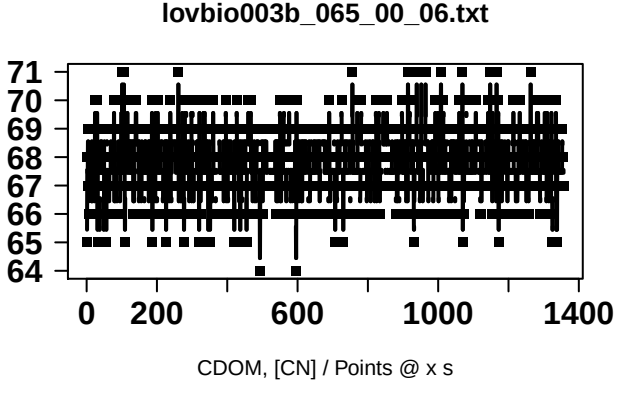
lovbio003b_065_00_06.txt
71
70
69
68
67
66
65
64
0
200
600
1000
1400
CDOM, [CN] / Points @ x s

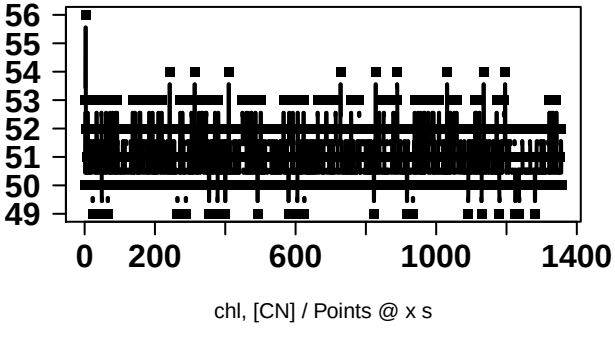
56
55
54
53
52
51
50
49
0
200
600
1000
1400
chl, [CN] / Points @ x s

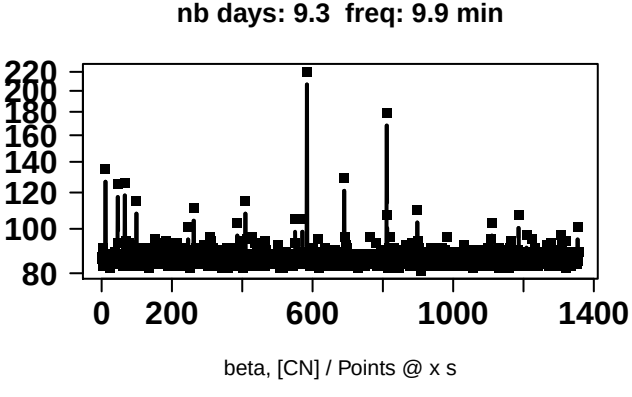
nb days: 9.3 freq: 9.9 min
220
200
180
160
140
120
100
80
0
200
600
1000
1400
beta, [CN] / Points @ x s

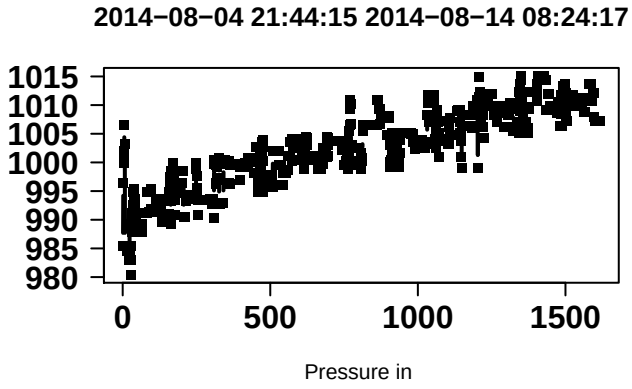
2014−08−04 21:44:15 2014−08−14 08:24:17
1015
1010
1005
1000
995
990
985
980
0
500
1000
1500
Pressure in

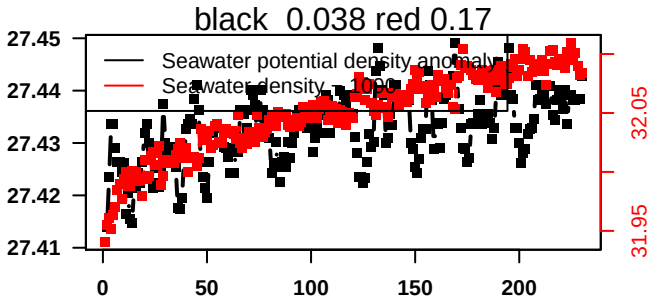
black 0.038 red 0.17
Seawater potential density anomaly
Seawater density - 1000
27.45
27.44
27.43
27.42
27.41
32.05
31.95
0
50
100
150
200

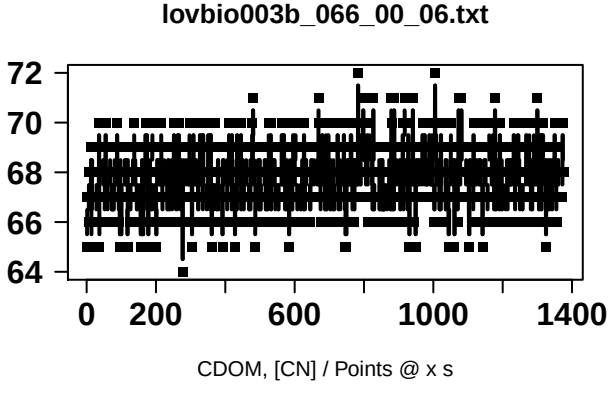
lovbio003b_066_00_06.txt
72
70
68
66
64
0
200
600
1000
1400
CDOM, [CN] / Points @ x s

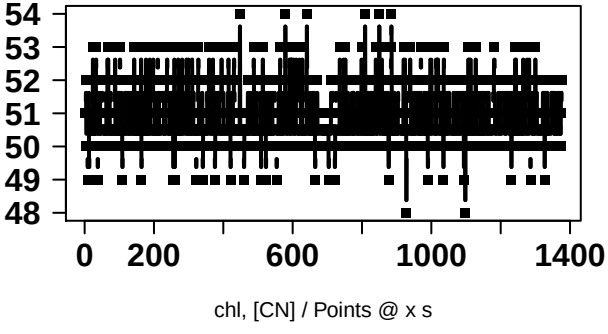
54
53
52
51
50
49
48
0
200
600
1000
1400
chl, [CN] / Points @ x s

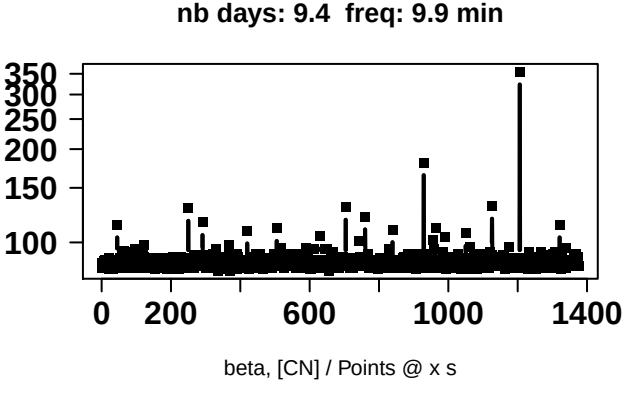
nb days: 9.4 freq: 9.9 min
350
300
250
200
150
100
0
200
600
1000
1400
beta, [CN] / Points @ x s

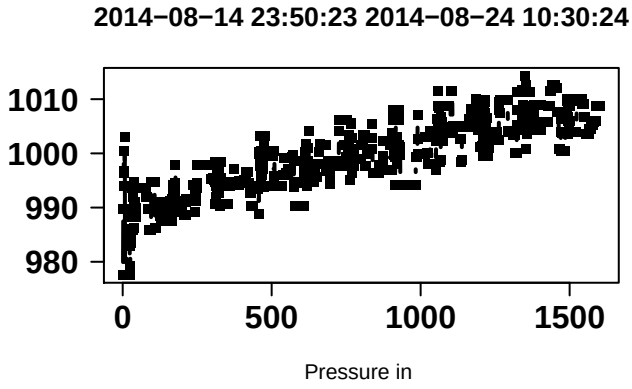
2014−08−14 23:50:23 2014−08−24 10:30:24
1010
1000
990
980
0
500
1000
1500
Pressure in

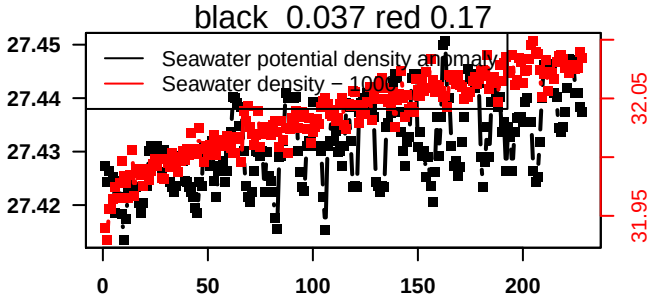
black 0.037 red 0.17
Seawater potential density anomaly
Seawater density − 1000
27.45
27.44
27.43
27.42
32.05
31.95
0
50
100
150
200

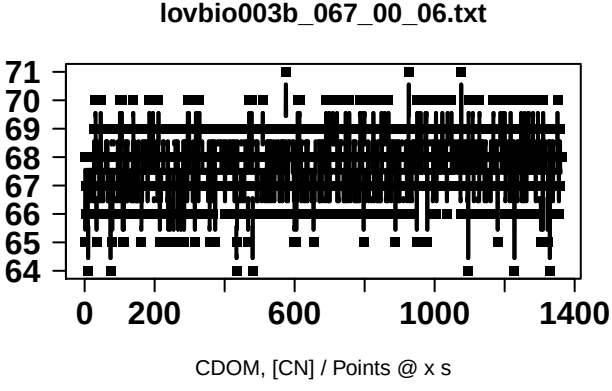
lovbio003b_067_00_06.txt
71
70
69
68
67
66
65
64
0
200
600
1000
1400
CDOM, [CN] / Points @ x s

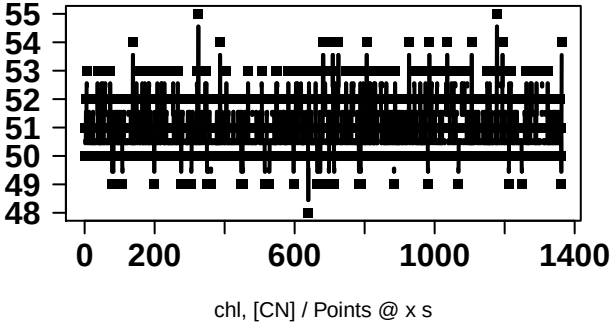
55
54
53
52
51
50
49
48
0
200
600
1000
1400
chl, [CN] / Points @ x s

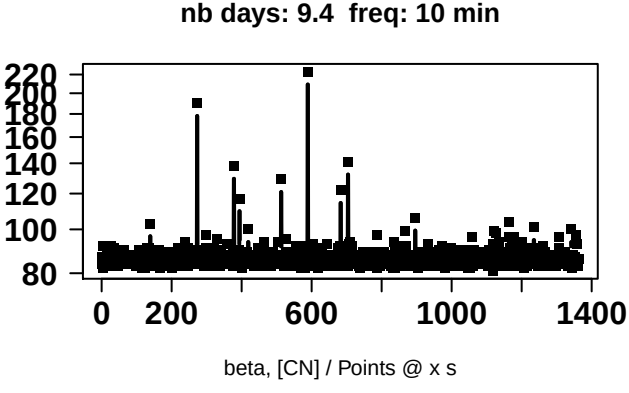
nb days: 9.4 freq: 10 min
220
200
180
160
140
120
100
80
0
200
600
1000
1400
beta, [CN] / Points @ x s

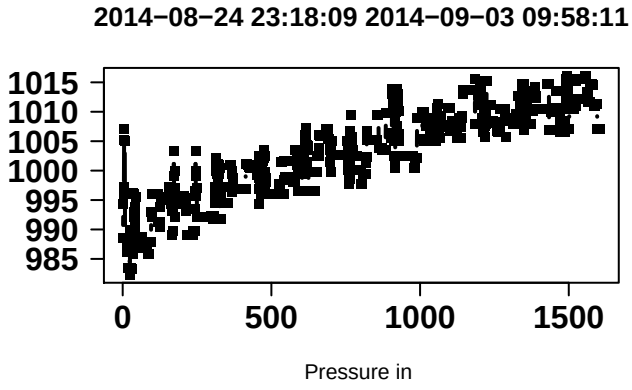
2014−08−24 23:18:09 2014−09−03 09:58:11
1015
1010
1005
1000
995
990
985
0
500
1000
1500
Pressure in

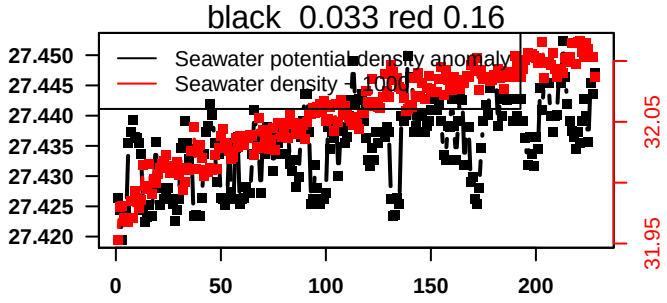
black 0.033 red 0.16
Seawater potential density anomaly
Seawater density - 1000
27.450
27.445
27.440
27.435
27.430
27.425
27.420
32.05
31.95
0
50
100
150
200

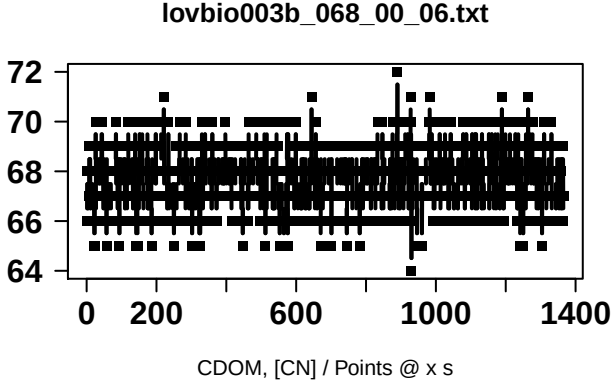
lovbio003b_068_00_06.txt
72
70
68
66
64
0
200
600
1000
1400
CDOM, [CN] / Points @ x s

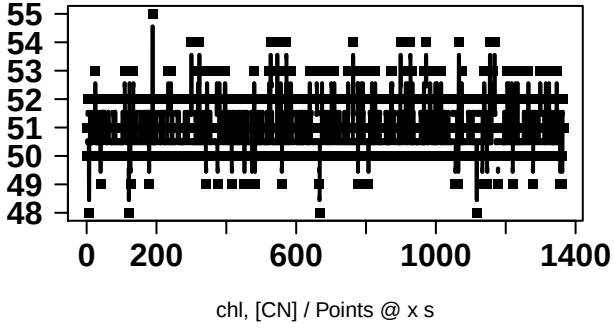
55
54
53
52
51
50
49
48
0
200
600
1000
1400
chl, [CN] / Points @ x s

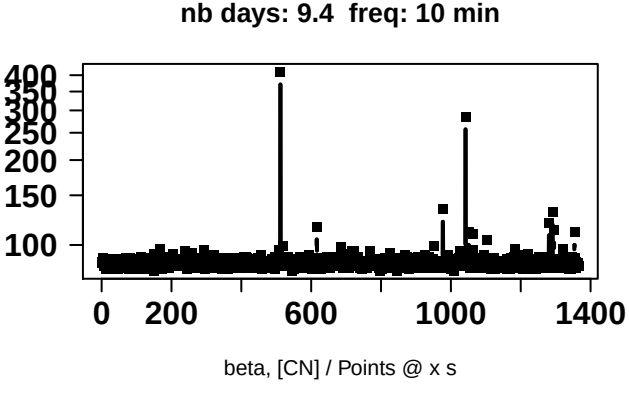
nb days: 9.4 freq: 10 min
400
350
300
250
200
150
100
0
200
600
1000
1400
beta, [CN] / Points @ x s

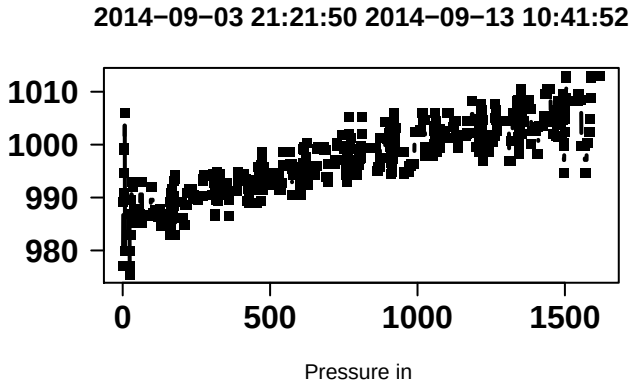
2014−09−03 21:21:50 2014−09−13 10:41:52
1010
1000
990
980
0
500
1000
1500
Pressure in

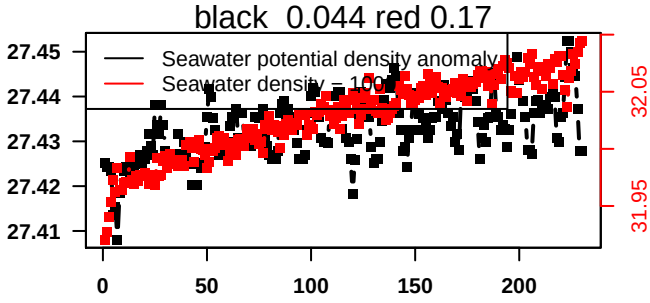
black 0.044 red 0.17
Seawater potential density anomaly
Seawater density − 1000
27.45
27.44
27.43
27.42
27.41
32.05
31.95
0
50
100
150
200

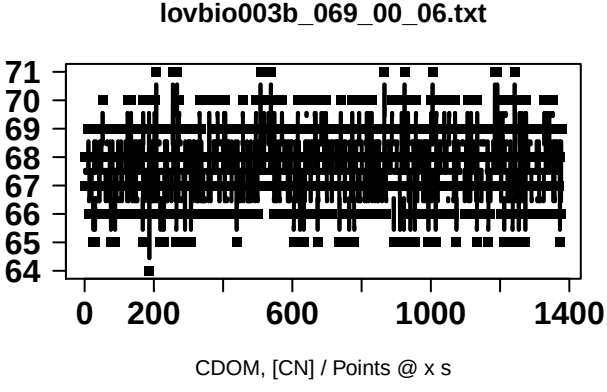
lovbio003b_069_00_06.txt
71
70
69
68
67
66
65
64
0
200
600
1000
1400
CDOM, [CN] / Points @ x s

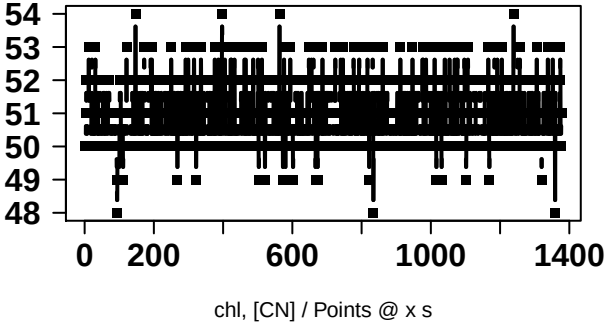
54
53
52
51
50
49
48
0
200
600
1000
1400
chl, [CN] / Points @ x s

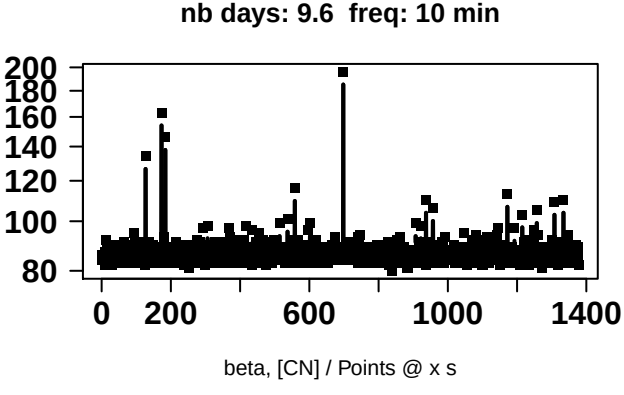
nb days: 9.6 freq: 10 min
200
180
160
140
120
100
80
0
200
600
1000
1400
beta, [CN] / Points @ x s

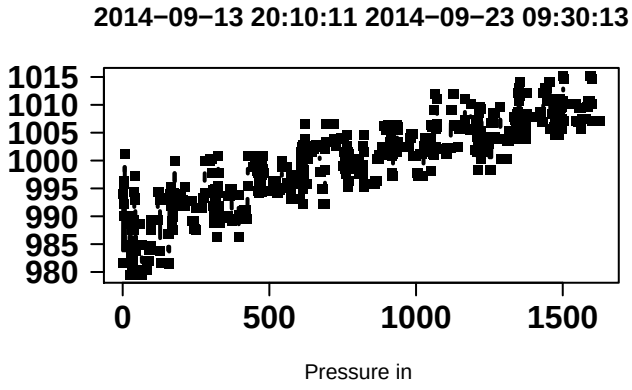
2014−09−13 20:10:11 2014−09−23 09:30:13
1015
1010
1005
1000
995
990
985
980
0
500
1000
1500
Pressure in

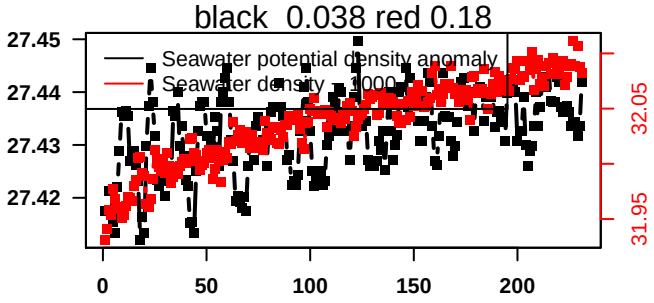
black 0.038 red 0.18
Seawater potential density anomaly
Seawater density - 1000
27.45
27.44
27.43
27.42
32.05
31.95
0
50
100
150
200

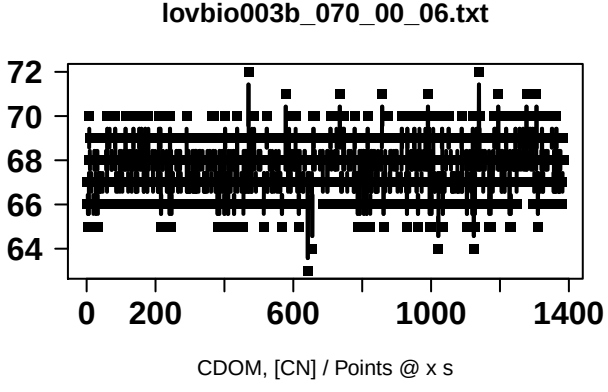
lovbio003b_070_00_06.txt
72
70
68
66
64
0
200
600
1000
1400
CDOM, [CN] / Points @ x s

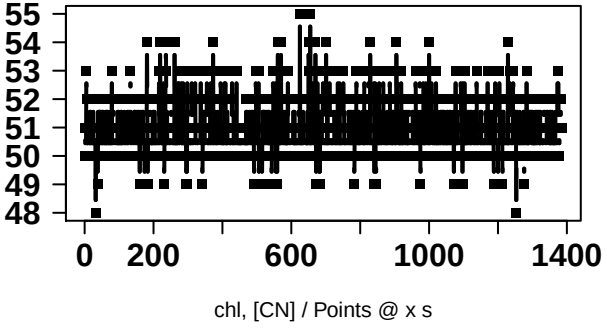
55
54
53
52
51
50
49
48
0
200
600
1000
1400
chl, [CN] / Points @ x s

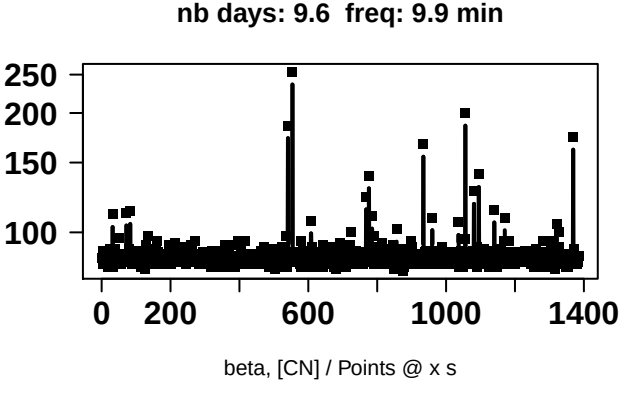
nb days: 9.6 freq: 9.9 min
250
200
150
100
0
200
600
1000
1400
beta, [CN] / Points @ x s

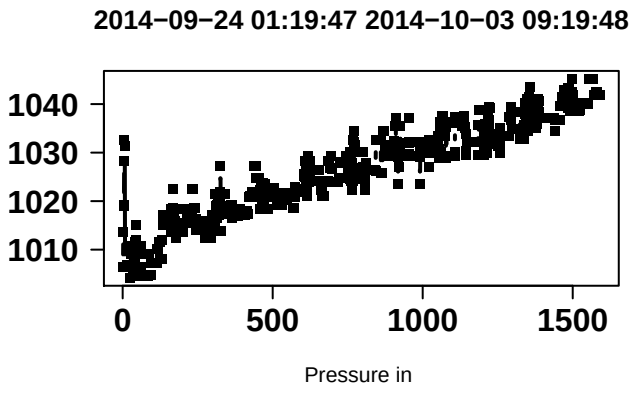
2014−09−24 01:19:47 2014−10−03 09:19:48
1040
1030
1020
1010
0
500
1000
1500
Pressure in

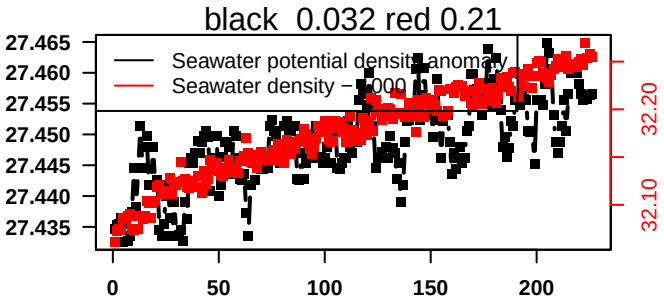
black 0.032 red 0.21
Seawater potential density anomaly
Seawater density − 1000 [
27.465
27.460
27.455
27.450
27.445
27.440
27.435
32.20
32.10
0
50
100
150
200

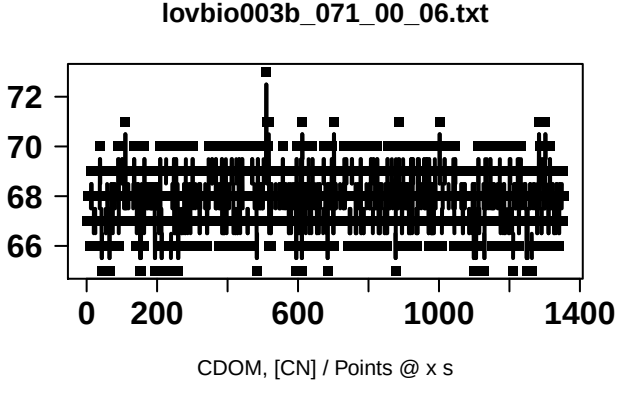
lovbio003b_071_00_06.txt
72
70
68
66
0
200
600
1000
1400
CDOM, [CN] / Points @ x s

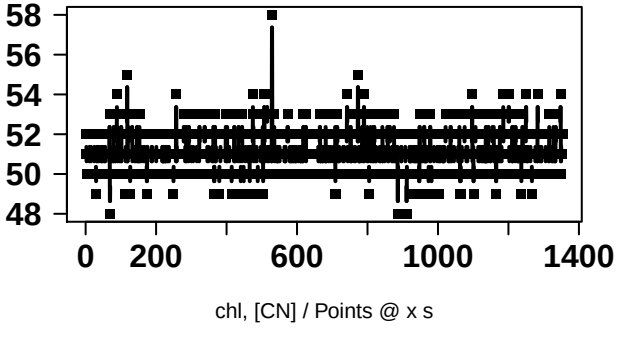
58
56
54
52
50
48
0
200
600
1000
1400
chl, [CN] / Points @ x s

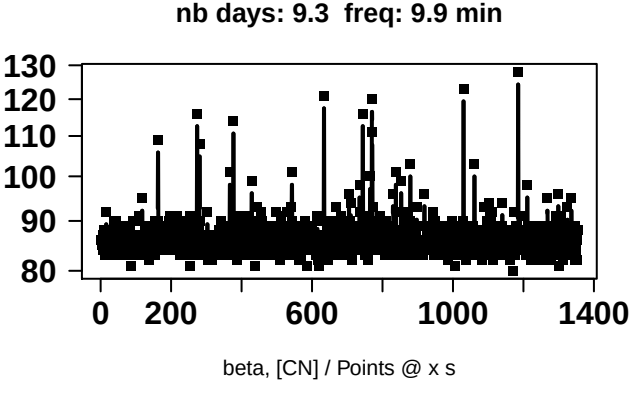
nb days: 9.3 freq: 9.9 min
130
120
110
100
90
80
0
200
600
1000
1400
beta, [CN] / Points @ x s

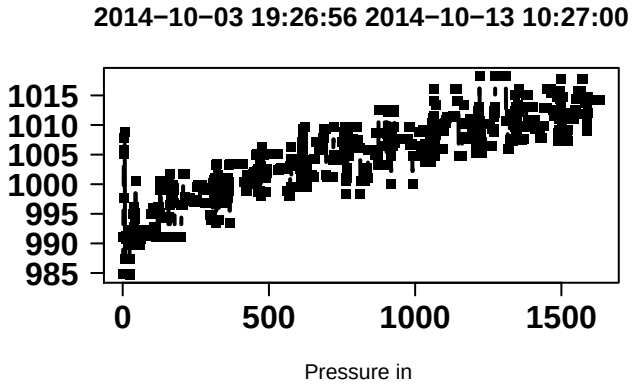
2014−10−03 19:26:56 2014−10−13 10:27:00
1015
1010
1005
1000
995
990
985
0
500
1000
1500
Pressure in

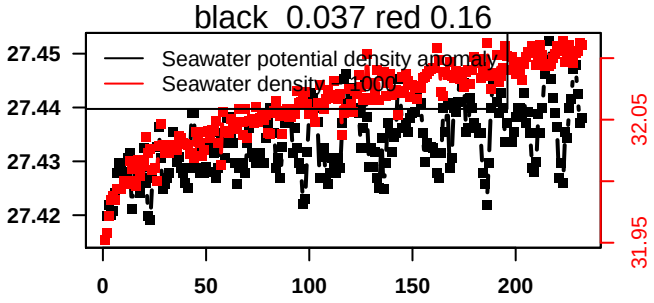
black 0.037 red 0.16
Seawater potential density anomaly
Seawater density −1000
27.45
27.44
27.43
27.42
32.05
31.95
0
50
100
150
200

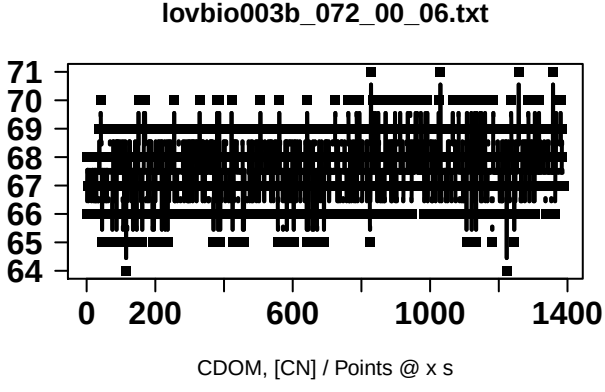
lovbio003b_072_00_06.txt
71
70
69
68
67
66
65
64
0
200
600
1000
1400
CDOM, [CN] / Points @ x s

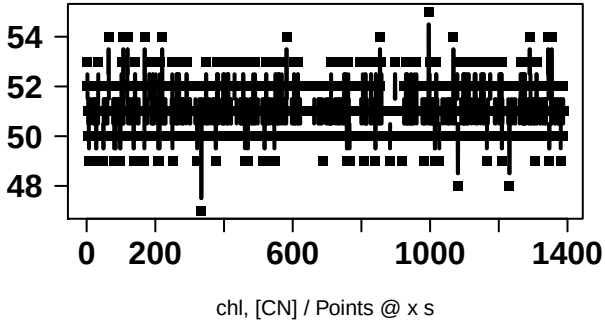
54
52
50
48
0
200
600
1000
1400
chl, [CN] / Points @ x s

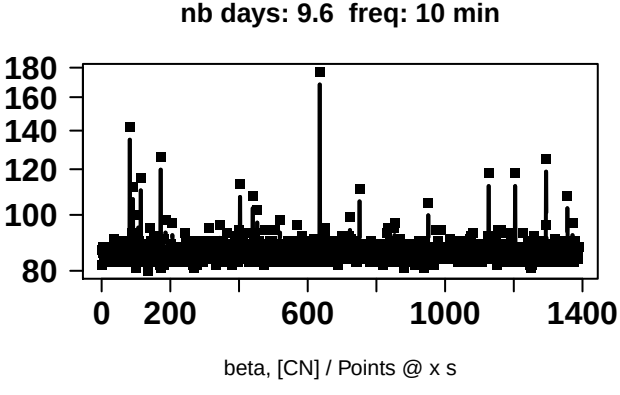
nb days: 9.6 freq: 10 min
180
160
140
120
100
80
0
200
600
1000
1400
beta, [CN] / Points @ x s

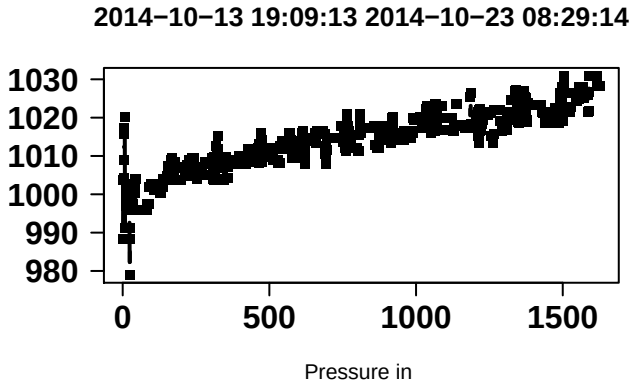
2014−10−13 19:09:13 2014−10−23 08:29:14
1030
1020
1010
1000
990
980
0
500
1000
1500
Pressure in

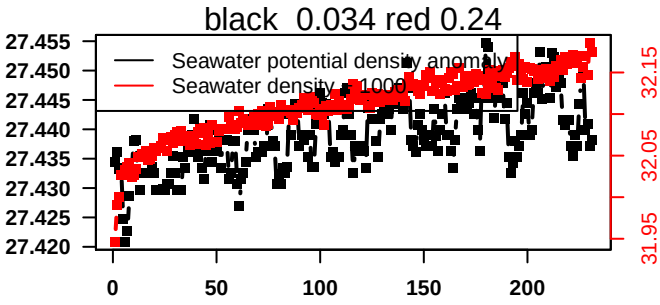
black 0.034 red 0.24
Seawater potential density anomaly
Seawater density - 1000
27.455
27.450
27.445
27.440
27.435
27.430
27.425
27.420
32.15
32.05
31.95
0
50
100
150
200

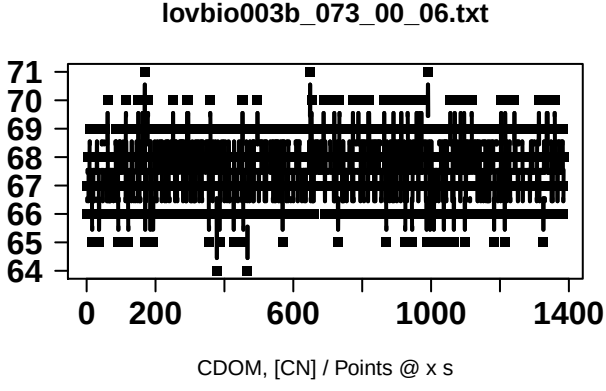
lovbio003b_073_00_06.txt
71
70
69
68
67
66
65
64
0
200
600
1000
1400
CDOM, [CN] / Points @ x s

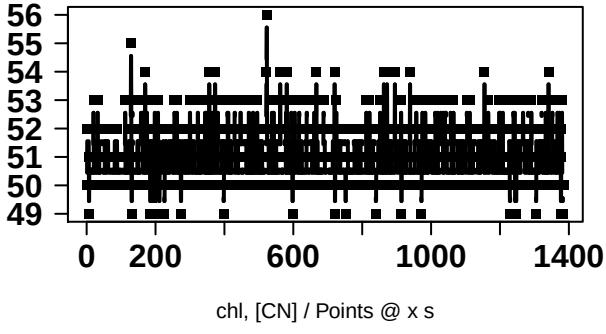
56
55
54
53
52
51
50
49
0
200
600
1000
1400
chl, [CN] / Points @ x s

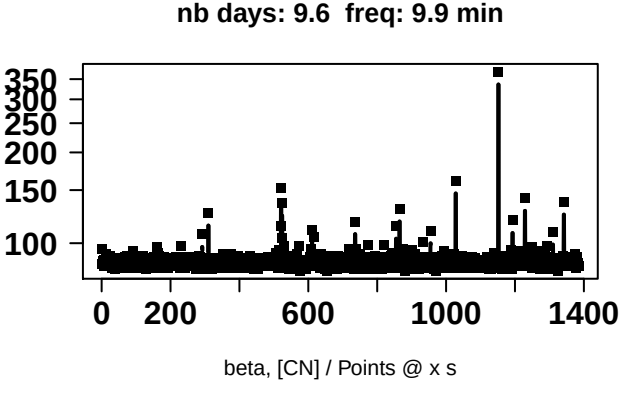
nb days: 9.6 freq: 9.9 min
350
300
250
200
150
100
0
200
600
1000
1400
beta, [CN] / Points @ x s

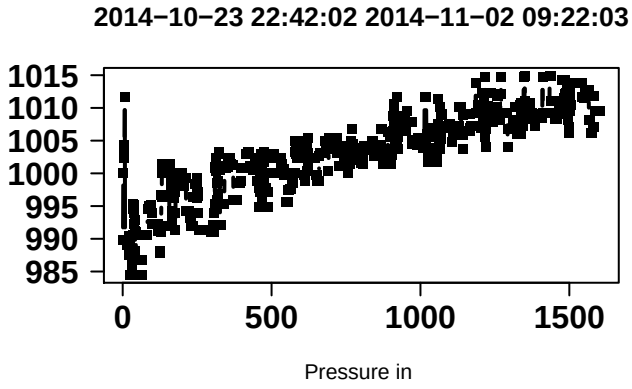
2014−10−23 22:42:02 2014−11−02 09:22:03
1015
1010
1005
1000
995
990
985
0
500
1000
1500
Pressure in

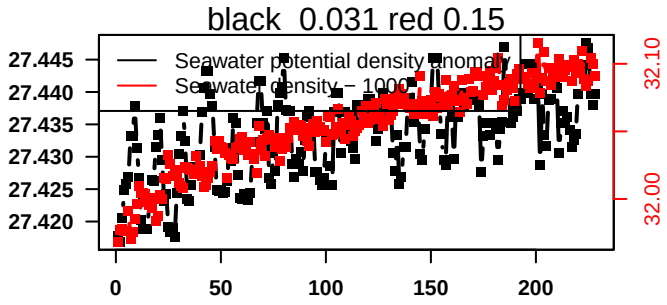
black 0.031 red 0.15
Seawater potential density anomaly
Seawater density − 1000
27.445
27.440
27.435
27.430
27.425
27.420
32.10
32.00
0
50
100
150
200

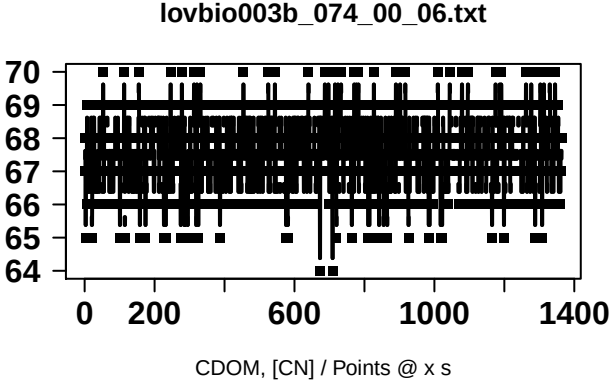
lovbio003b_074_00_06.txt
70
69
68
67
66
65
64
0
200
600
1000
1400
CDOM, [CN] / Points @ x s

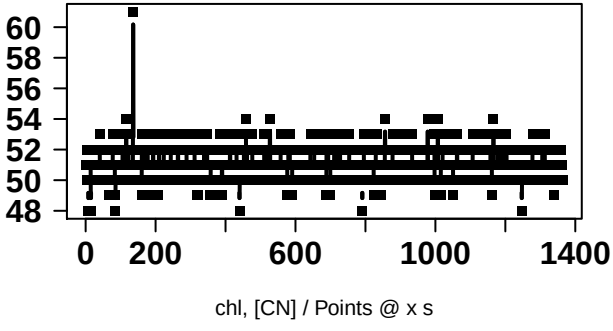
60
58
56
54
52
50
48
0
200
600
1000
1400
chl, [CN] / Points @ x s

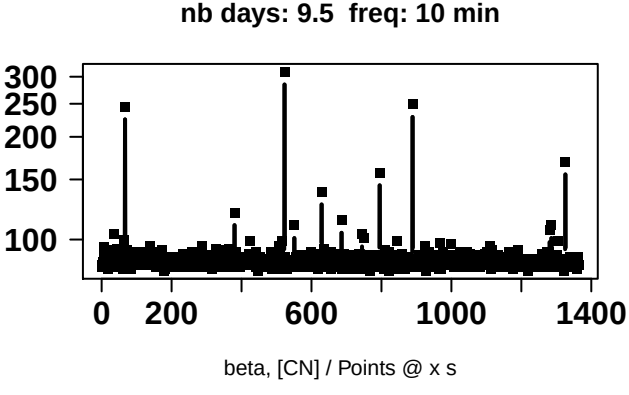
nb days: 9.5 freq: 10 min
300
250
200
150
100
0
200
600
1000
1400
beta, [CN] / Points @ x s

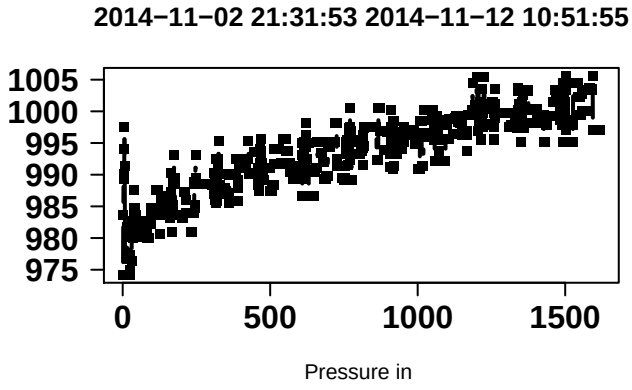
2014−11−02 21:31:53 2014−11−12 10:51:55
1005
1000
995
990
985
980
975
0
500
1000
1500
Pressure in

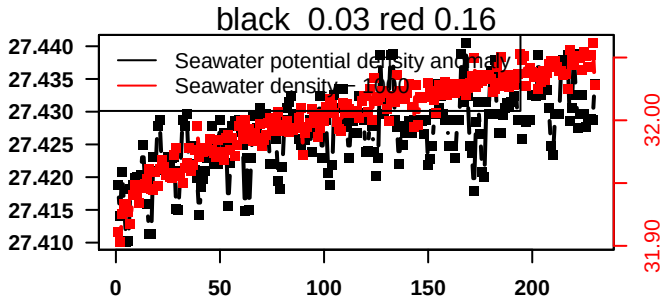
black 0.03 red 0.16
Seawater potential density anomaly
Seawater density
27.440
27.435
27.430
27.425
27.420
27.415
27.410
32.00
31.90
0
50
100
150
200

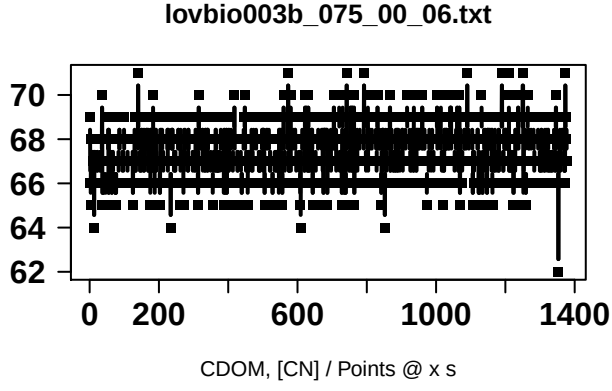
lovbio003b_075_00_06.txt
70
68
66
64
62
0
200
600
1000
1400
CDOM, [CN] / Points @ x s

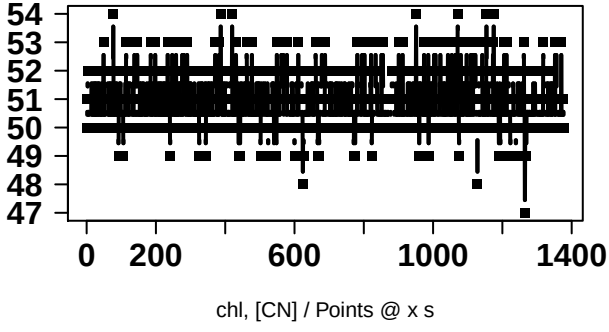
54
53
52
51
50
49
48
47
0
200
600
1000
1400
chl, [CN] / Points @ x s

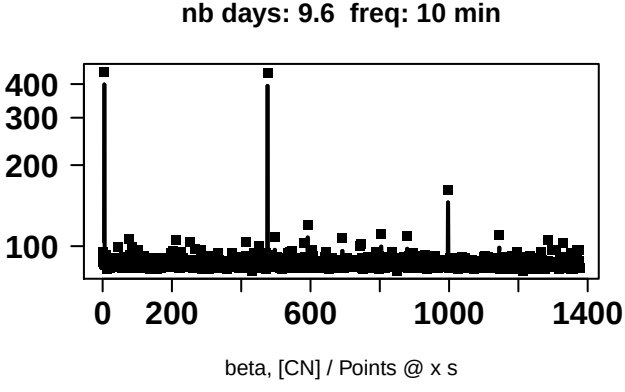
nb days: 9.6 freq: 10 min
400
300
200
100
0
200
600
1000
1400
beta, [CN] / Points @ x s

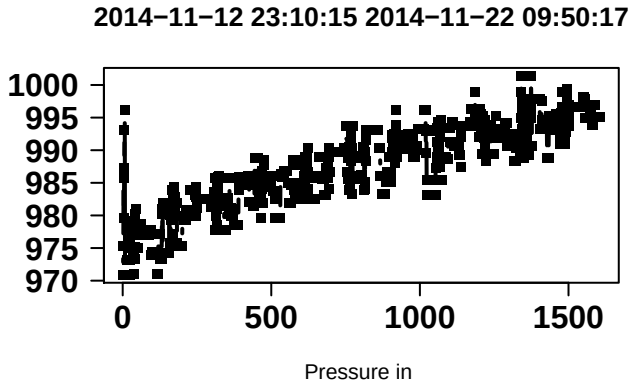
2014−11−12 23:10:15 2014−11−22 09:50:17
1000
995
990
985
980
975
970
0
500
1000
1500
Pressure in

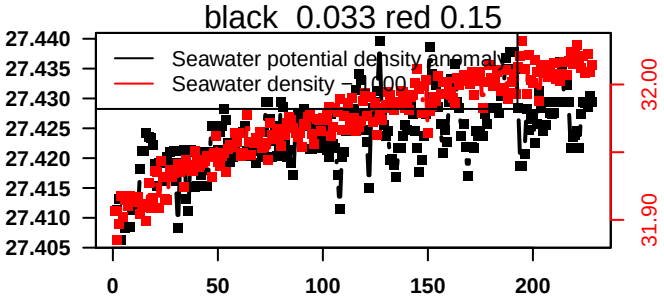
black 0.033 red 0.15
Seawater potential density anomaly
Seawater density − 1000
27.440
27.435
27.430
27.425
27.420
27.415
27.410
27.405
32.00
31.90
0
50
100
150
200

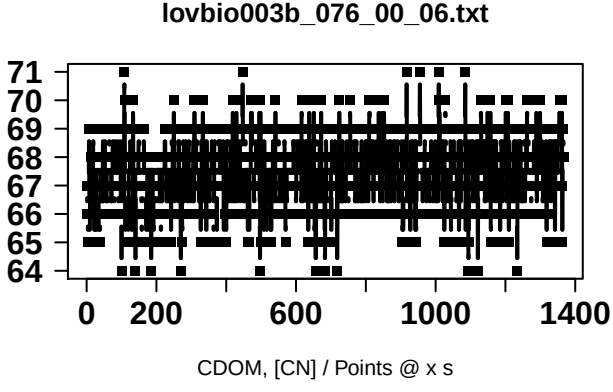
lovbio003b_076_00_06.txt
71
70
69
68
67
66
65
64
0
200
600
1000
1400
CDOM, [CN] / Points @ x s

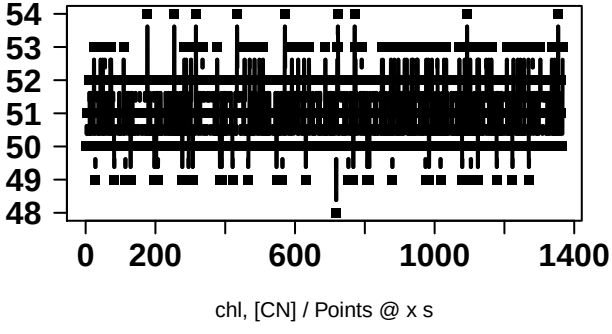
54
53
52
51
50
49
48
0
200
600
1000
1400
chl, [CN] / Points @ x s

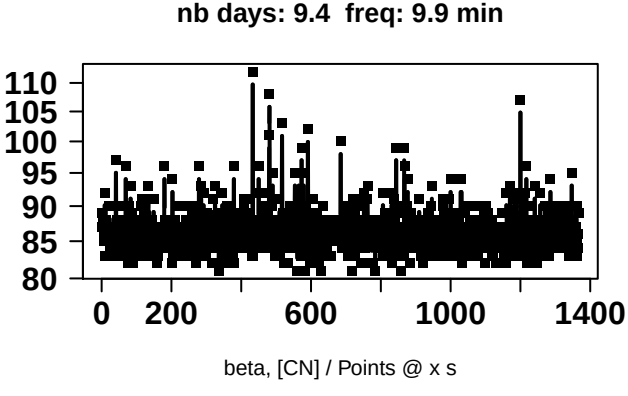
nb days: 9.4 freq: 9.9 min
110
105
100
95
90
85
80
0
200
600
1000
1400
beta, [CN] / Points @ x s

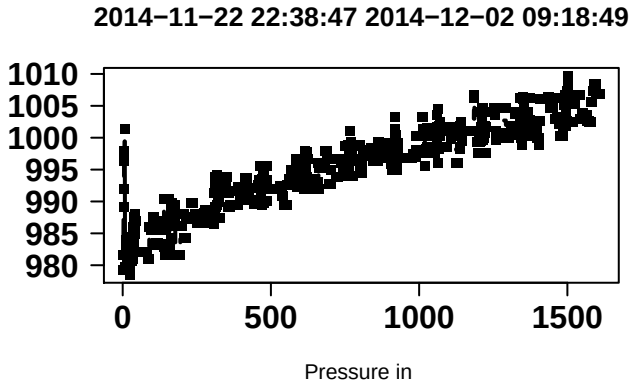
2014−11−22 22:38:47 2014−12−02 09:18:49
1010
1005
1000
995
990
985
980
0
500
1000
1500
Pressure in

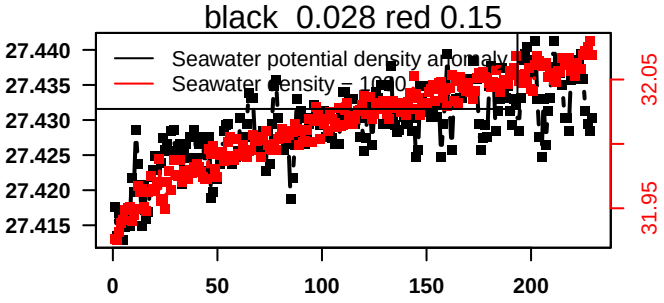
black 0.028 red 0.15
Seawater potential density anomaly
Seawater density − 1000
27.440
27.435
27.430
27.425
27.420
27.415
0
50
100
150
200
32.05
31.95

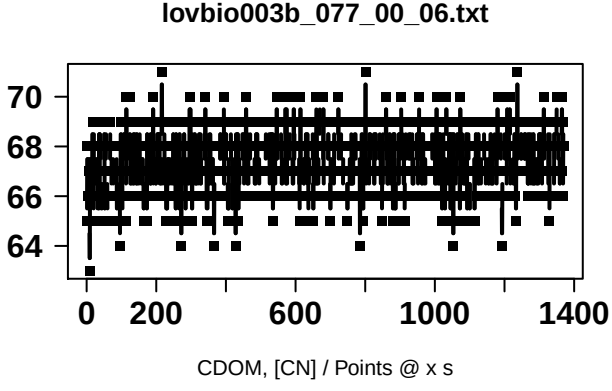
lovbio003b_077_00_06.txt
70
68
66
64
0
200
600
1000
1400
CDOM, [CN] / Points @ x s

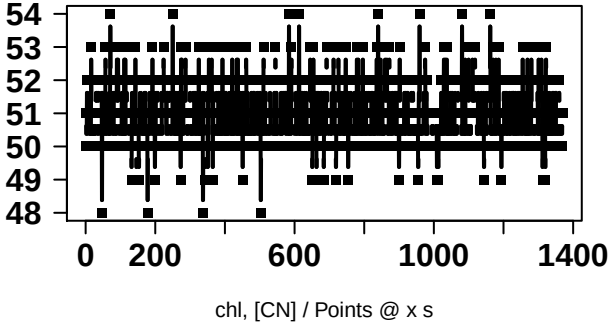
54
53
52
51
50
49
48
0
200
600
1000
1400
chl, [CN] / Points @ x s

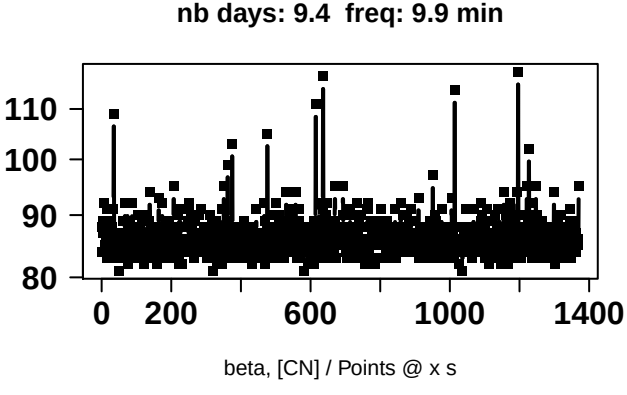
nb days: 9.4 freq: 9.9 min
110
100
90
80
0
200
600
1000
1400
beta, [CN] / Points @ x s

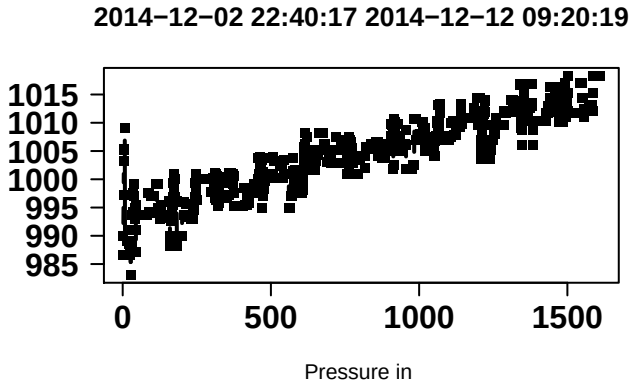
2014−12−02 22:40:17 2014−12−12 09:20:19
1015
1010
1005
1000
995
990
985
0
500
1000
1500
Pressure in

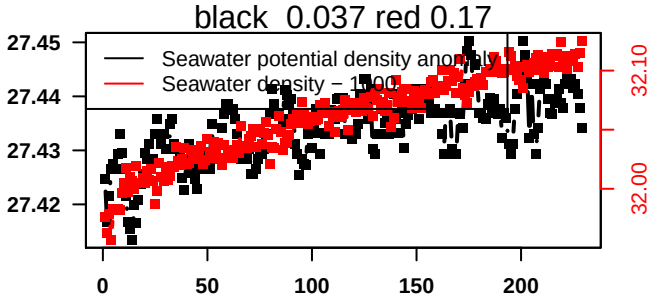
black 0.037 red 0.17
Seawater potential density anomaly
Seawater density − 1000
27.45
27.44
27.43
27.42
32.10
32.00
0
50
100
150
200

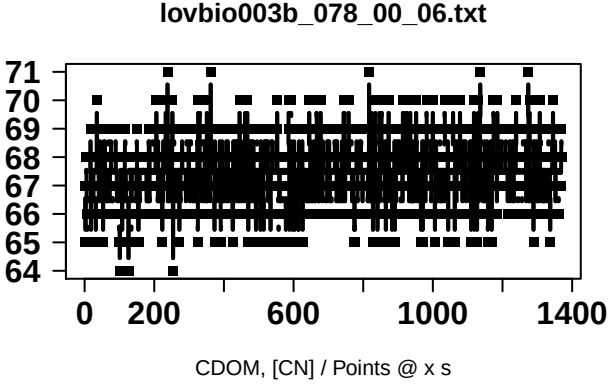
lovbio003b_078_00_06.txt
71
70
69
68
67
66
65
64
0
200
600
1000
1400
CDOM, [CN] / Points @ x s

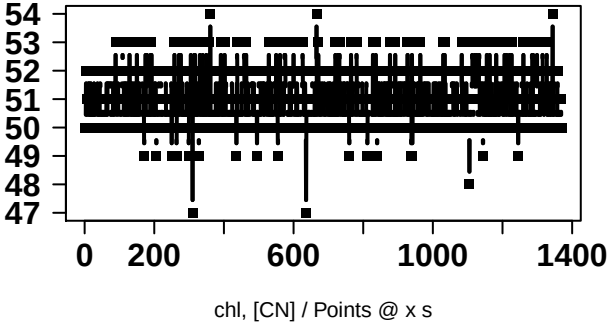
54
53
52
51
50
49
48
47
0
200
600
1000
1400
chl, [CN] / Points @ x s

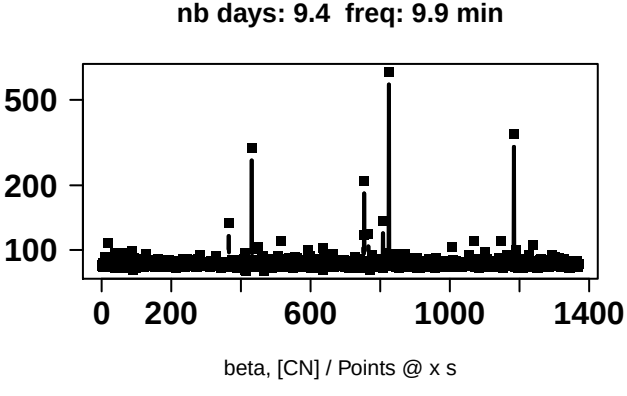
nb days: 9.4 freq: 9.9 min
500
200
100
0
200
600
1000
1400
beta, [CN] / Points @ x s

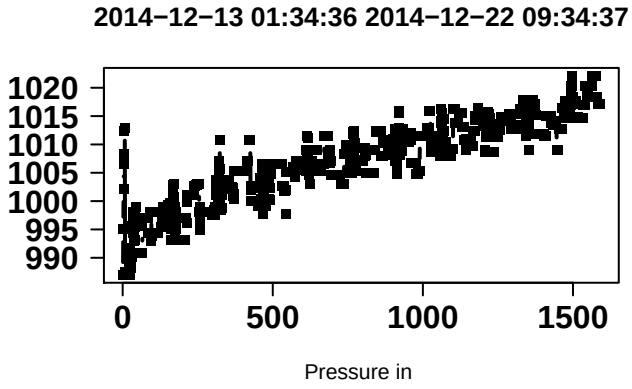
2014−12−13 01:34:36 2014−12−22 09:34:37
1020
1015
1010
1005
1000
995
990
0
500
1000
1500
Pressure in

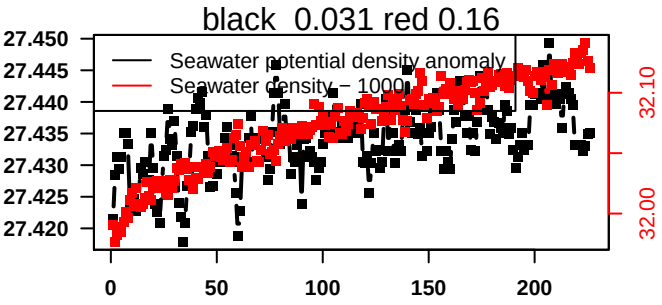
black 0.031 red 0.16
Seawater potential density anomaly
Seawater density − 1000
27.450
27.445
27.440
27.435
27.430
27.425
27.420
32.10
32.00
0
50
100
150
200

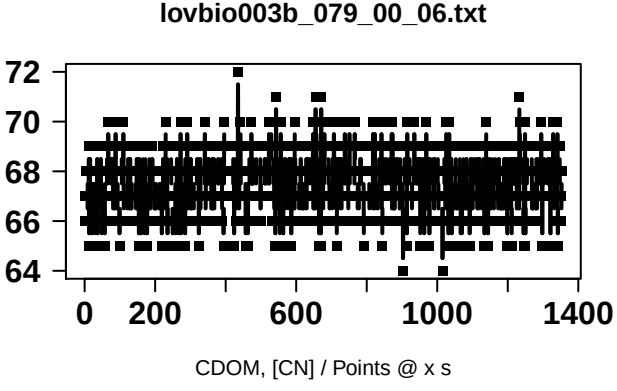
lovbio003b_079_00_06.txt
72
70
68
66
64
0
200
600
1000
1400
CDOM, [CN] / Points @ x s

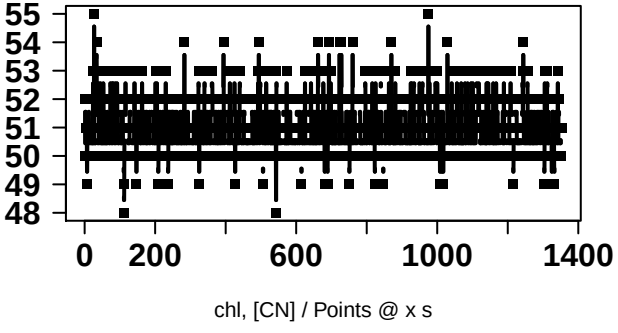
55
54
53
52
51
50
49
48
0
200
600
1000
1400
chl, [CN] / Points @ x s

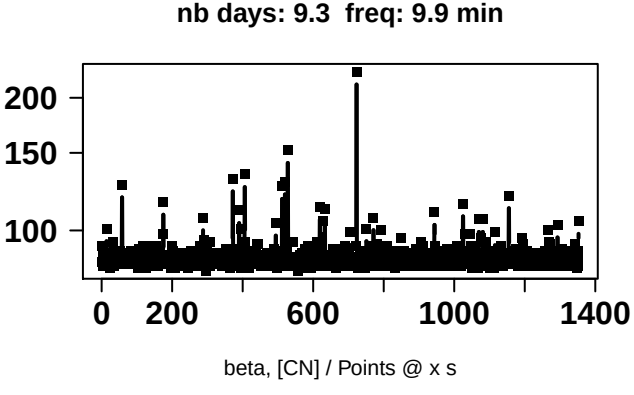
nb days: 9.3 freq: 9.9 min
200
150
100
0
200
600
1000
1400
beta, [CN] / Points @ x s

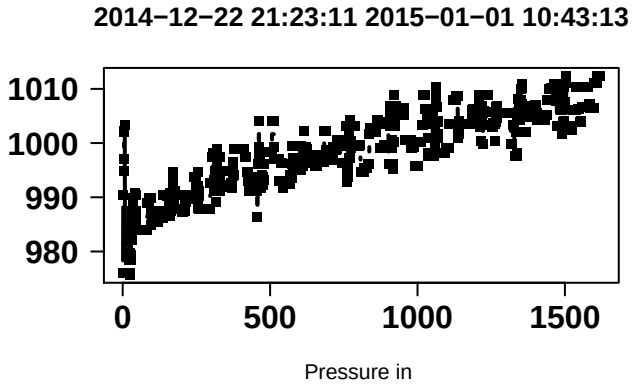
2014−12−22 21:23:11 2015−01−01 10:43:13
1010
1000
990
980
0
500
1000
1500
Pressure in

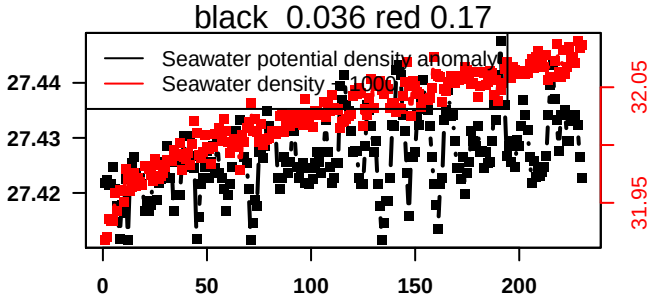
black 0.036 red 0.17
Seawater potential density anomaly
Seawater density - 1000
27.44
27.43
27.42
32.05
31.95
0
50
100
150
200

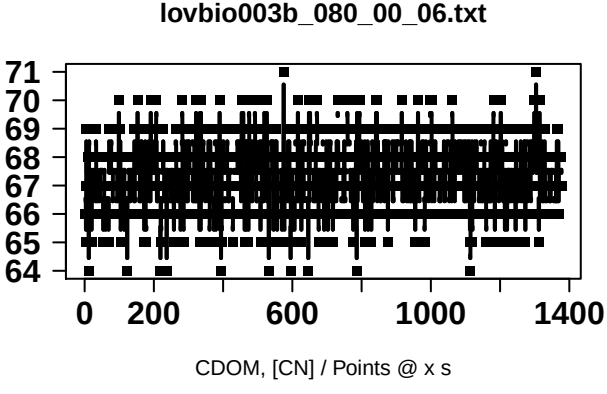
lovbio003b_080_00_06.txt
71
70
69
68
67
66
65
64
0
200
600
1000
1400
CDOM, [CN] / Points @ x s

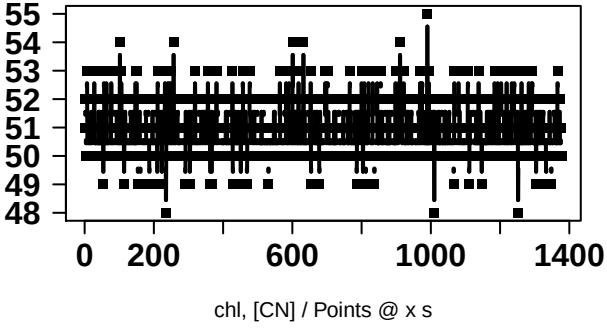
55
54
53
52
51
50
49
48
0
200
600
1000
1400
chl, [CN] / Points @ x s

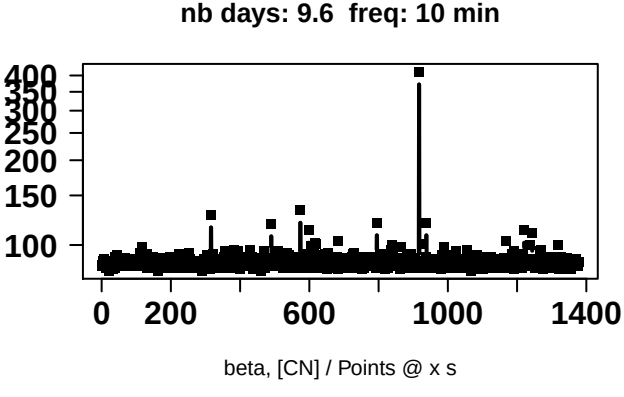
nb days: 9.6 freq: 10 min
400
350
300
250
200
150
100
0
200
600
1000
1400
beta, [CN] / Points @ x s

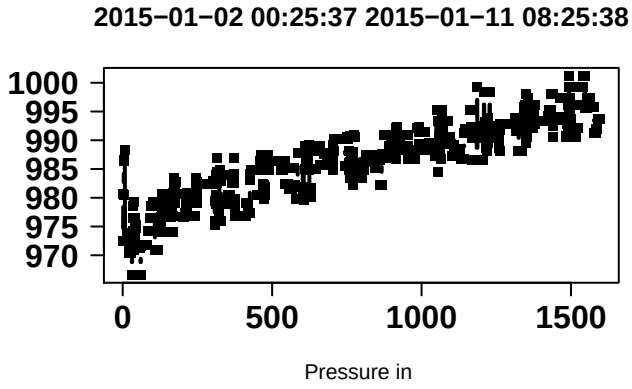
2015−01−02 00:25:37 2015−01−11 08:25:38
1000
995
990
985
980
975
970
0
500
1000
1500
Pressure in

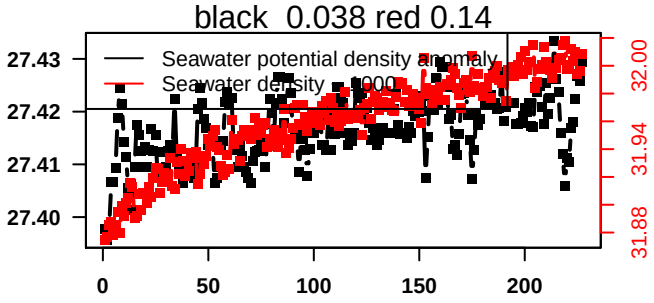
black 0.038 red 0.14
Seawater potential density anomaly
Seawater density - 1000
27.43
27.42
27.41
27.40
32.00
31.94
31.88
0
50
100
150
200

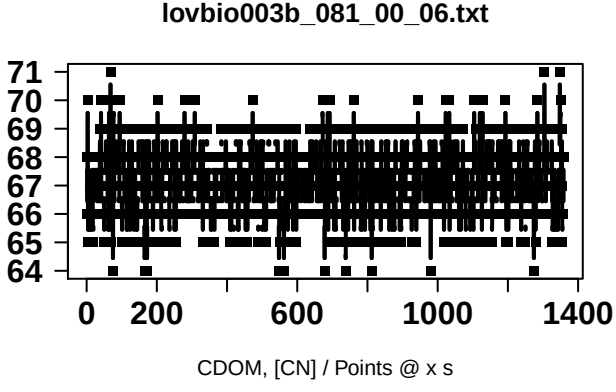
lovbio003b_081_00_06.txt
71
70
69
68
67
66
65
64
0
200
600
1000
1400
CDOM, [CN] / Points @ x s

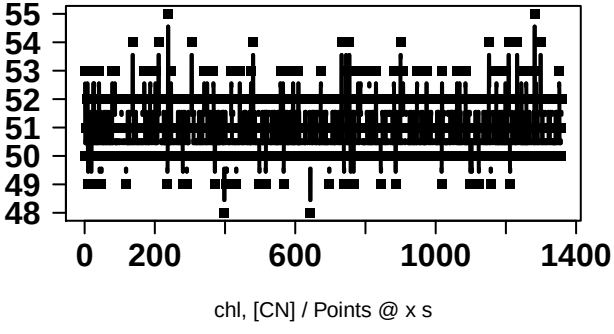
55
54
53
52
51
50
49
48
0
200
600
1000
1400
chl, [CN] / Points @ x s

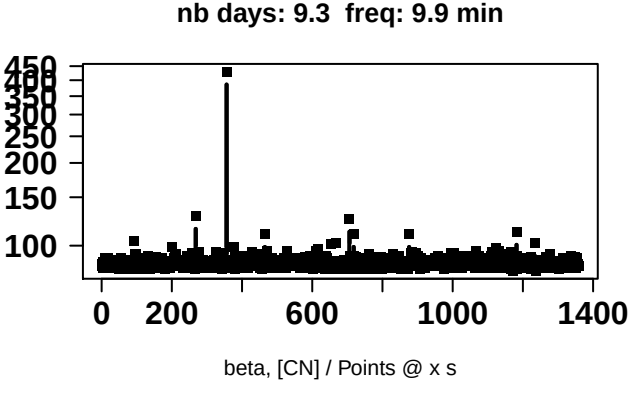
nb days: 9.3 freq: 9.9 min
450
400
350
300
250
200
150
100
0
200
600
1000
1400
beta, [CN] / Points @ x s

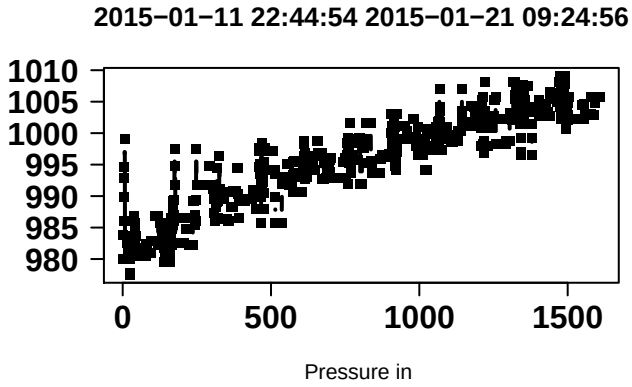
2015−01−11 22:44:54 2015−01−21 09:24:56
1010
1005
1000
995
990
985
980
0
500
1000
1500
Pressure in

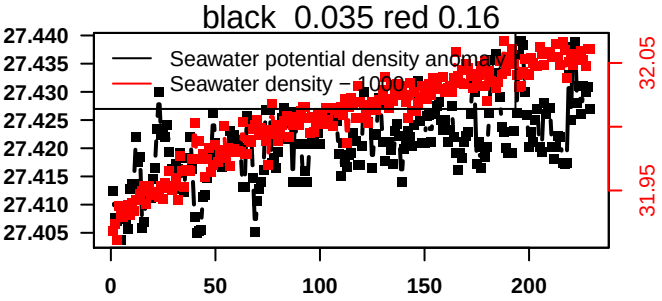
black 0.035 red 0.16
Seawater potential density anomaly
Seawater density − 1000
27.440
27.435
27.430
27.425
27.420
27.415
27.410
27.405
32.05
31.95
0
50
100
150
200

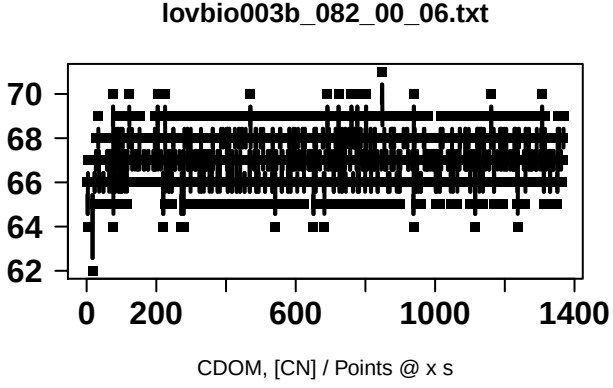
lovbio003b_082_00_06.txt
70
68
66
64
62
0
200
600
1000
1400
CDOM, [CN] / Points @ x s

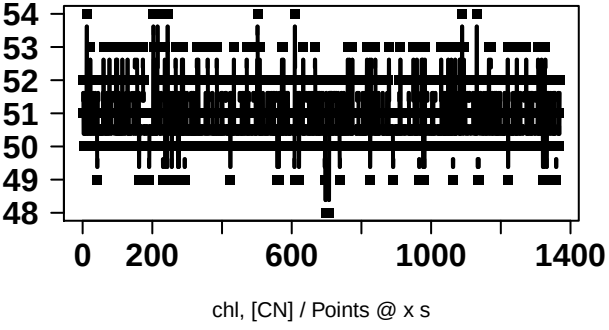
54
53
52
51
50
49
48
0
200
600
1000
1400
chl, [CN] / Points @ x s

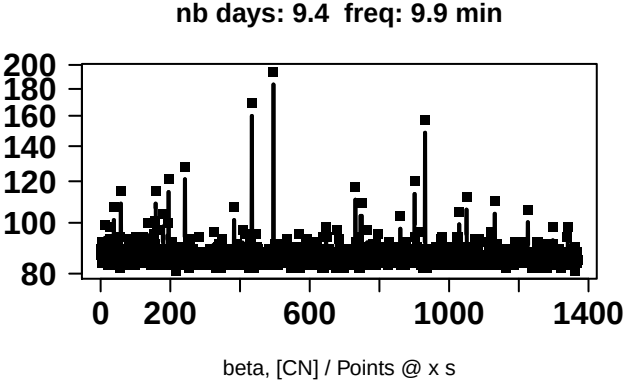
nb days: 9.4 freq: 9.9 min
200
180
160
140
120
100
80
0
200
600
1000
1400
beta, [CN] / Points @ x s

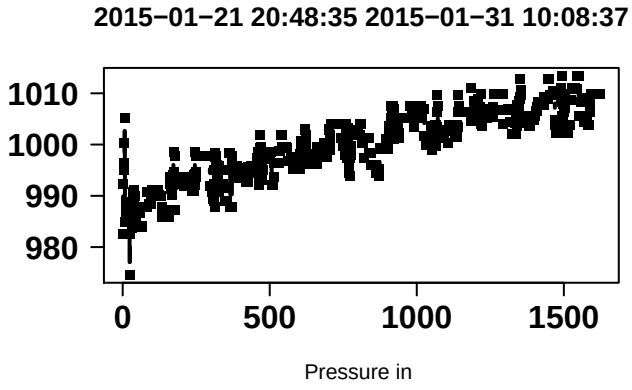
2015−01−21 20:48:35 2015−01−31 10:08:37
1010
1000
990
980
0
500
1000
1500
Pressure in

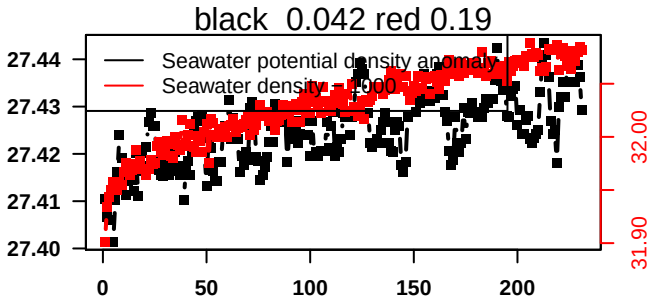
black 0.042 red 0.19
Seawater potential density anomaly
Seawater density - 1000
27.44
27.43
27.42
27.41
27.40
32.00
31.90
0
50
100
150
200

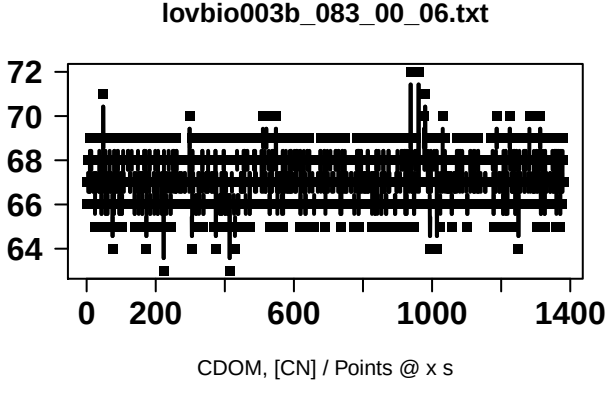
lovbio003b_083_00_06.txt
72
70
68
66
64
0
200
600
1000
1400
CDOM, [CN] / Points @ x s

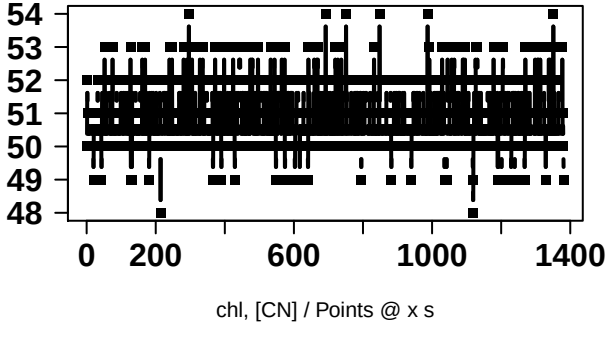
54
53
52
51
50
49
48
0
200
600
1000
1400
chl, [CN] / Points @ x s

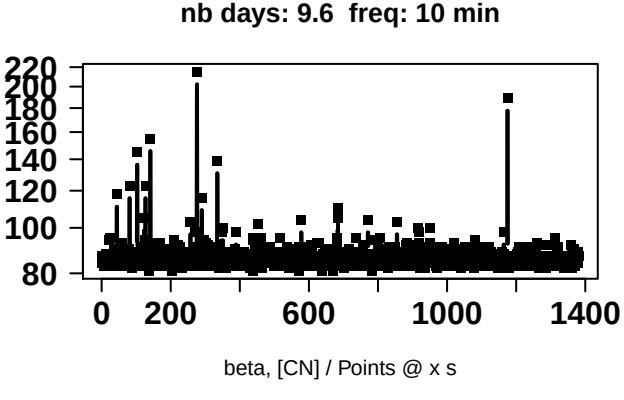
nb days: 9.6 freq: 10 min
220
200
180
160
140
120
100
80
0
200
600
1000
1400
beta, [CN] / Points @ x s

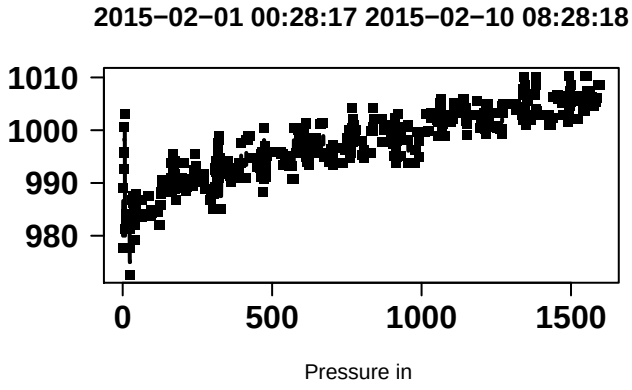
2015−02−01 00:28:17 2015−02−10 08:28:18
1010
1000
990
980
0
500
1000
1500
Pressure in

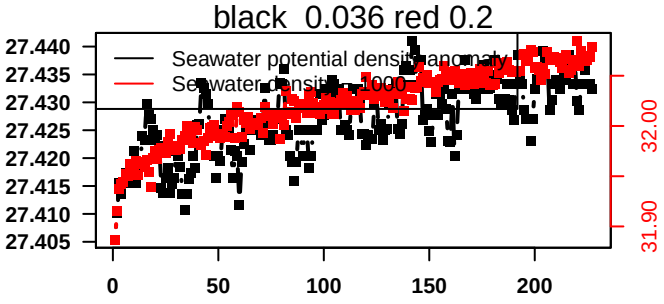
black 0.036 red 0.2
Seawater potential density anomaly
Seawater density - 1000
27.440
27.435
27.430
27.425
27.420
27.415
27.410
27.405
32.00
31.90
0
50
100
150
200

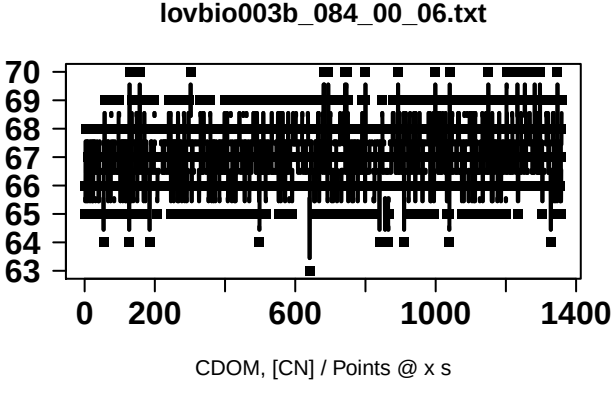
lovbio003b_084_00_06.txt
70
69
68
67
66
65
64
63
0
200
600
1000
1400
CDOM, [CN] / Points @ x s

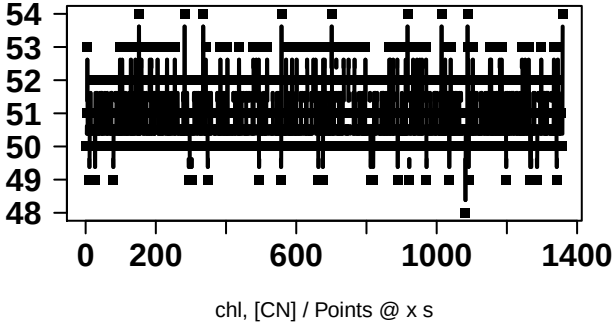
54
53
52
51
50
49
48
0
200
600
1000
1400
chl, [CN] / Points @ x s

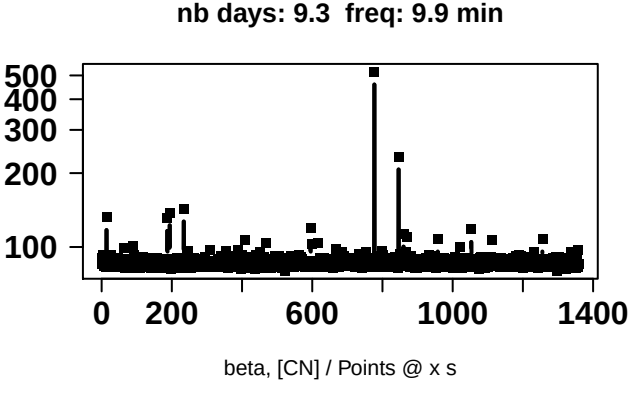
nb days: 9.3 freq: 9.9 min
500
400
300
200
100
0
200
600
1000
1400
beta, [CN] / Points @ x s

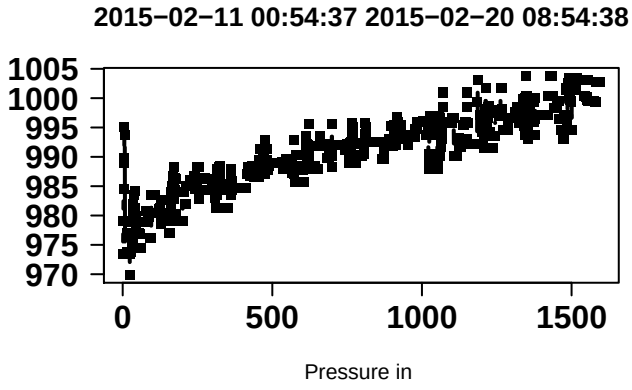
2015−02−11 00:54:37 2015−02−20 08:54:38
1005
1000
995
990
985
980
975
970
0
500
1000
1500
Pressure in

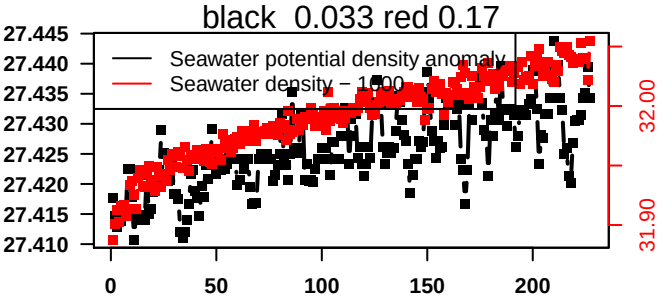
black 0.033 red 0.17
Seawater potential density anomaly
Seawater density − 1000
27.445
27.440
27.435
27.430
27.425
27.420
27.415
27.410
32.00
31.90
0
50
100
150
200

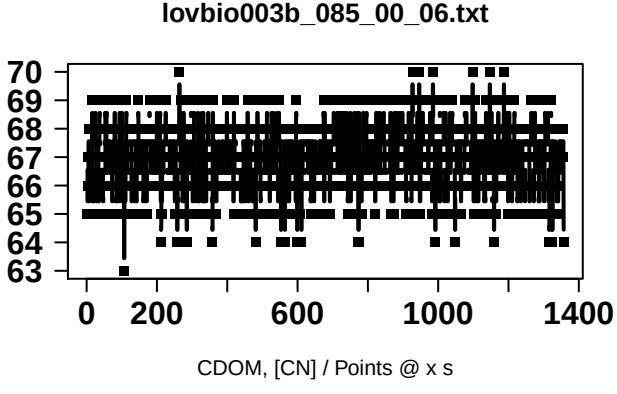
lovbio003b_085_00_06.txt
70
69
68
67
66
65
64
63
0
200
600
1000
1400
CDOM, [CN] / Points @ x s

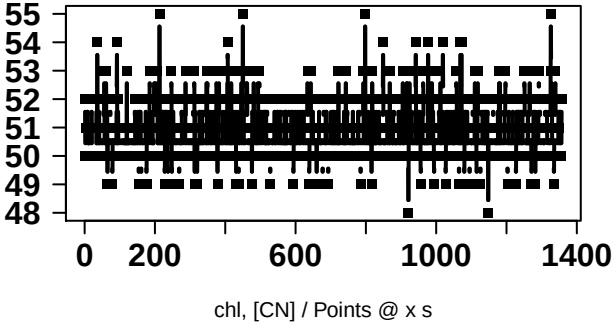
55
54
53
52
51
50
49
48
0
200
600
1000
1400
chl, [CN] / Points @ x s

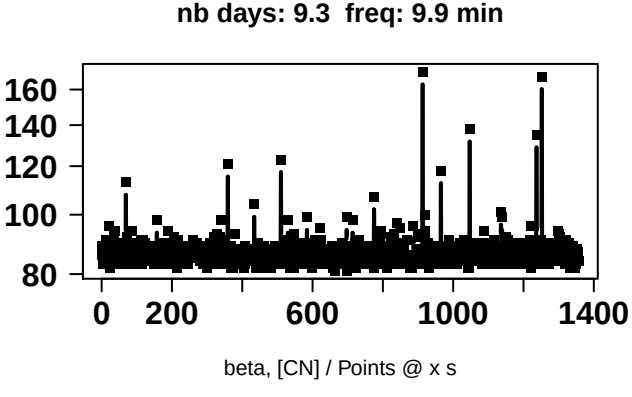
nb days: 9.3 freq: 9.9 min
160
140
120
100
80
0
200
600
1000
1400
beta, [CN] / Points @ x s

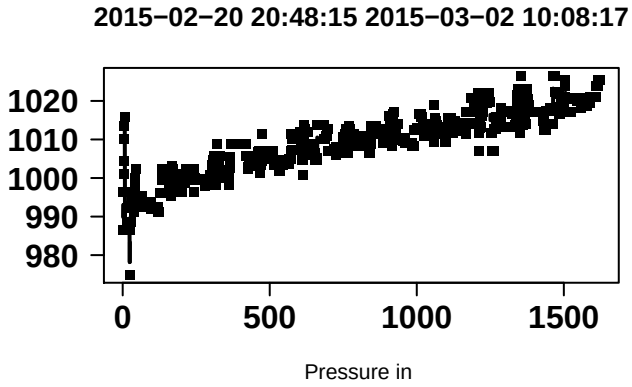
2015−02−20 20:48:15 2015−03−02 10:08:17
1020
1010
1000
990
980
0
500
1000
1500
Pressure in

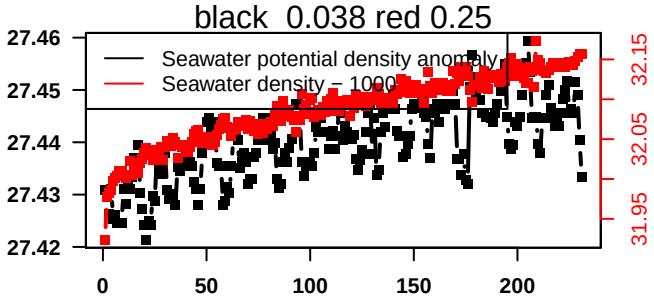
black 0.038 red 0.25
Seawater potential density anomaly
Seawater density − 1000
27.46
27.45
27.44
27.43
27.42
32.15
32.05
31.95
0
50
100
150
200

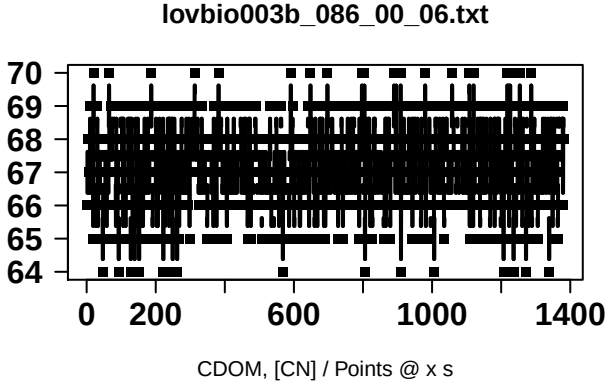
lovbio003b_086_00_06.txt
70
69
68
67
66
65
64
0
200
600
1000
1400
CDOM, [CN] / Points @ x s

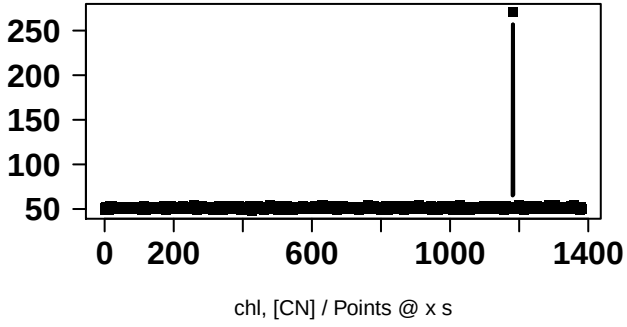
250
200
150
100
50
0
200
600
1000
1400
chl, [CN] / Points @ x s

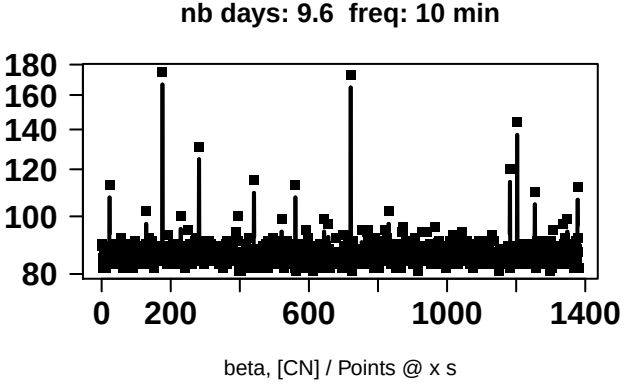
nb days: 9.6 freq: 10 min
180
160
140
120
100
80
0
200
600
1000
1400
beta, [CN] / Points @ x s

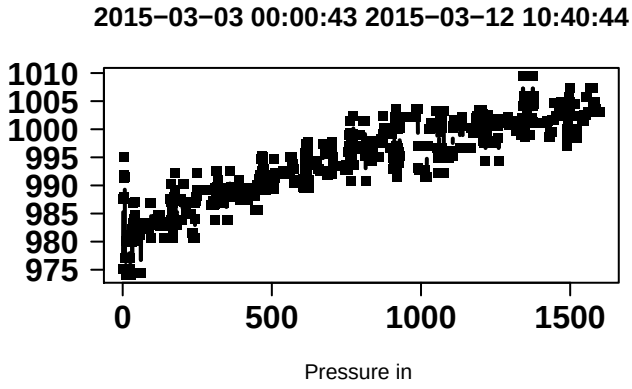
2015−03−03 00:00:43 2015−03−12 10:40:44
1010
1005
1000
995
990
985
980
975
0
500
1000
1500
Pressure in

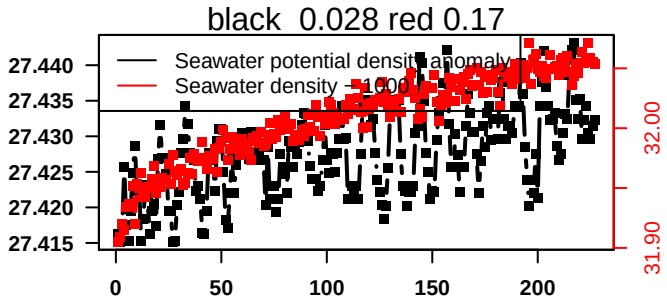
black 0.028 red 0.17
Seawater potential density anomaly
Seawater density − 1000
27.440
27.435
27.430
27.425
27.420
27.415
32.00
31.90
0
50
100
150
200

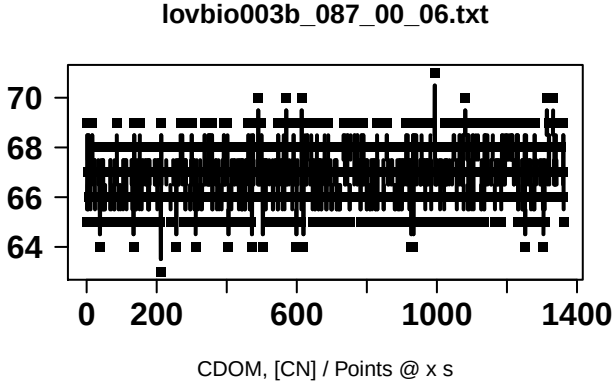
lovbio003b_087_00_06.txt
70
68
66
64
0
200
600
1000
1400
CDOM, [CN] / Points @ x s

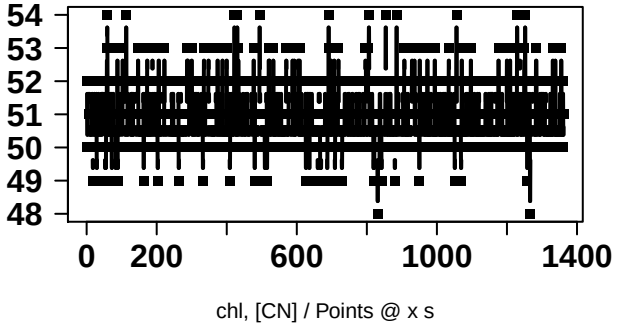
54
53
52
51
50
49
48
0
200
600
1000
1400
chl, [CN] / Points @ x s

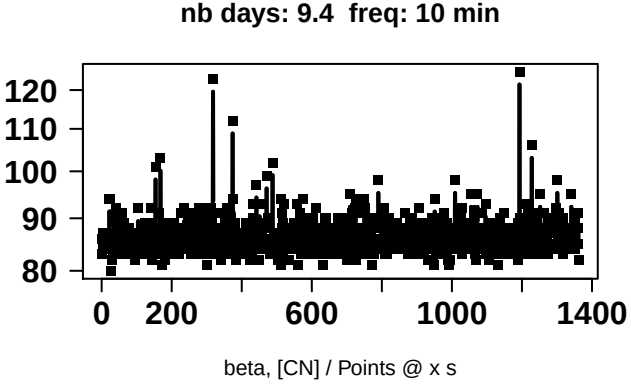
nb days: 9.4 freq: 10 min
120
110
100
90
80
0
200
600
1000
1400
beta, [CN] / Points @ x s

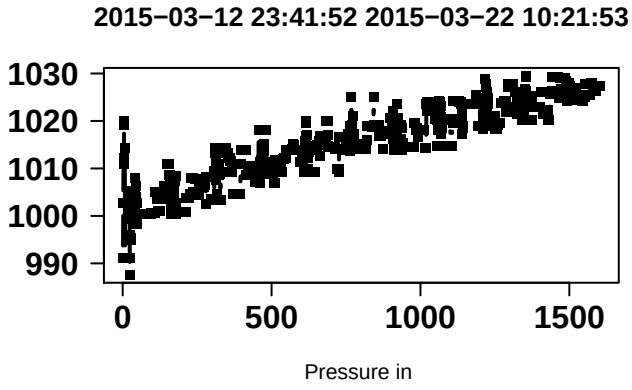
2015−03−12 23:41:52 2015−03−22 10:21:53
1030
1020
1010
1000
990
0
500
1000
1500
Pressure in

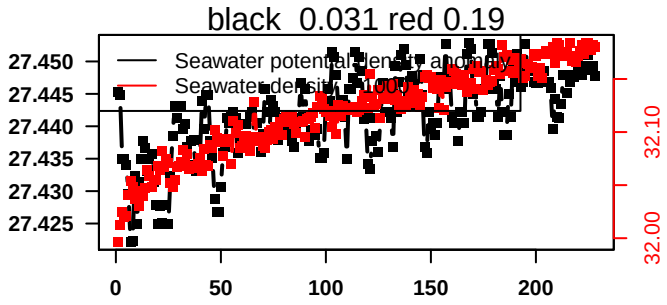
black 0.031 red 0.19
Seawater potential density anomaly
Seawater density (+1000)
27.450
27.445
27.440
27.435
27.430
27.425
32.10
32.00
0
50
100
150
200

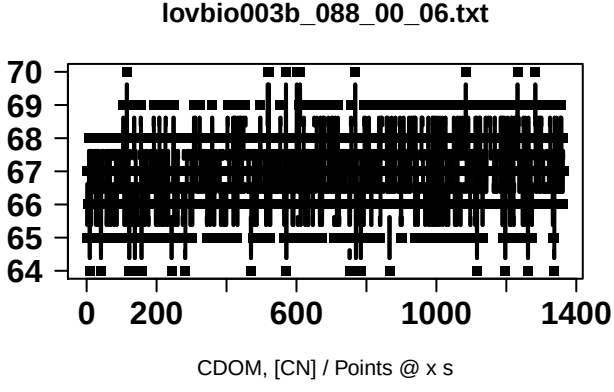
lovbio003b_088_00_06.txt
70
69
68
67
66
65
64
0
200
600
1000
1400
CDOM, [CN] / Points @ x s

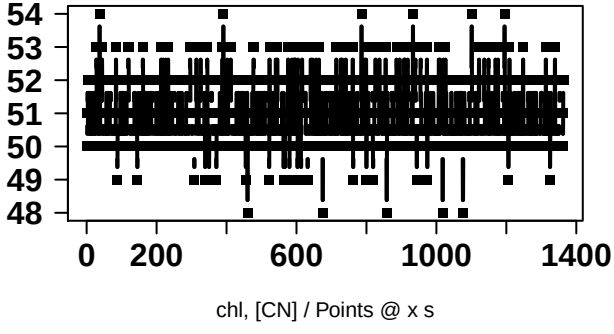
54
53
52
51
50
49
48
0
200
600
1000
1400
chl, [CN] / Points @ x s

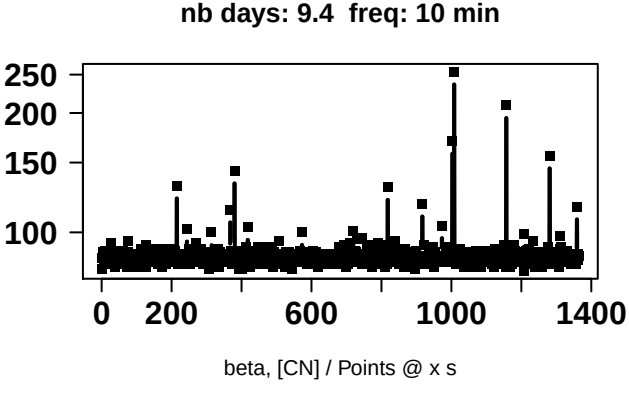
nb days: 9.4 freq: 10 min
250
200
150
100
0
200
600
1000
1400
beta, [CN] / Points @ x s

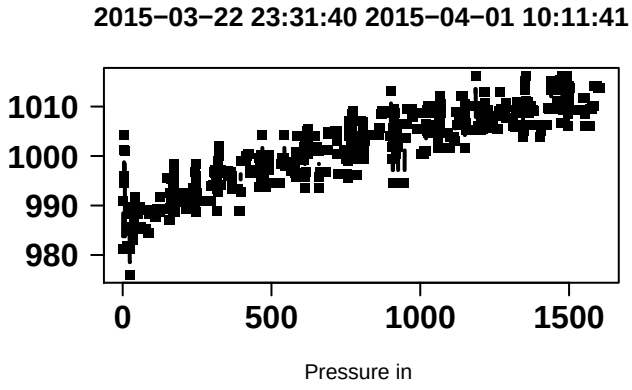
2015−03−22 23:31:40 2015−04−01 10:11:41
1010
1000
990
980
0
500
1000
1500
Pressure in

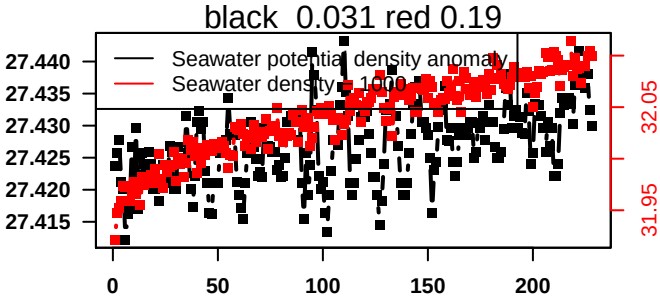
black 0.031 red 0.19
Seawater potential density anomaly
Seawater density - 1000
27.440
27.435
27.430
27.425
27.420
27.415
32.05
31.95
0
50
100
150
200

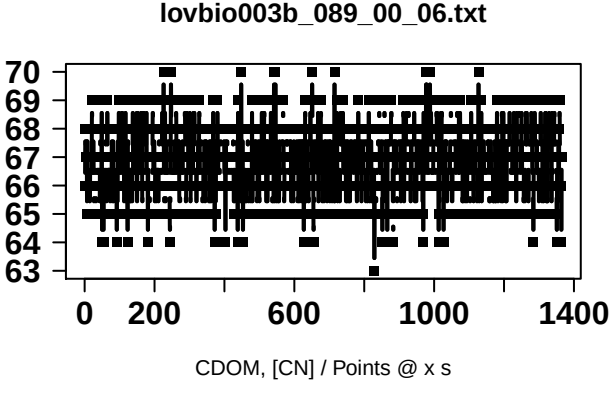
lovbio003b_089_00_06.txt
70
69
68
67
66
65
64
63
0
200
600
1000
1400
CDOM, [CN] / Points @ x s

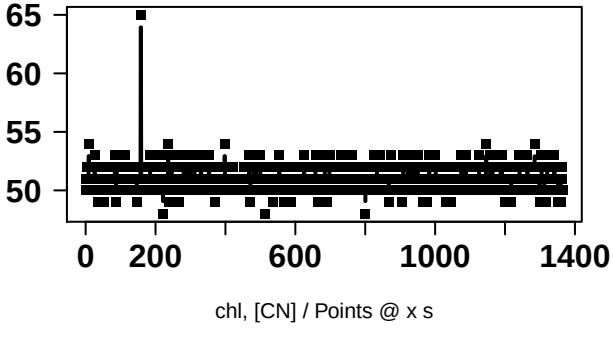
65
60
55
50
0
200
600
1000
1400
chl, [CN] / Points @ x s

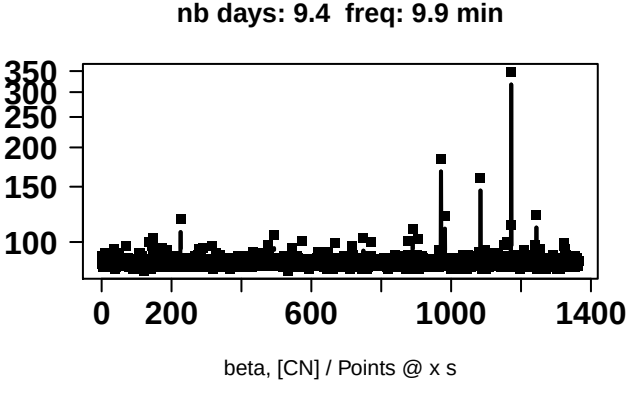
nb days: 9.4 freq: 9.9 min
350
300
250
200
150
100
0
200
600
1000
1400
beta, [CN] / Points @ x s

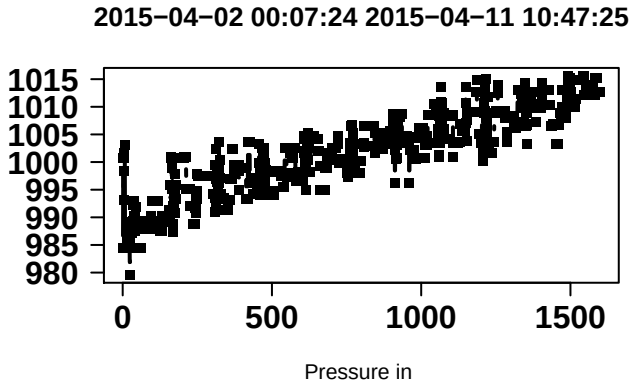
2015−04−02 00:07:24 2015−04−11 10:47:25
1015
1010
1005
1000
995
990
985
980
0
500
1000
1500
Pressure in

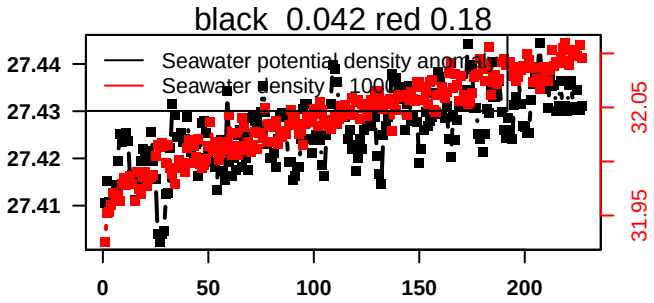
black 0.042 red 0.18
Seawater potential density anomaly
Seawater density - 1000
27.44
27.43
27.42
27.41
32.05
31.95
0
50
100
150
200

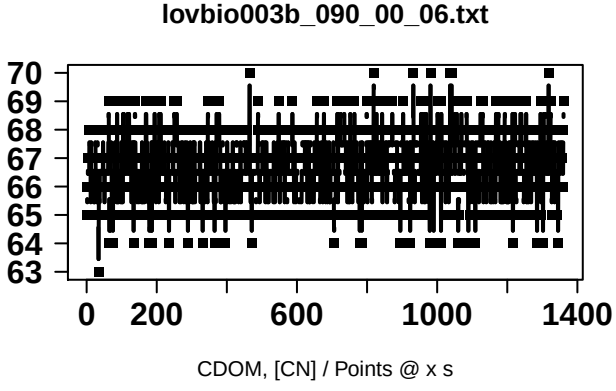
lovbio003b_090_00_06.txt
70
69
68
67
66
65
64
63
0
200
600
1000
1400
CDOM, [CN] / Points @ x s

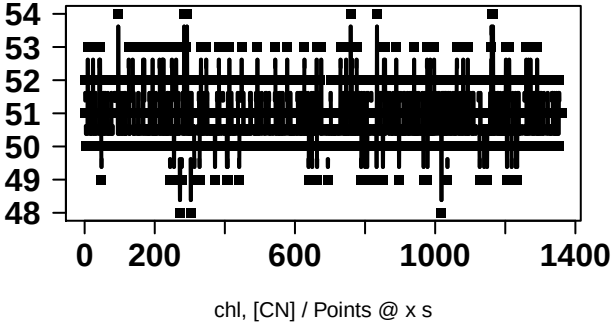
54
53
52
51
50
49
48
0
200
600
1000
1400
chl, [CN] / Points @ x s

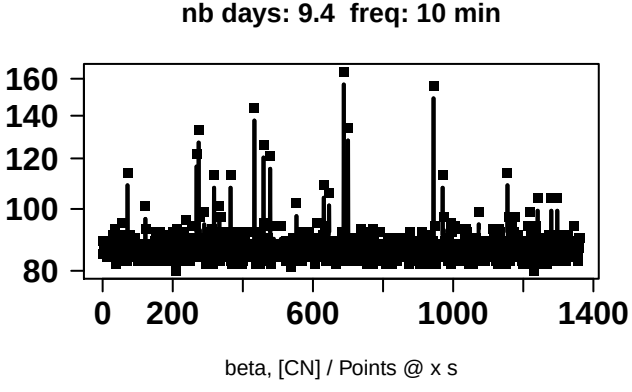
nb days: 9.4 freq: 10 min
160
140
120
100
80
0
200
600
1000
1400
beta, [CN] / Points @ x s

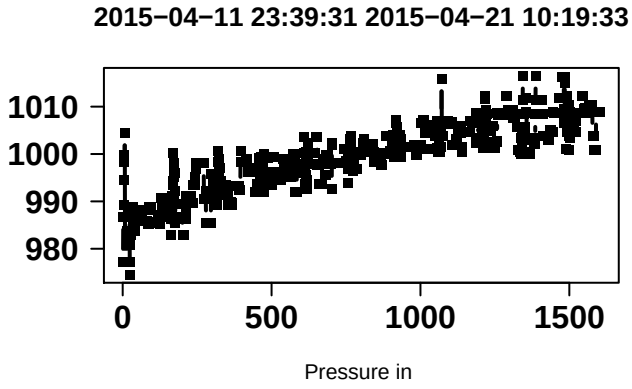
2015−04−11 23:39:31 2015−04−21 10:19:33
1010
1000
990
980
0
500
1000
1500
Pressure in

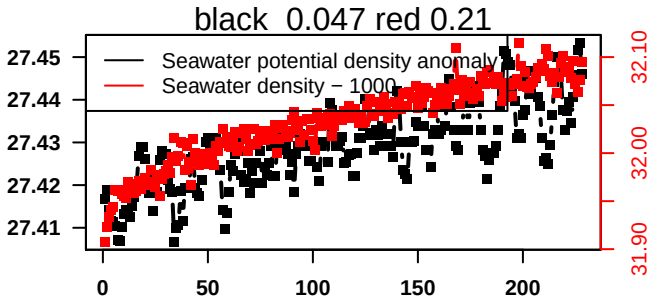
black 0.047 red 0.21
Seawater potential density anomaly
Seawater density − 1000
27.45
27.44
27.43
27.42
27.41
32.10
32.00
31.90
0
50
100
150
200

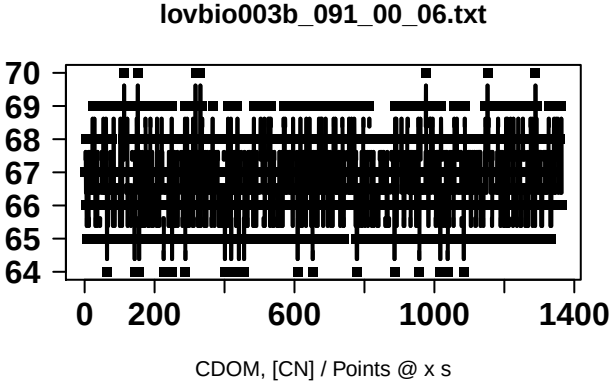
lovbio003b_091_00_06.txt
70
69
68
67
66
65
64
0
200
600
1000
1400
CDOM, [CN] / Points @ x s

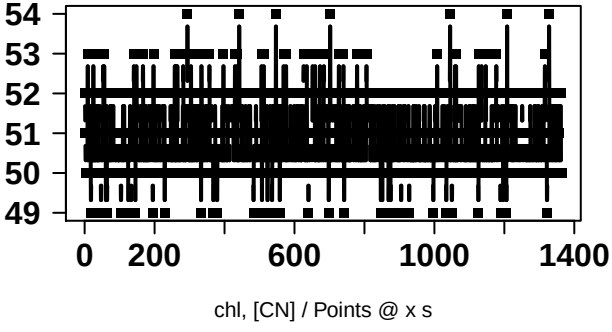
54
53
52
51
50
49
0
200
600
1000
1400
chl, [CN] / Points @ x s

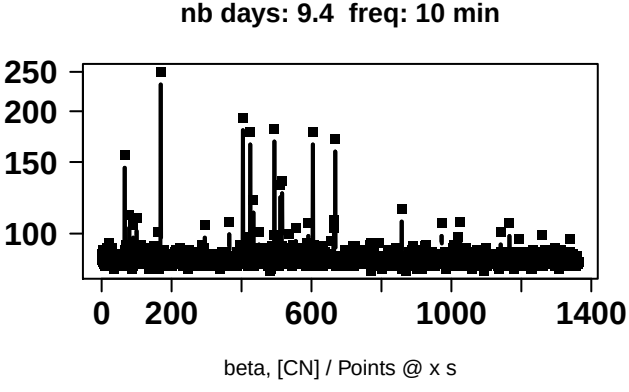
nb days: 9.4 freq: 10 min
250
200
150
100
0
200
600
1000
1400
beta, [CN] / Points @ x s

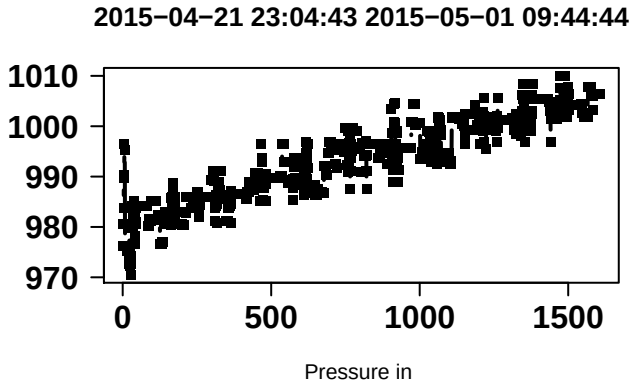
2015−04−21 23:04:43 2015−05−01 09:44:44
1010
1000
990
980
970
0
500
1000
1500
Pressure in

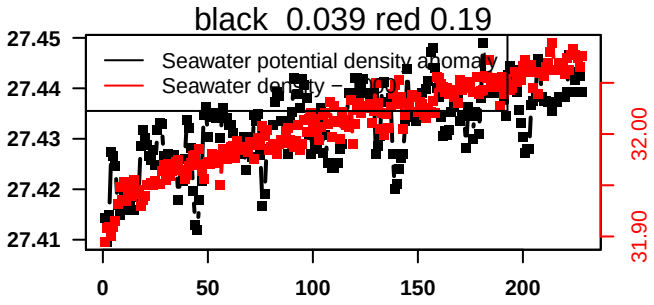
black 0.039 red 0.19
Seawater potential density anomaly
Seawater density
27.45
27.44
27.43
27.42
27.41
32.00
31.90
0
50
100
150
200

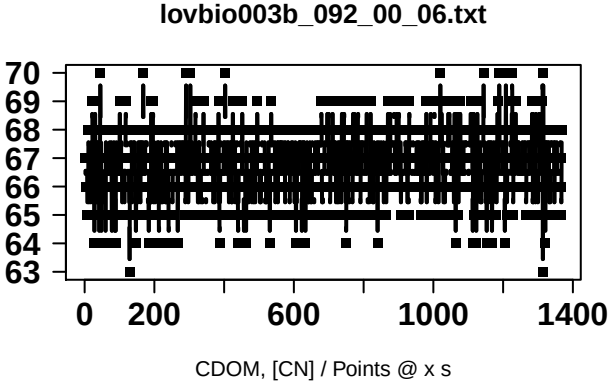
lovbio003b_092_00_06.txt
70
69
68
67
66
65
64
63
0
200
600
1000
1400
CDOM, [CN] / Points @ x s

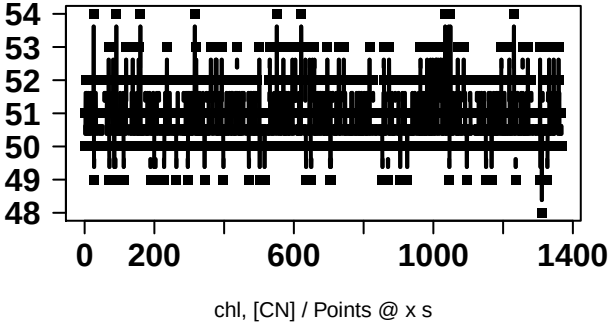
54
53
52
51
50
49
48
0
200
600
1000
1400
chl, [CN] / Points @ x s

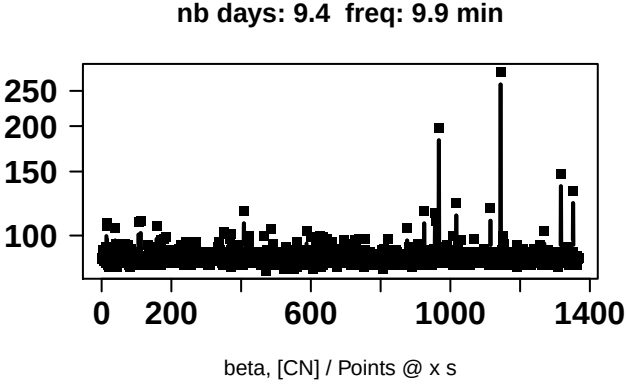
nb days: 9.4 freq: 9.9 min
250
200
150
100
0
200
600
1000
1400
beta, [CN] / Points @ x s

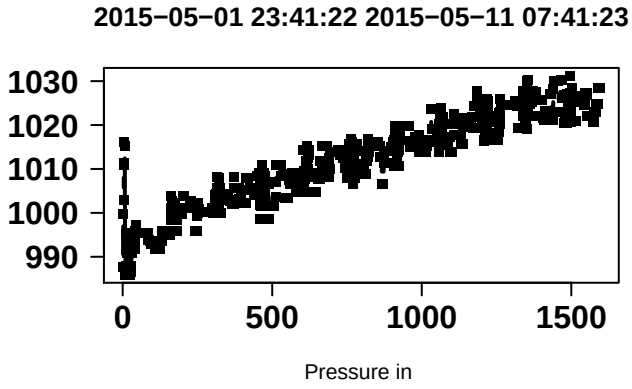
2015−05−01 23:41:22 2015−05−11 07:41:23
1030
1020
1010
1000
990
0
500
1000
1500
Pressure in

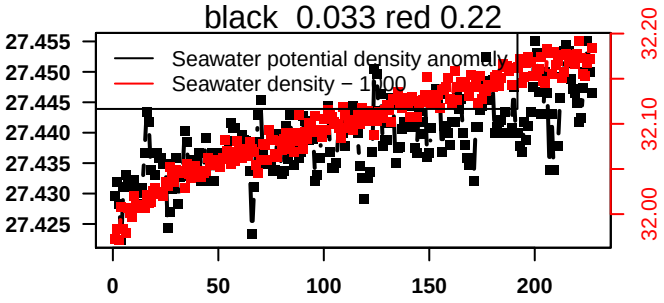
black 0.033 red 0.22
Seawater potential density anomaly
Seawater density − 1000
27.455
27.450
27.445
27.440
27.435
27.430
27.425
32.20
32.10
32.00
0
50
100
150
200

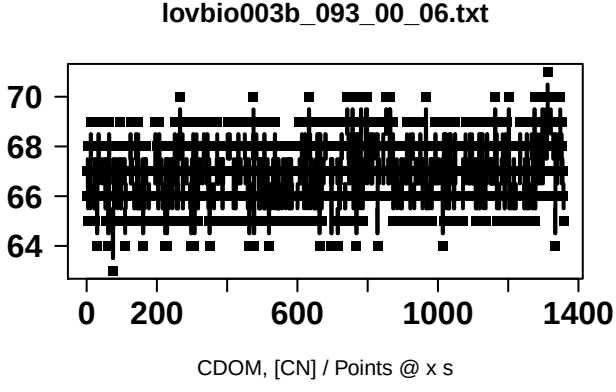
lovbio003b_093_00_06.txt
70
68
66
64
0
200
600
1000
1400
CDOM, [CN] / Points @ x s

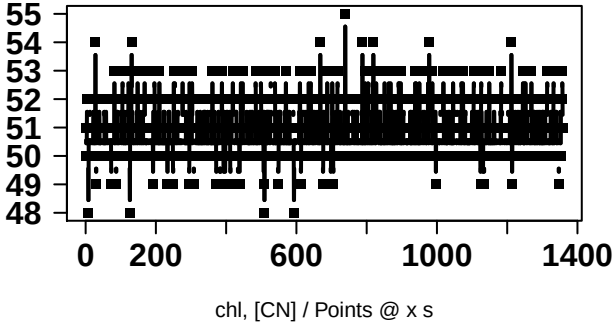
55
54
53
52
51
50
49
48
0
200
600
1000
1400
chl, [CN] / Points @ x s

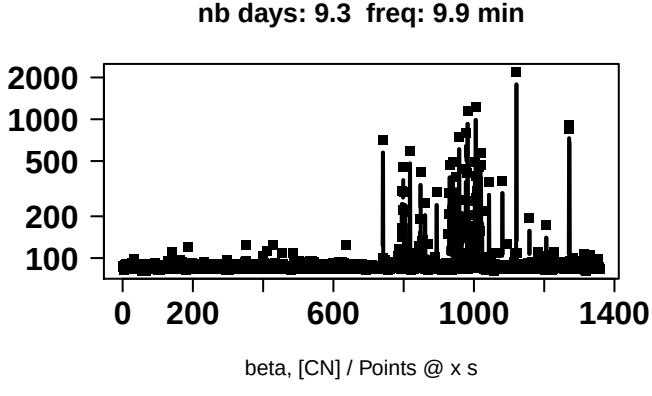
nb days: 9.3 freq: 9.9 min
2000
1000
500
200
100
0
200
600
1000
1400
beta, [CN] / Points @ x s

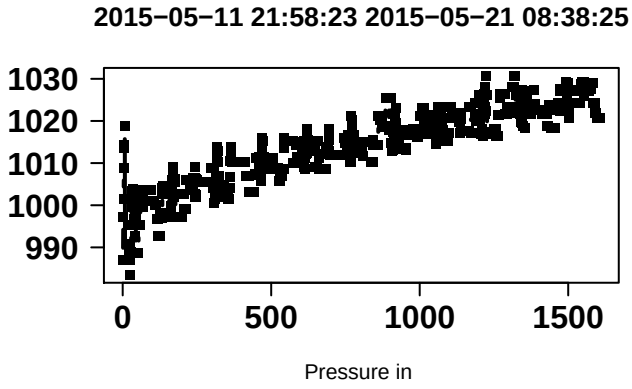
2015−05−11 21:58:23 2015−05−21 08:38:25
1030
1020
1010
1000
990
0
500
1000
1500
Pressure in

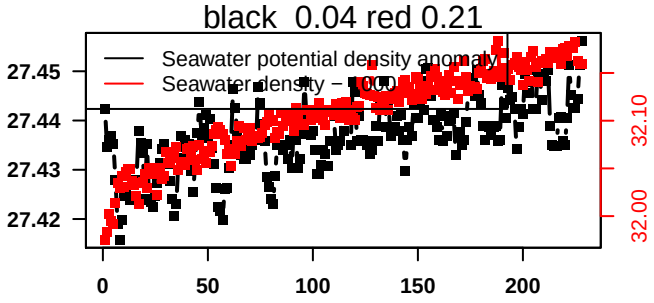
black 0.04 red 0.21
Seawater potential density anomaly
Seawater density − 1000
27.45
27.44
27.43
27.42
32.10
32.00
0
50
100
150
200

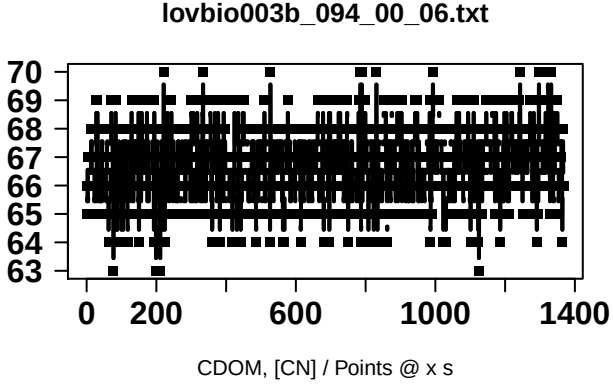
lovbio003b_094_00_06.txt
70
69
68
67
66
65
64
63
0
200
600
1000
1400
CDOM, [CN] / Points @ x s

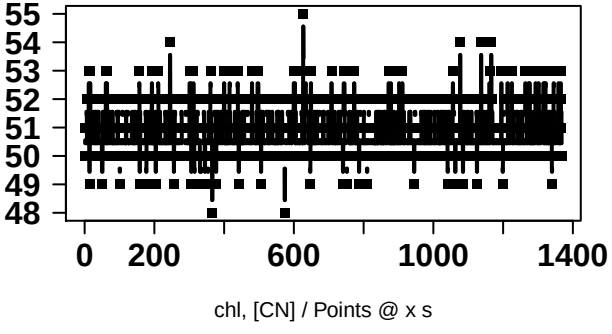
55
54
53
52
51
50
49
48
0
200
600
1000
1400
chl, [CN] / Points @ x s

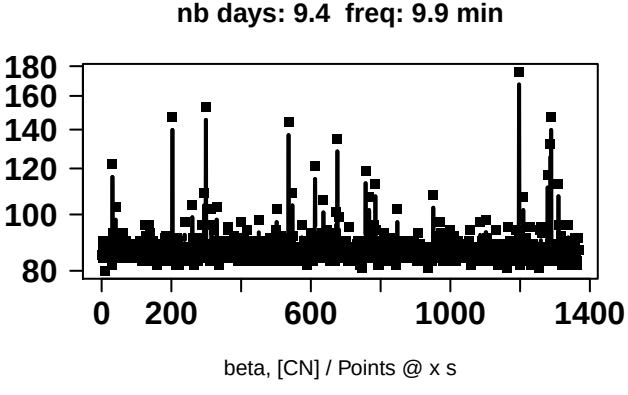
nb days: 9.4 freq: 9.9 min
180
160
140
120
100
80
0
200
600
1000
1400
beta, [CN] / Points @ x s

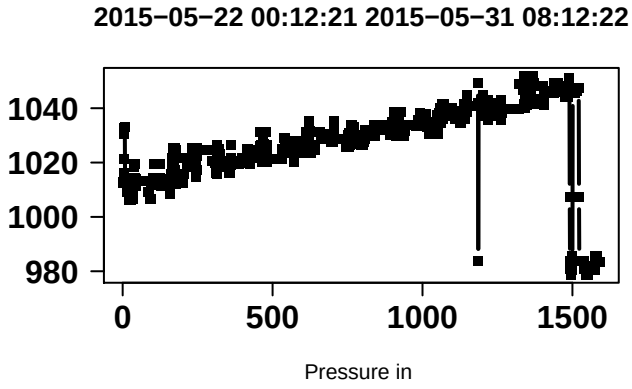
2015−05−22 00:12:21 2015−05−31 08:12:22
1040
1020
1000
980
0
500
1000
1500
Pressure in

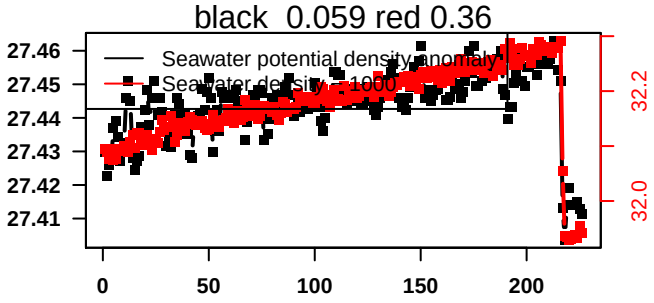
black 0.059 red 0.36
Seawater potential density anomaly
Seawater density - 1000
27.46
27.45
27.44
27.43
27.42
27.41
32.2
32.0
0
50
100
150
200

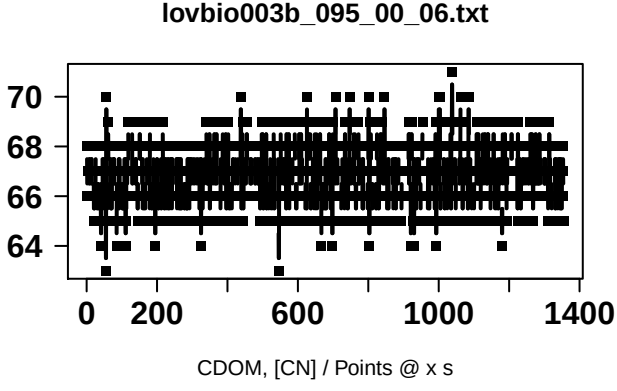
lovbio003b_095_00_06.txt
70
68
66
64
0
200
600
1000
1400
CDOM, [CN] / Points @ x s

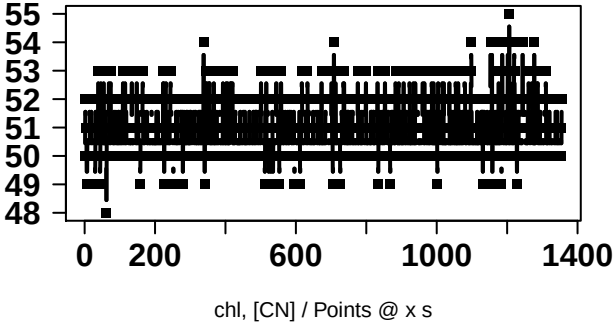
55
54
53
52
51
50
49
48
0
200
600
1000
1400
chl, [CN] / Points @ x s

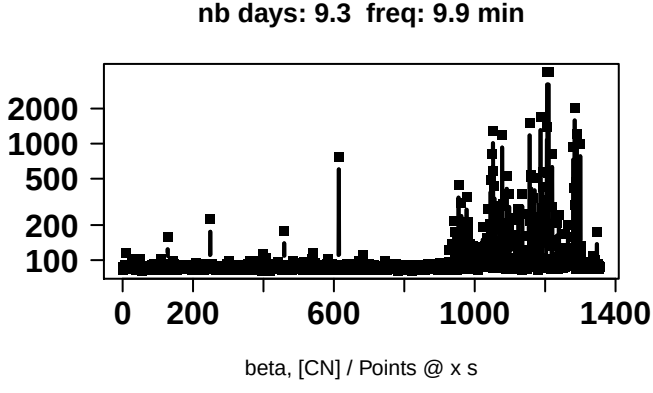
nb days: 9.3 freq: 9.9 min
2000
1000
500
200
100
0
200
600
1000
1400
beta, [CN] / Points @ x s

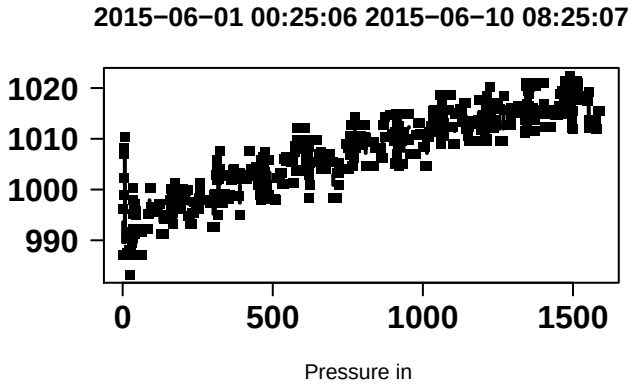
2015−06−01 00:25:06 2015−06−10 08:25:07
1020
1010
1000
990
0
500
1000
1500
Pressure in

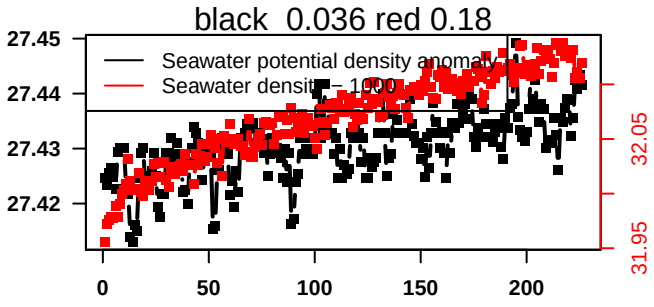
black 0.036 red 0.18
Seawater potential density anomaly
Seawater density − 1000
27.45
27.44
27.43
27.42
32.05
31.95
0
50
100
150
200

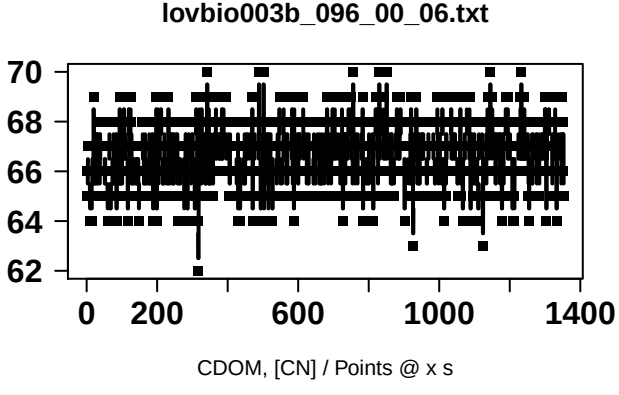
lovbio003b_096_00_06.txt
70
68
66
64
62
0
200
600
1000
1400
CDOM, [CN] / Points @ x s

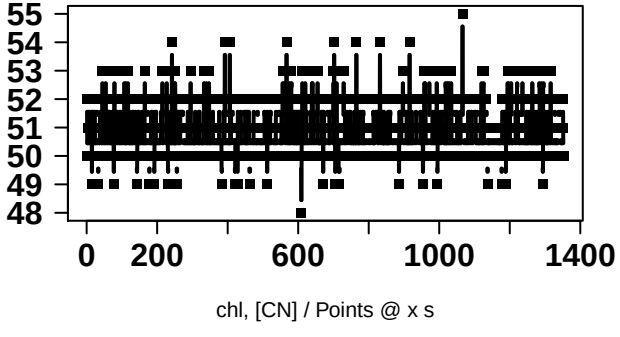
55
54
53
52
51
50
49
48
0
200
600
1000
1400
chl, [CN] / Points @ x s

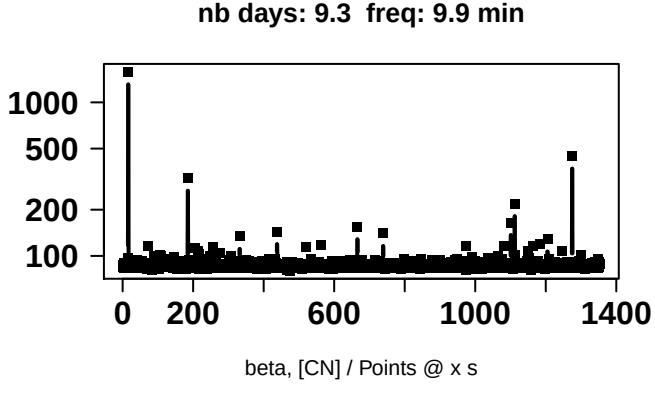
nb days: 9.3 freq: 9.9 min
1000
500
200
100
0
200
600
1000
1400
beta, [CN] / Points @ x s

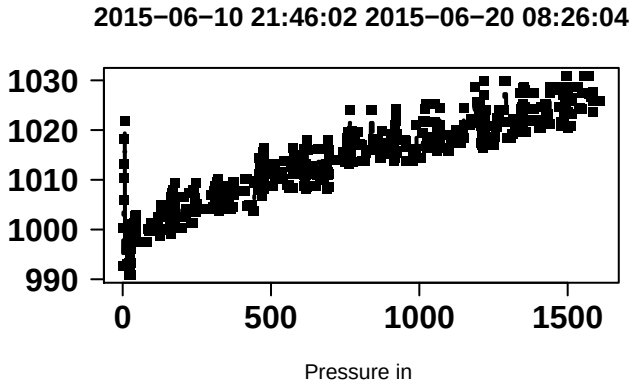
2015−06−10 21:46:02 2015−06−20 08:26:04
1030
1020
1010
1000
990
0
500
1000
1500
Pressure in

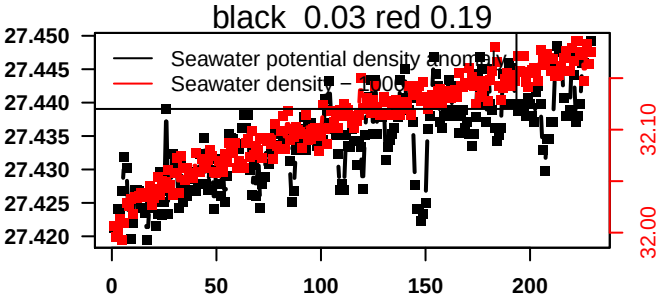
black 0.03 red 0.19
Seawater potential density anomaly
Seawater density − 1000
27.450
27.445
27.440
27.435
27.430
27.425
27.420
32.10
32.00
0
50
100
150
200

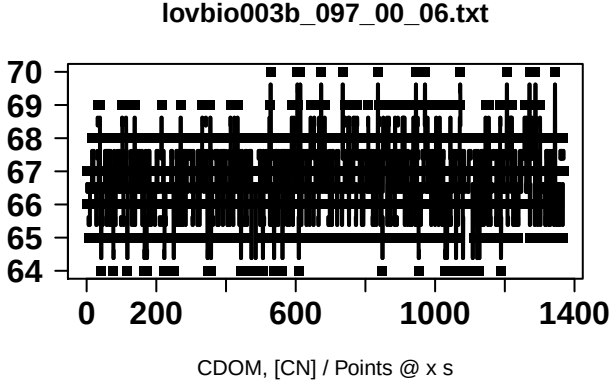
lovbio003b_097_00_06.txt
70
69
68
67
66
65
64
0
200
600
1000
1400
CDOM, [CN] / Points @ x s

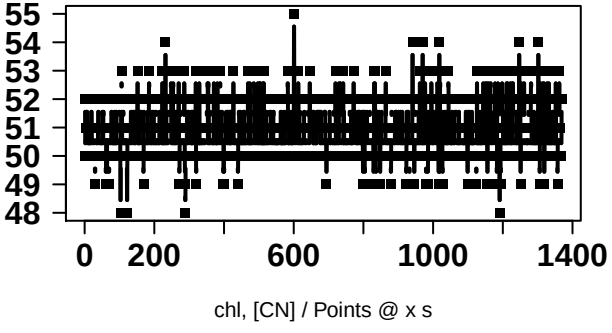
55
54
53
52
51
50
49
48
0
200
600
1000
1400
chl, [CN] / Points @ x s

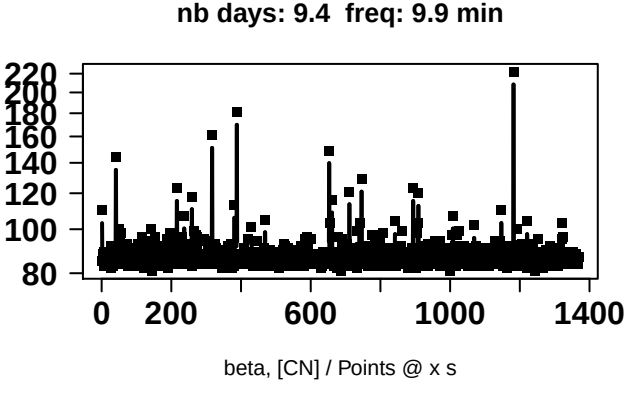
nb days: 9.4 freq: 9.9 min
220
200
180
160
140
120
100
80
0
200
600
1000
1400
beta, [CN] / Points @ x s

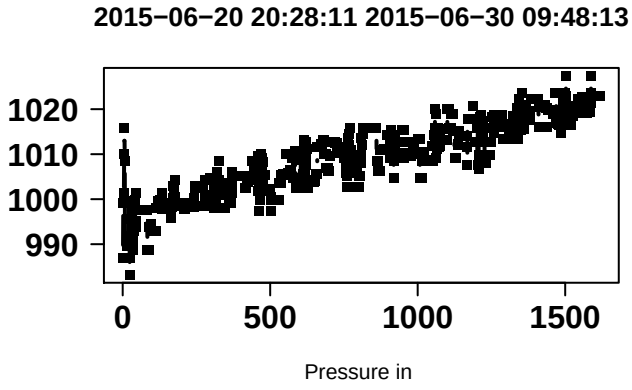
2015−06−20 20:28:11 2015−06−30 09:48:13
1020
1010
1000
990
0
500
1000
1500
Pressure in

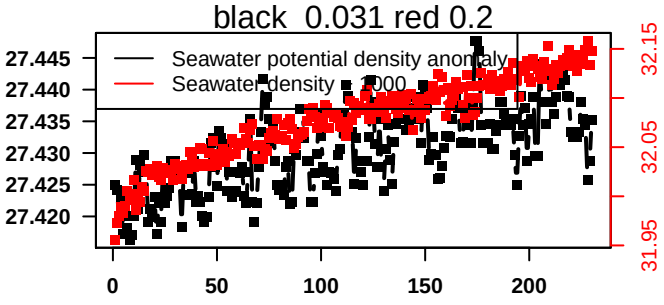
black 0.031 red 0.2
Seawater potential density anomaly
Seawater density - 1000
27.445
27.440
27.435
27.430
27.425
27.420
32.15
32.05
31.95
0
50
100
150
200

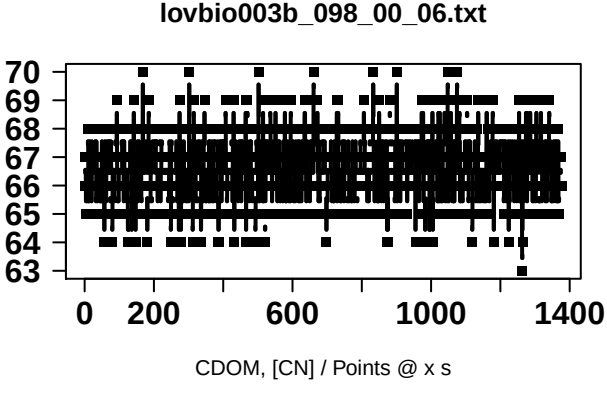
lovbio003b_098_00_06.txt
70
69
68
67
66
65
64
63
0
200
600
1000
1400
CDOM, [CN] / Points @ x s

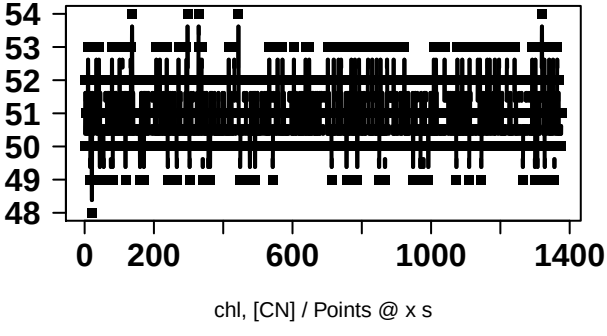
54
53
52
51
50
49
48
0
200
600
1000
1400
chl, [CN] / Points @ x s

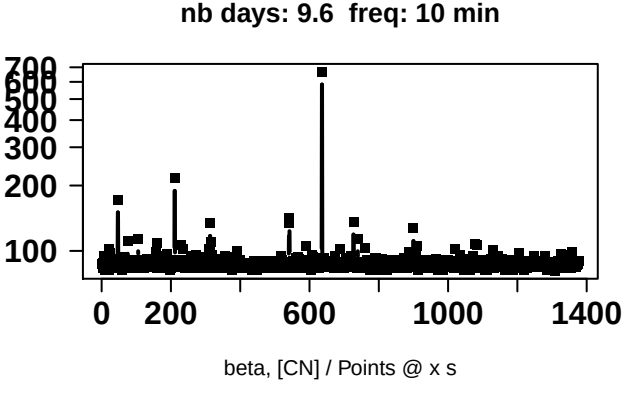
nb days: 9.6 freq: 10 min
700
600
500
400
300
200
100
0
200
600
1000
1400
beta, [CN] / Points @ x s

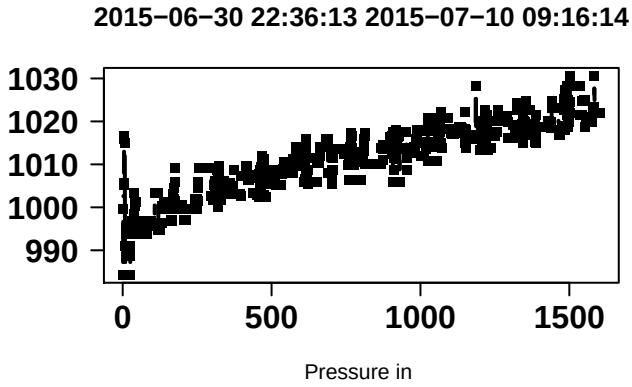
2015−06−30 22:36:13 2015−07−10 09:16:14
1030
1020
1010
1000
990
0
500
1000
1500
Pressure in

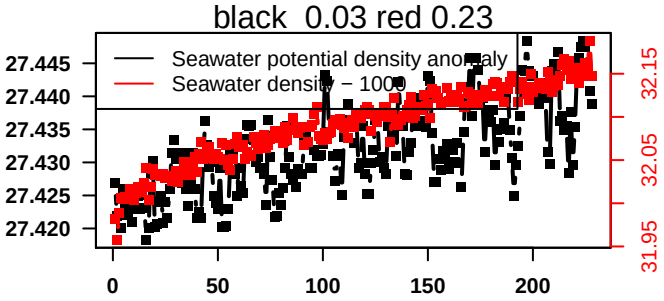
black 0.03 red 0.23
Seawater potential density anomaly
Seawater density − 1000
27.445
27.440
27.435
27.430
27.425
27.420
32.15
32.05
31.95
0
50
100
150
200

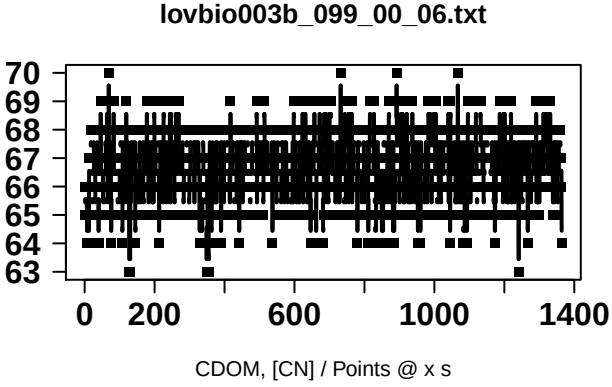
lovbio003b_099_00_06.txt
70
69
68
67
66
65
64
63
0
200
600
1000
1400
CDOM, [CN] / Points @ x s

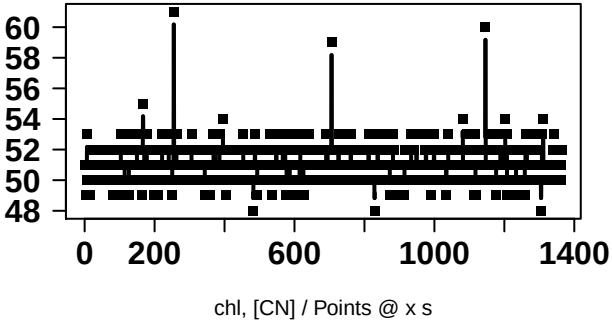
60
58
56
54
52
50
48
0
200
600
1000
1400
chl, [CN] / Points @ x s

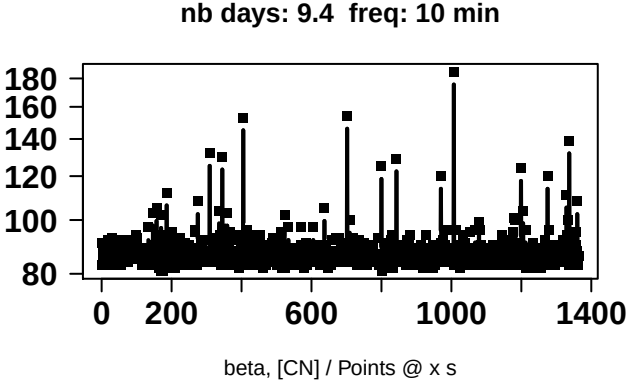
nb days: 9.4 freq: 10 min
180
160
140
120
100
80
0
200
600
1000
1400
beta, [CN] / Points @ x s

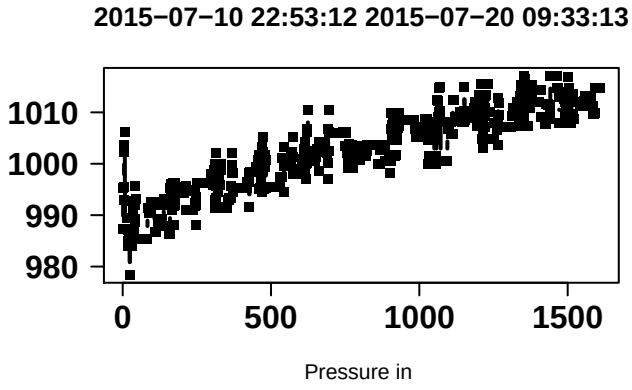
2015−07−10 22:53:12 2015−07−20 09:33:13
1010
1000
990
980
0
500
1000
1500
Pressure in

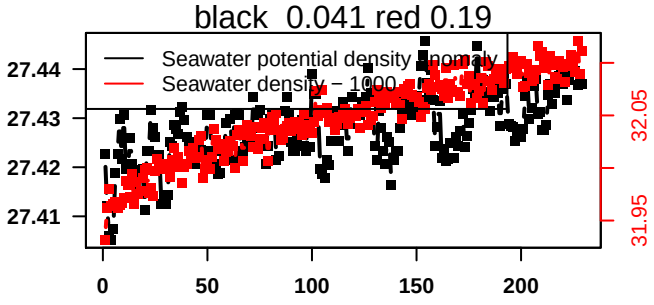
black 0.041 red 0.19
Seawater potential density anomaly
Seawater density − 1000
27.44
27.43
27.42
27.41
32.05
31.95
0
50
100
150
200

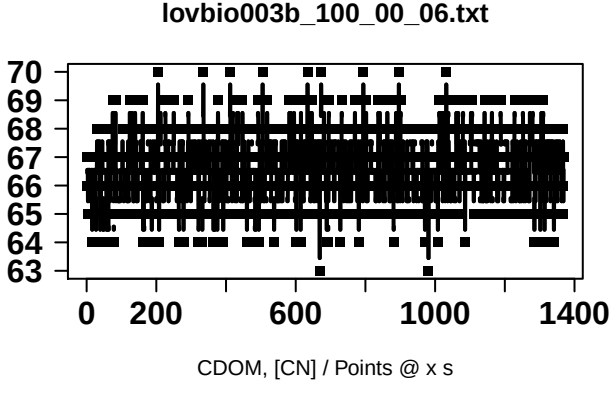
lovbio003b_100_00_06.txt
70
69
68
67
66
65
64
63
0
200
600
1000
1400
CDOM, [CN] / Points @ x s

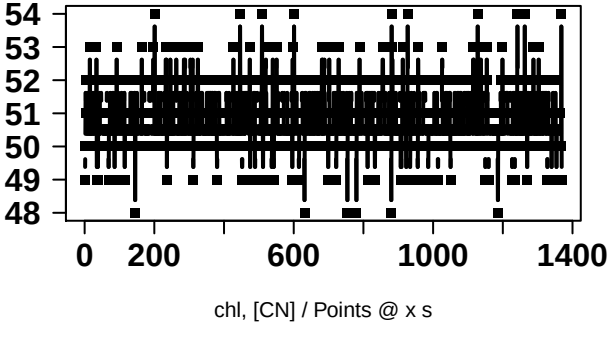
54
53
52
51
50
49
48
0
200
600
1000
1400
chl, [CN] / Points @ x s

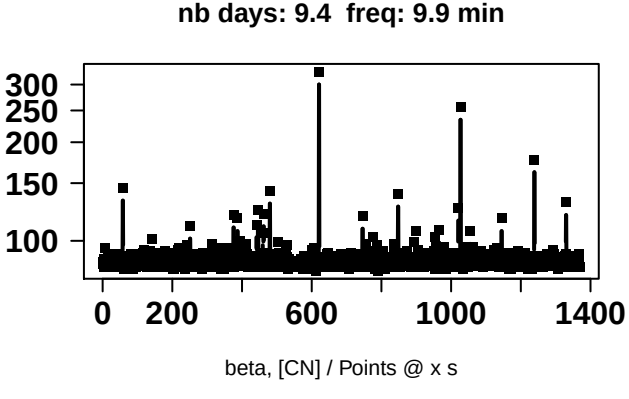
nb days: 9.4 freq: 9.9 min
300
250
200
150
100
0
200
600
1000
1400
beta, [CN] / Points @ x s

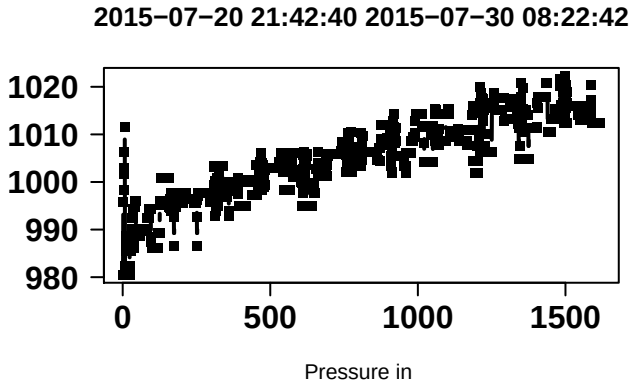
2015−07−20 21:42:40 2015−07−30 08:22:42
1020
1010
1000
990
980
0
500
1000
1500
Pressure in

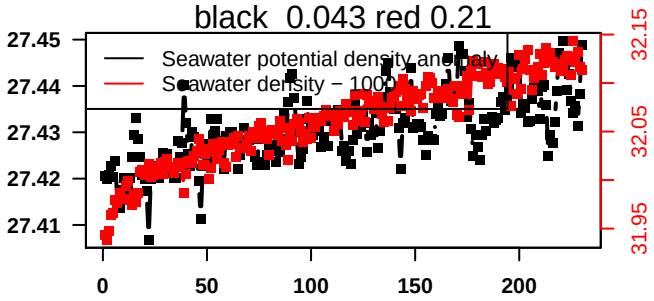
black 0.043 red 0.21
Seawater potential density anomaly
Seawater density − 1000
27.45
27.44
27.43
27.42
27.41
32.15
32.05
31.95
0
50
100
150
200

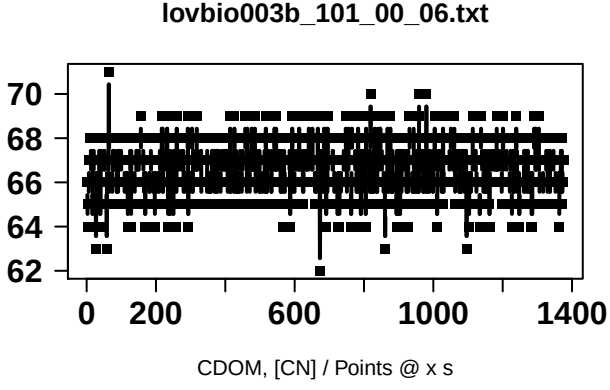
lovbio003b_101_00_06.txt
70
68
66
64
62
0
200
600
1000
1400
CDOM, [CN] / Points @ x s

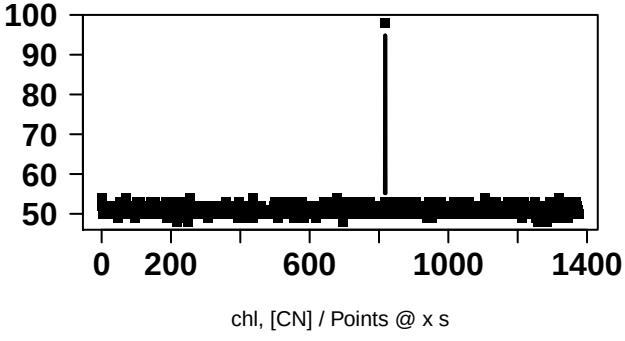
100
90
80
70
60
50
0
200
600
1000
1400
chl, [CN] / Points @ x s

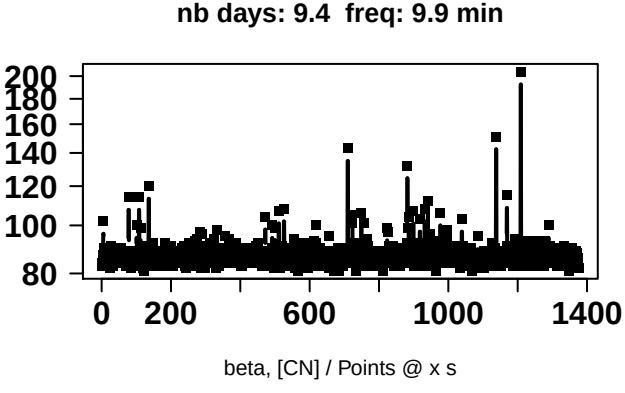
nb days: 9.4 freq: 9.9 min
200
180
160
140
120
100
80
0
200
600
1000
1400
beta, [CN] / Points @ x s

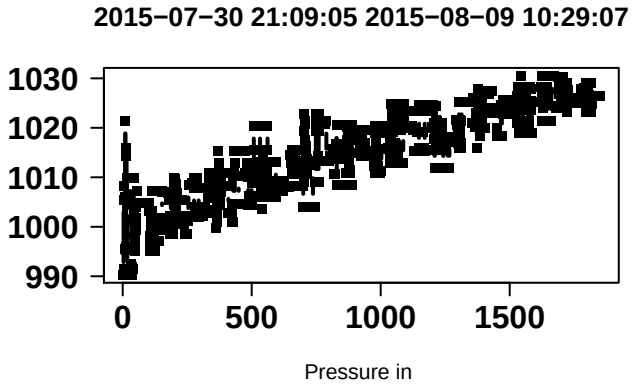
2015−07−30 21:09:05 2015−08−09 10:29:07
1030
1020
1010
1000
990
0
500
1000
1500
Pressure in

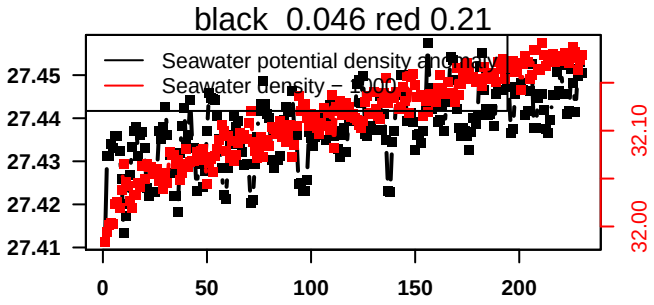
black 0.046 red 0.21
Seawater potential density anomaly
Seawater density – 1000
27.45
27.44
27.43
27.42
27.41
32.10
32.00
0
50
100
150
200

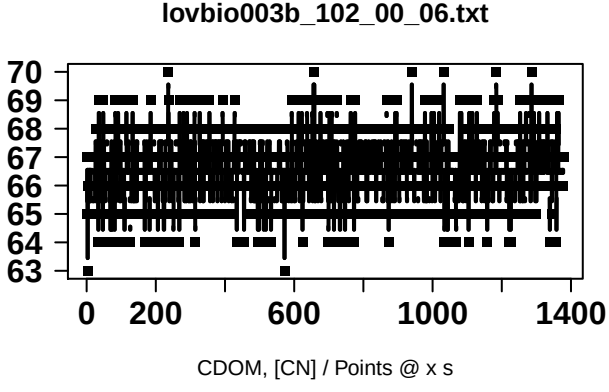
lovbio003b_102_00_06.txt
70
69
68
67
66
65
64
63
0
200
600
1000
1400
CDOM, [CN] / Points @ x s

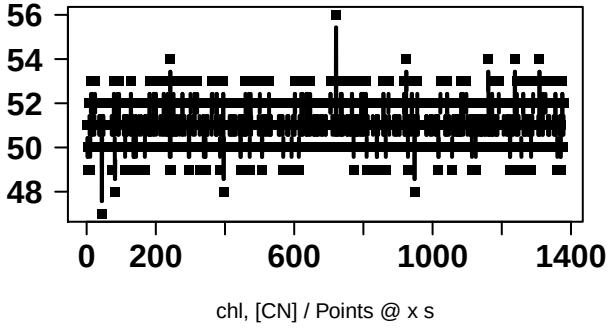
56
54
52
50
48
0
200
600
1000
1400
chl, [CN] / Points @ x s

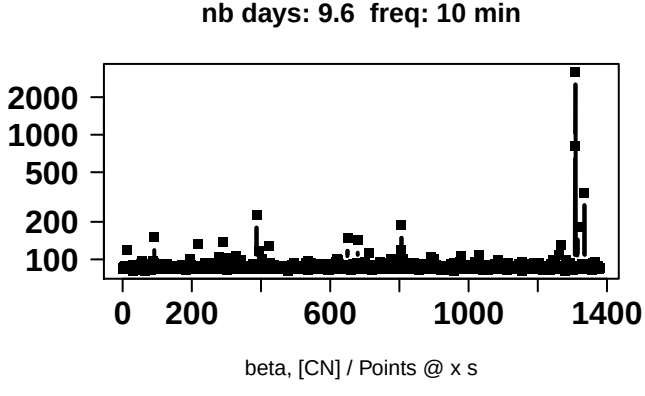
nb days: 9.6 freq: 10 min
2000
1000
500
200
100
0
200
600
1000
1400
beta, [CN] / Points @ x s

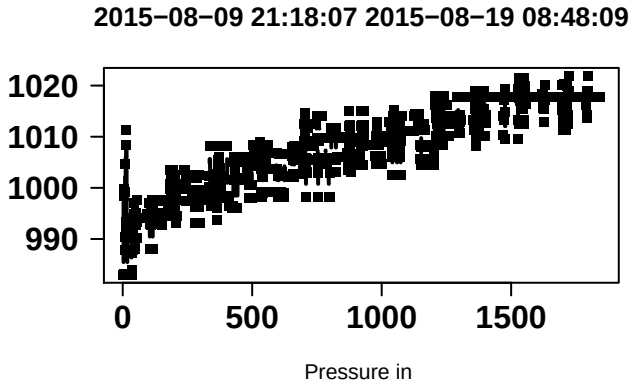
2015−08−09 21:18:07 2015−08−19 08:48:09
1020
1010
1000
990
0
500
1000
1500
Pressure in

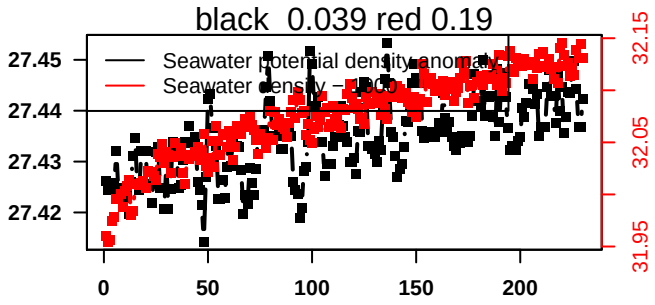
black 0.039 red 0.19
Seawater potential density anomaly
Seawater density − 1000
27.45
27.44
27.43
27.42
32.15
32.05
31.95
0
50
100
150
200

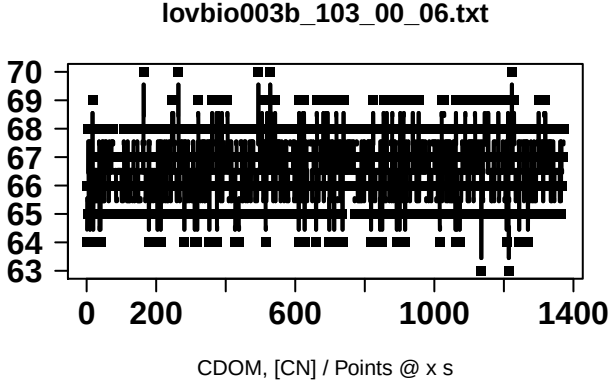
lovbio003b_103_00_06.txt
70
69
68
67
66
65
64
63
0
200
600
1000
1400
CDOM, [CN] / Points @ x s

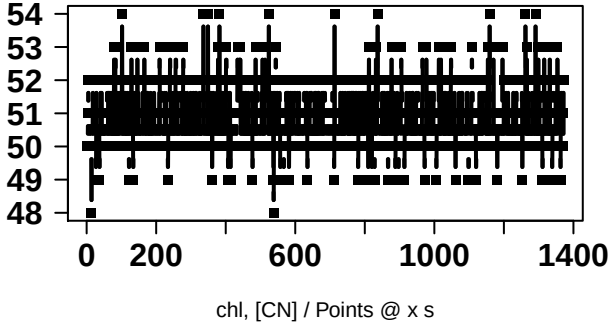
54
53
52
51
50
49
48
0
200
600
1000
1400
chl, [CN] / Points @ x s

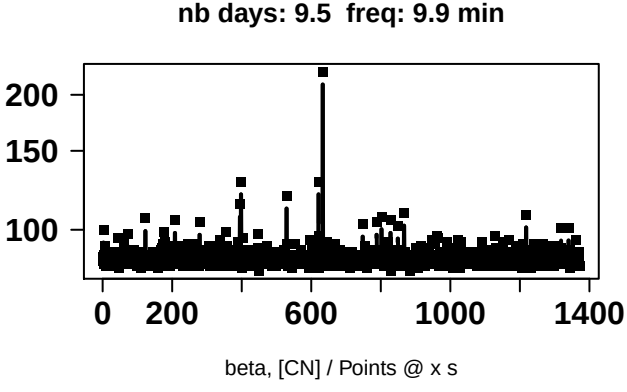
nb days: 9.5 freq: 9.9 min
200
150
100
0
200
600
1000
1400
beta, [CN] / Points @ x s

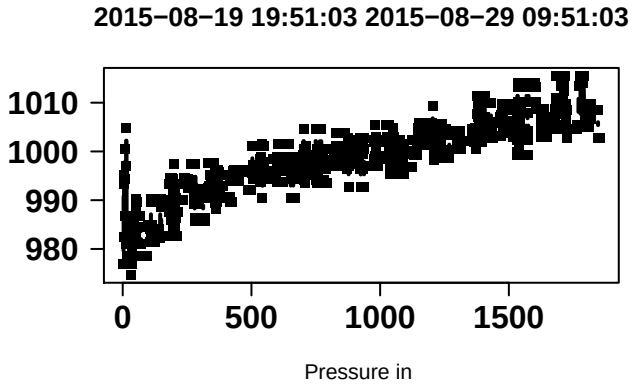
2015−08−19 19:51:03 2015−08−29 09:51:03
1010
1000
990
980
0
500
1000
1500
Pressure in

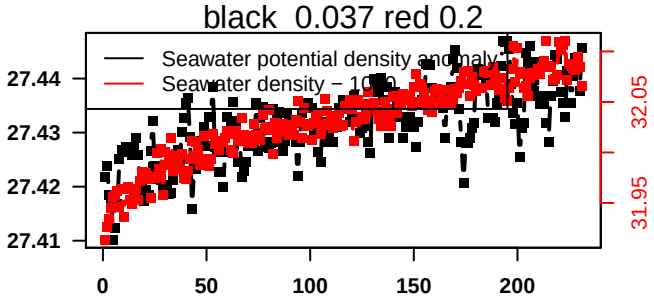
black 0.037 red 0.2
Seawater potential density anomaly
Seawater density − 1000
27.44
27.43
27.42
27.41
32.05
31.95
0
50
100
150
200

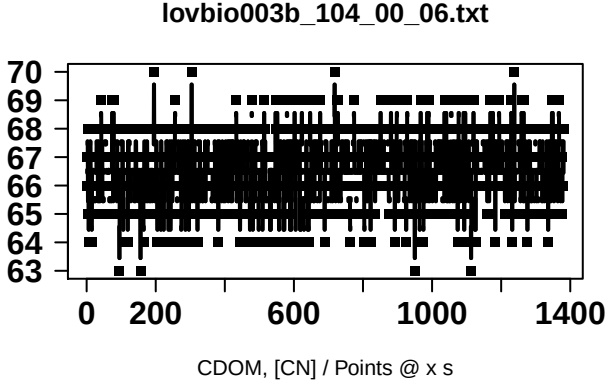
lovbio003b_104_00_06.txt
70
69
68
67
66
65
64
63
0
200
600
1000
1400
CDOM, [CN] / Points @ x s

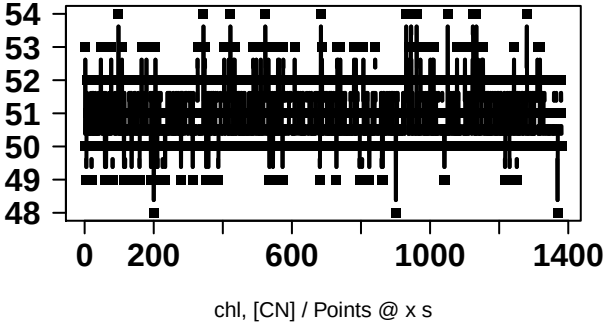
54
53
52
51
50
49
48
0
200
600
1000
1400
chl, [CN] / Points @ x s

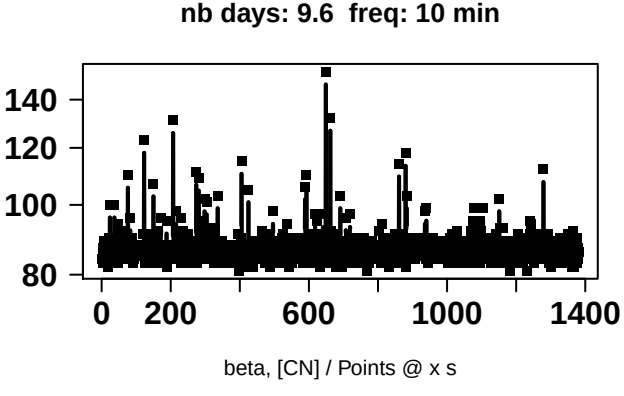
nb days: 9.6 freq: 10 min
140
120
100
80
0
200
600
1000
1400
beta, [CN] / Points @ x s

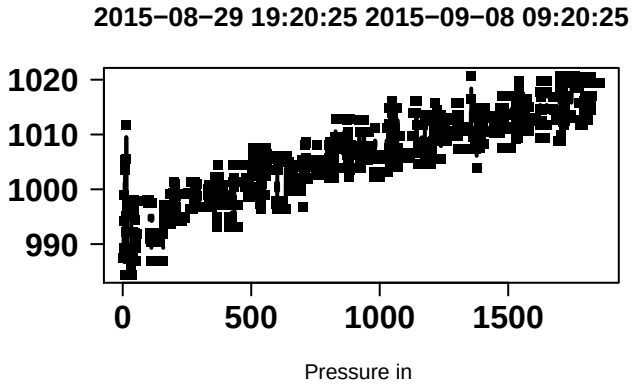
2015−08−29 19:20:25 2015−09−08 09:20:25
1020
1010
1000
990
0
500
1000
1500
Pressure in

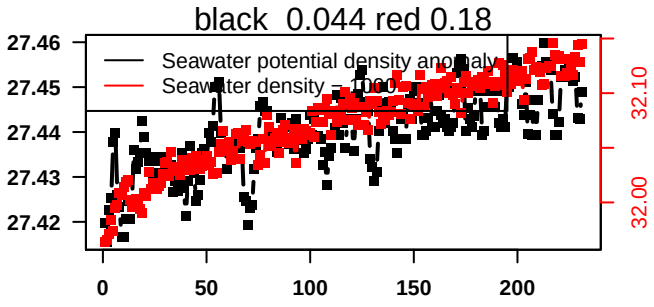
black 0.044 red 0.18
Seawater potential density anomaly
Seawater density − 1000
27.46
27.45
27.44
27.43
27.42
32.10
32.00
0
50
100
150
200

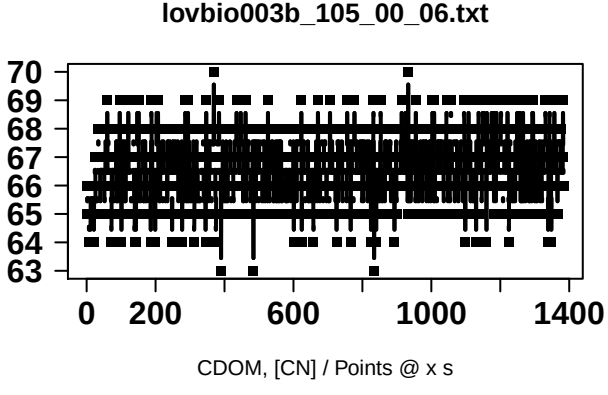
lovbio003b_105_00_06.txt
70
69
68
67
66
65
64
63
0
200
600
1000
1400
CDOM, [CN] / Points @ x s

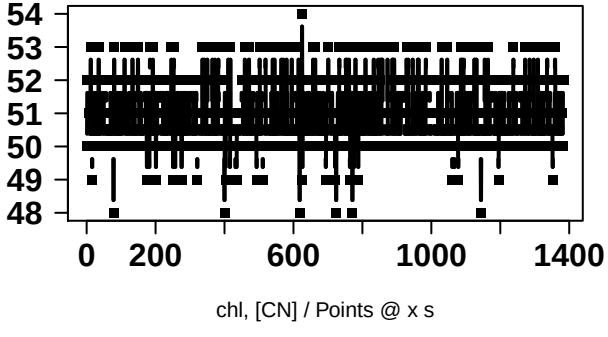
54
53
52
51
50
49
48
0
200
600
1000
1400
chl, [CN] / Points @ x s

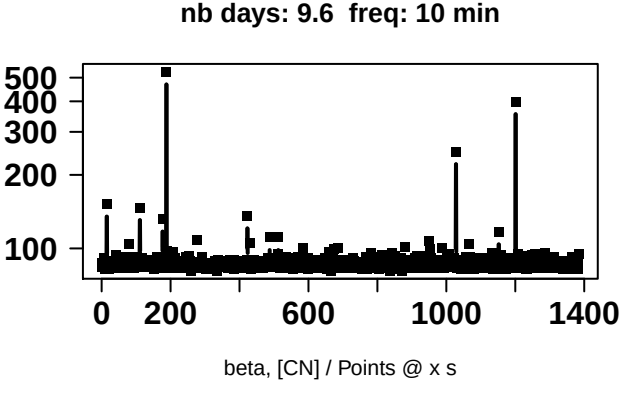
nb days: 9.6 freq: 10 min
500
400
300
200
100
0
200
600
1000
1400
beta, [CN] / Points @ x s

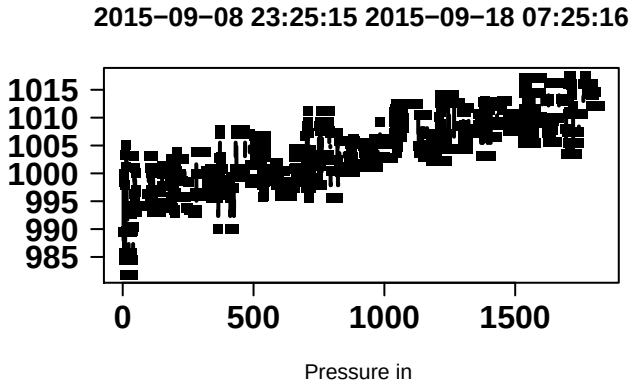
2015−09−08 23:25:15 2015−09−18 07:25:16
1015
1010
1005
1000
995
990
985
0
500
1000
1500
Pressure in

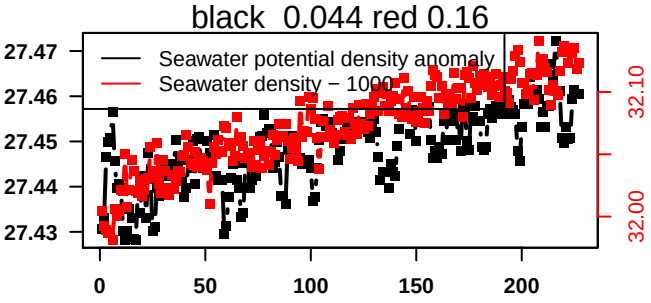
black 0.044 red 0.16
Seawater potential density anomaly
Seawater density − 1000
27.47
27.46
27.45
27.44
27.43
32.10
32.00
0
50
100
150
200

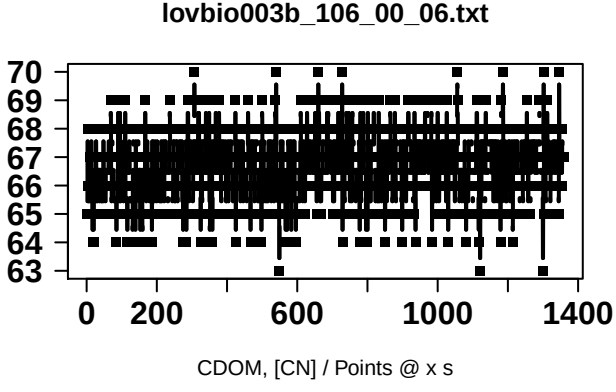
lovbio003b_106_00_06.txt
70
69
68
67
66
65
64
63
0
200
600
1000
1400
CDOM, [CN] / Points @ x s

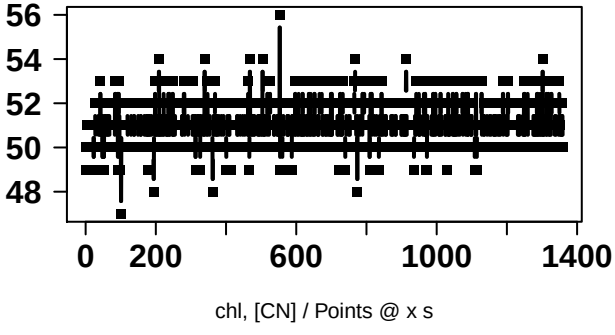
56
54
52
50
48
0
200
600
1000
1400
chl, [CN] / Points @ x s

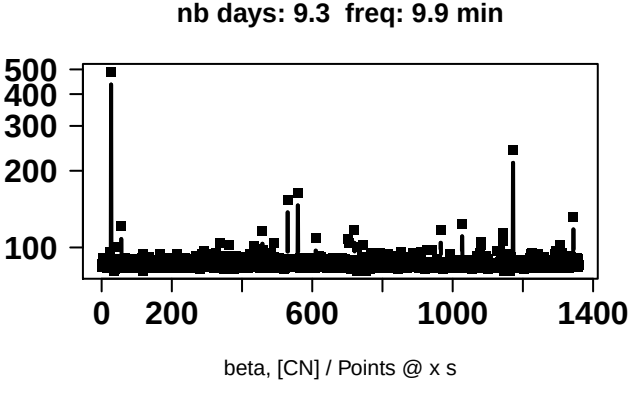
nb days: 9.3 freq: 9.9 min
500
400
300
200
100
0
200
600
1000
1400
beta, [CN] / Points @ x s

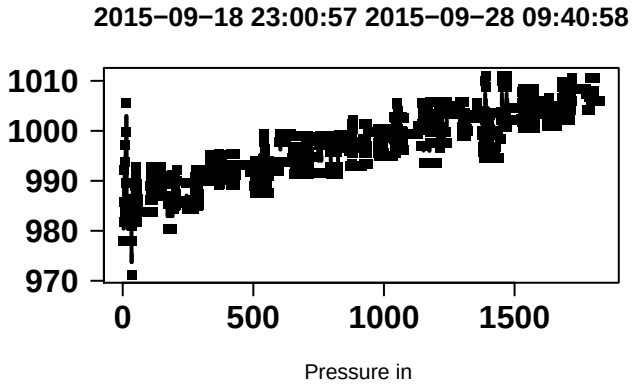
2015−09−18 23:00:57 2015−09−28 09:40:58
1010
1000
990
980
970
0
500
1000
1500
Pressure in

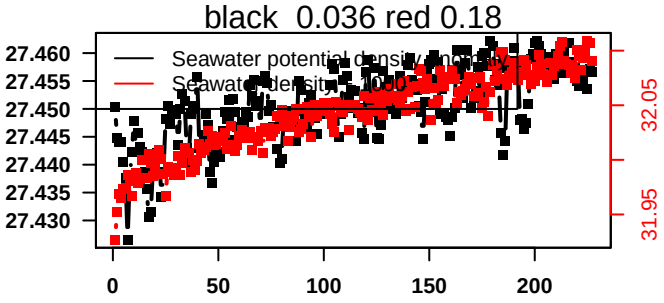
black 0.036 red 0.18
Seawater potential density anomaly
Seawater density 1000
27.460
27.455
27.450
27.445
27.440
27.435
27.430
32.05
31.95
0
50
100
150
200

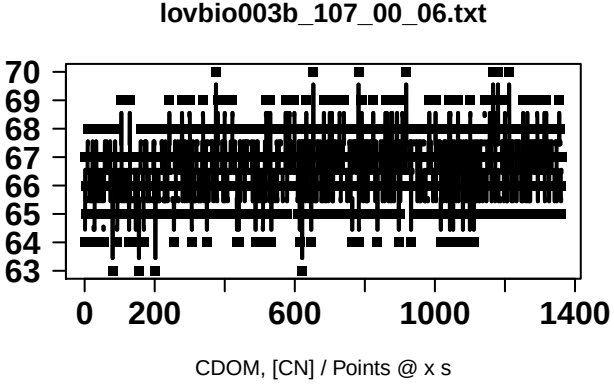
lovbio003b_107_00_06.txt
70
69
68
67
66
65
64
63
0
200
600
1000
1400
CDOM, [CN] / Points @ x s

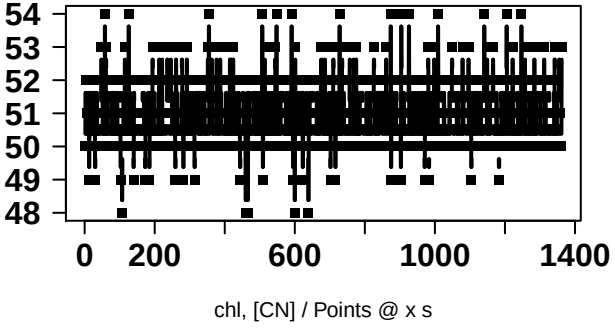
54
53
52
51
50
49
48
0
200
600
1000
1400
chl, [CN] / Points @ x s

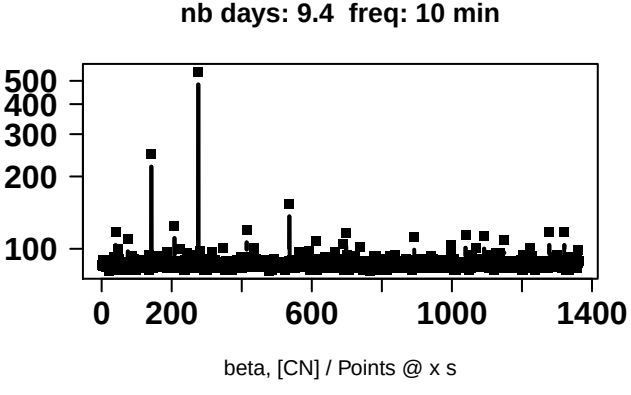
nb days: 9.4 freq: 10 min
500
400
300
200
100
0
200
600
1000
1400
beta, [CN] / Points @ x s

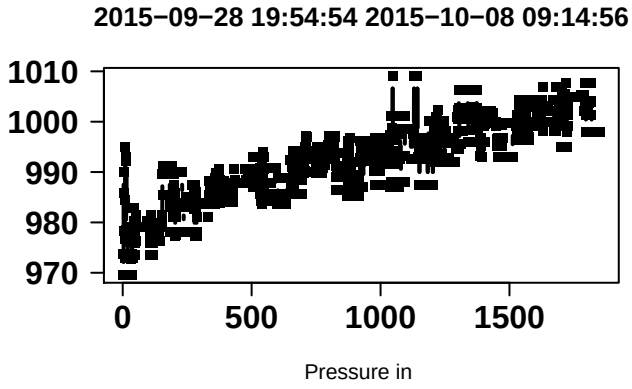
2015−09−28 19:54:54 2015−10−08 09:14:56
1010
1000
990
980
970
0
500
1000
1500
Pressure in

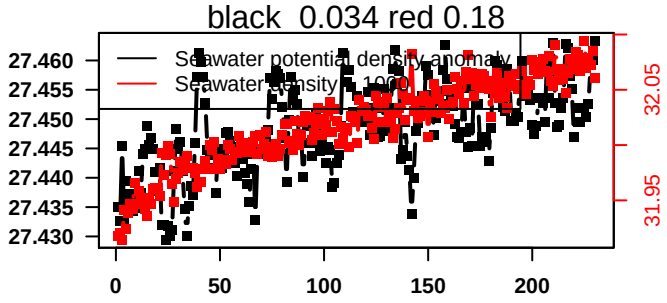
black 0.034 red 0.18
Seawater potential density anomaly
Seawater density - 1000
27.460
27.455
27.450
27.445
27.440
27.435
27.430
32.05
31.95
0
50
100
150
200

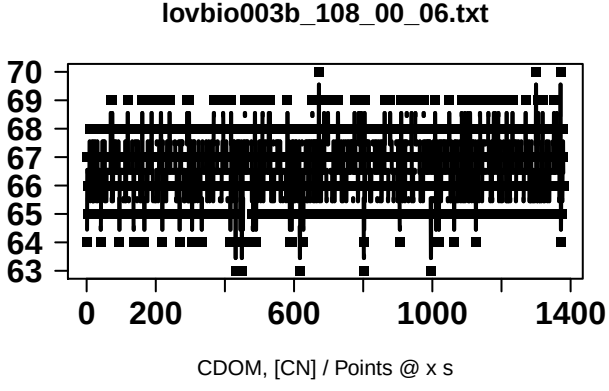
lovbio003b_108_00_06.txt
70
69
68
67
66
65
64
63
0
200
600
1000
1400
CDOM, [CN] / Points @ x s

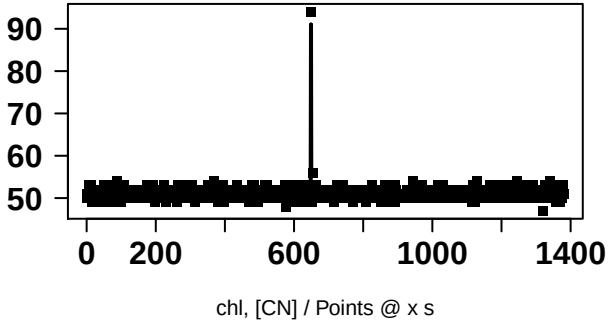
90
80
70
60
50
0
200
600
1000
1400
chl, [CN] / Points @ x s

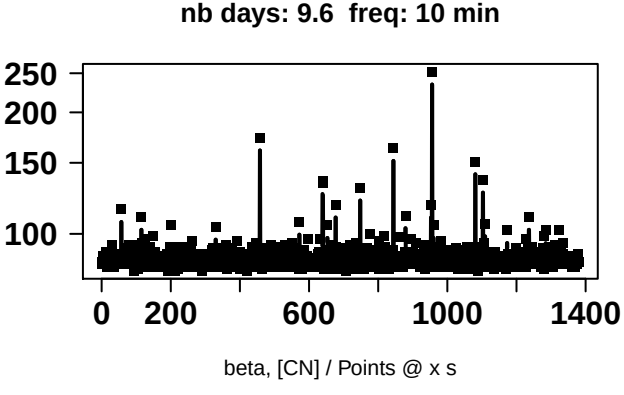
nb days: 9.6 freq: 10 min
250
200
150
100
0
200
600
1000
1400
beta, [CN] / Points @ x s

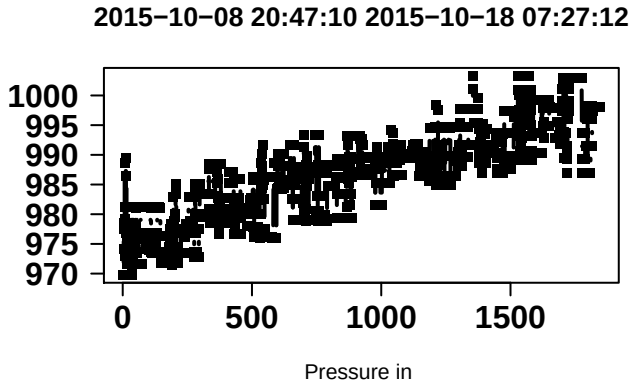
2015−10−08 20:47:10 2015−10−18 07:27:12
1000
995
990
985
980
975
970
0
500
1000
1500
Pressure in

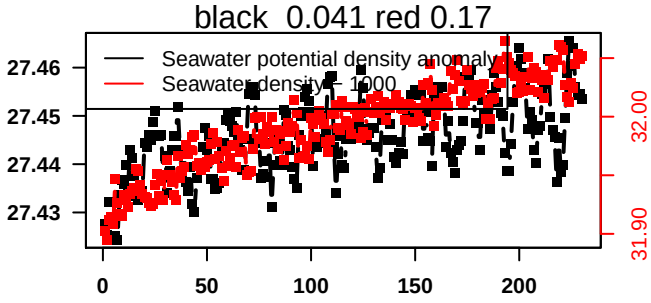
black 0.041 red 0.17
Seawater potential density anomaly
Seawater density − 1000
27.46
27.45
27.44
27.43
32.00
31.90
0
50
100
150
200

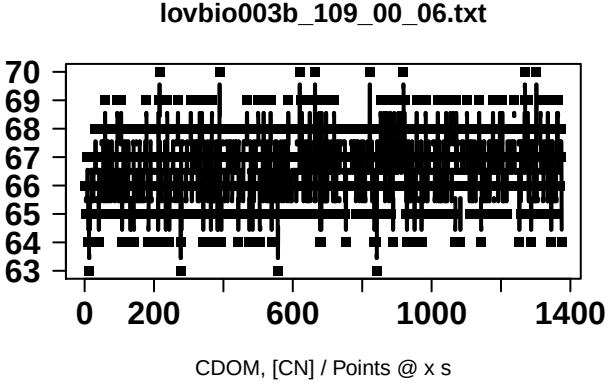
lovbio003b_109_00_06.txt
70
69
68
67
66
65
64
63
0
200
600
1000
1400
CDOM, [CN] / Points @ x s

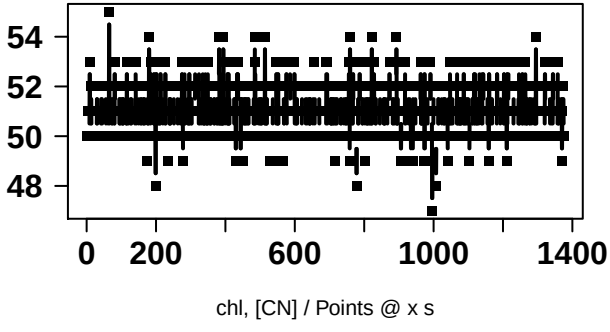
54
52
50
48
0
200
600
1000
1400
chl, [CN] / Points @ x s

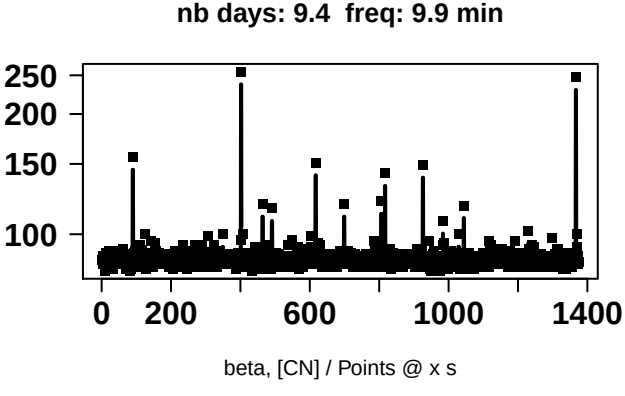
nb days: 9.4 freq: 9.9 min
250
200
150
100
0
200
600
1000
1400
beta, [CN] / Points @ x s

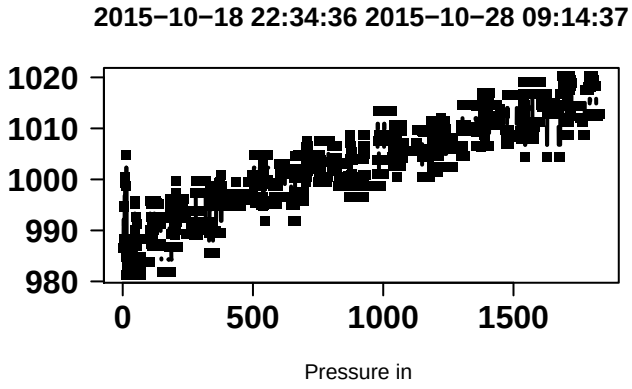
2015−10−18 22:34:36 2015−10−28 09:14:37
1020
1010
1000
990
980
0
500
1000
1500
Pressure in

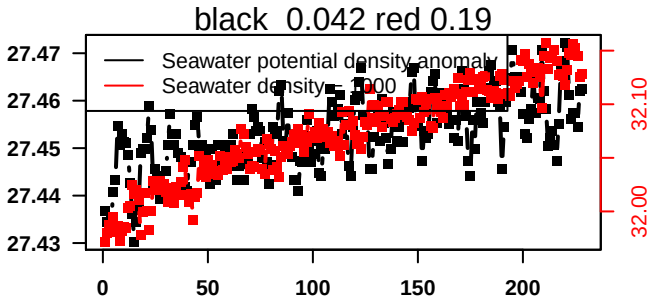
black 0.042 red 0.19
Seawater potential density anomaly
Seawater density − 1000
27.47
27.46
27.45
27.44
27.43
32.10
32.00
0
50
100
150
200

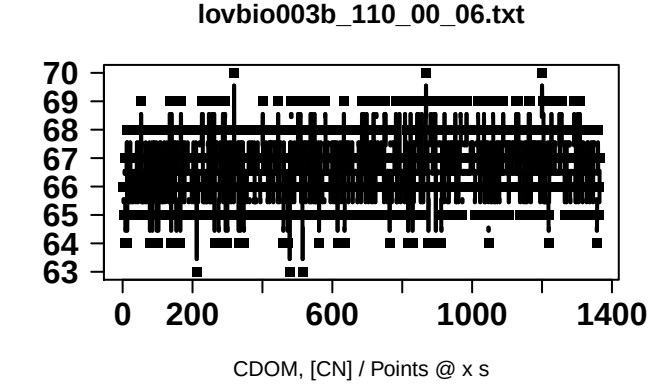
lovbio003b_110_00_06.txt
70
69
68
67
66
65
64
63
0
200
600
1000
1400
CDOM, [CN] / Points @ x s

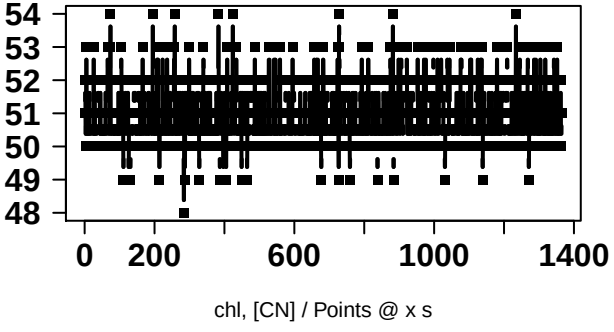
54
53
52
51
50
49
48
0
200
600
1000
1400
chl, [CN] / Points @ x s

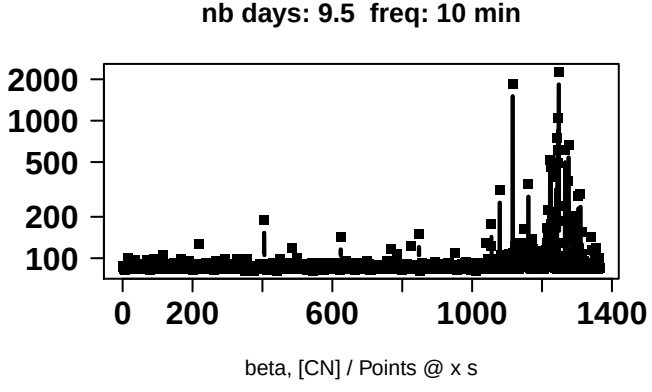
nb days: 9.5 freq: 10 min
2000
1000
500
200
100
0
200
600
1000
1400
beta, [CN] / Points @ x s

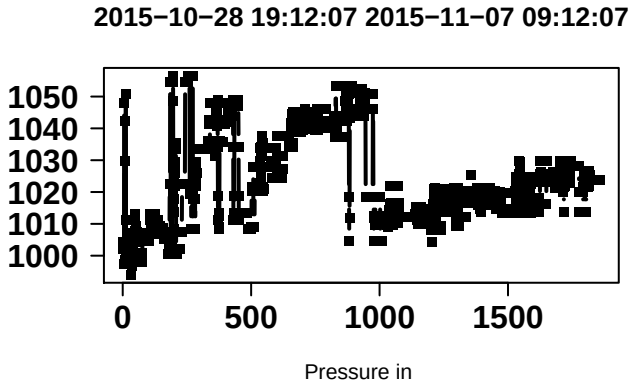
2015−10−28 19:12:07 2015−11−07 09:12:07
1050
1040
1030
1020
1010
1000
0
500
1000
1500
Pressure in

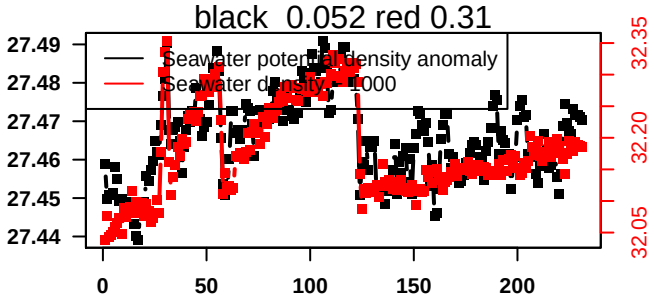
black 0.052 red 0.31
Seawater potential density anomaly
Seawater density - 1000
27.49
27.48
27.47
27.46
27.45
27.44
32.35
32.20
32.05
0
50
100
150
200

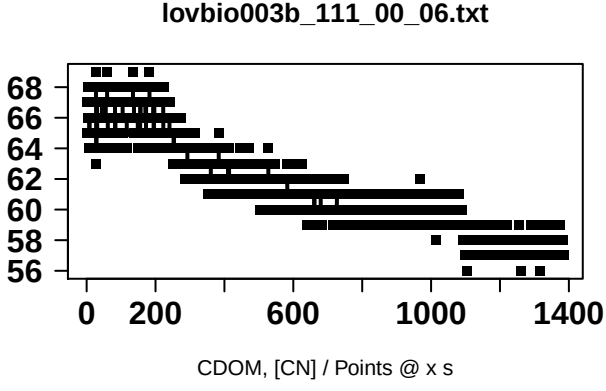
lovbio003b_111_00_06.txt
68
66
64
62
60
58
56
0
200
600
1000
1400
CDOM, [CN] / Points @ x s

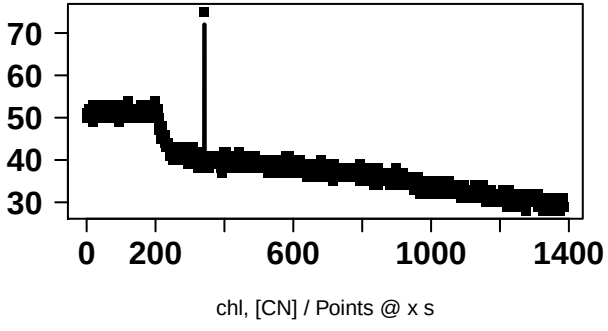
70
60
50
40
30
0
200
600
1000
1400
chl, [CN] / Points @ x s

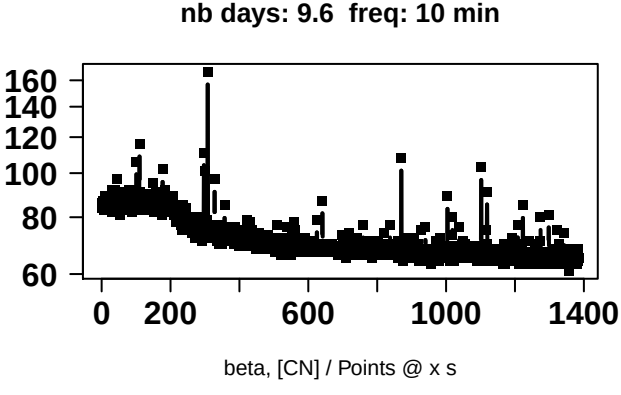
nb days: 9.6 freq: 10 min
160
140
120
100
80
60
0
200
600
1000
1400
beta, [CN] / Points @ x s

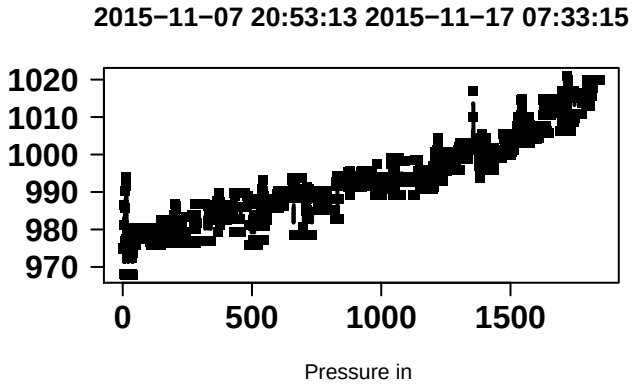
2015−11−07 20:53:13 2015−11−17 07:33:15
1020
1010
1000
990
980
970
0
500
1000
1500
Pressure in

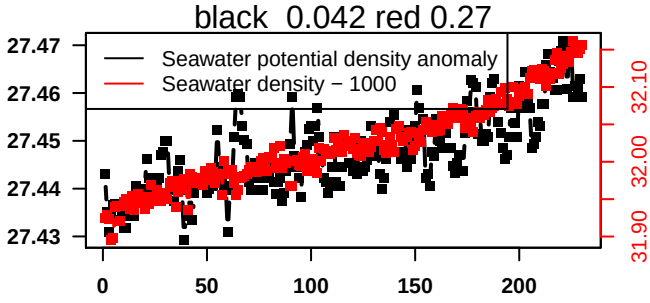
black 0.042 red 0.27
Seawater potential density anomaly
Seawater density − 1000
27.47
27.46
27.45
27.44
27.43
32.10
32.00
31.90
0
50
100
150
200

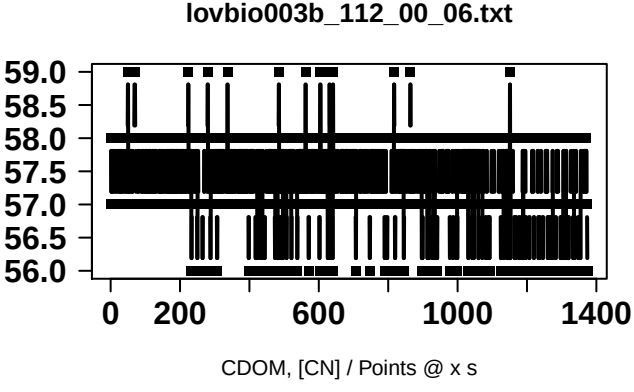
lovbio003b_112_00_06.txt
59.0
58.5
58.0
57.5
57.0
56.5
56.0
0
200
600
1000
1400
CDOM, [CN] / Points @ x s

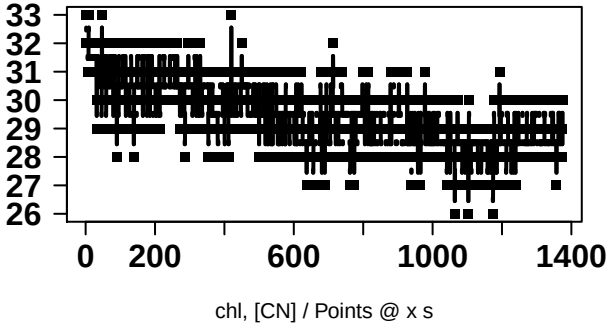
33
32
31
30
29
28
27
26
0
200
600
1000
1400
chl, [CN] / Points @ x s

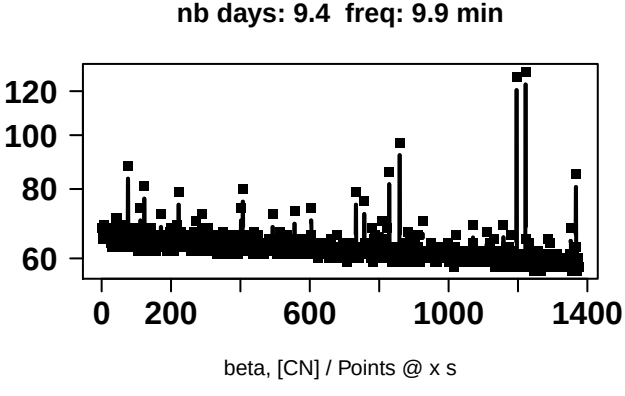
nb days: 9.4 freq: 9.9 min
120
100
80
60
0
200
600
1000
1400
beta, [CN] / Points @ x s

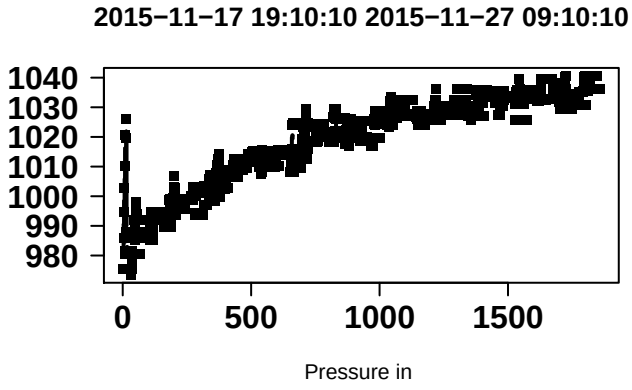
2015−11−17 19:10:10 2015−11−27 09:10:10
1040
1030
1020
1010
1000
990
980
0
500
1000
1500
Pressure in

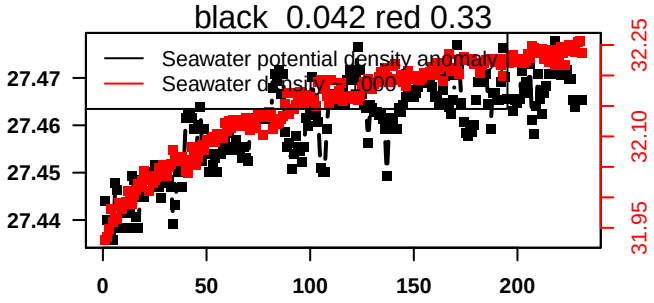
black 0.042 red 0.33
Seawater potential density anomaly
Seawater density - 1000
27.47
27.46
27.45
27.44
32.25
32.10
31.95
0
50
100
150
200

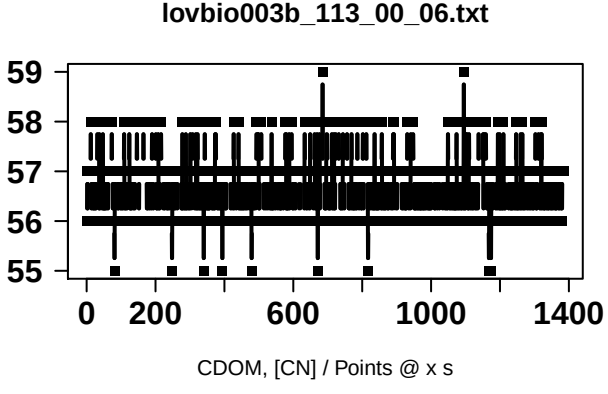
lovbio003b_113_00_06.txt
59
58
57
56
55
0
200
600
1000
1400
CDOM, [CN] / Points @ x s

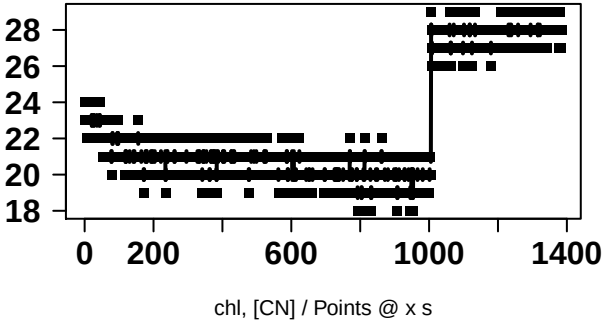
28
26
24
22
20
18
0
200
600
1000
1400
chl, [CN] / Points @ x s

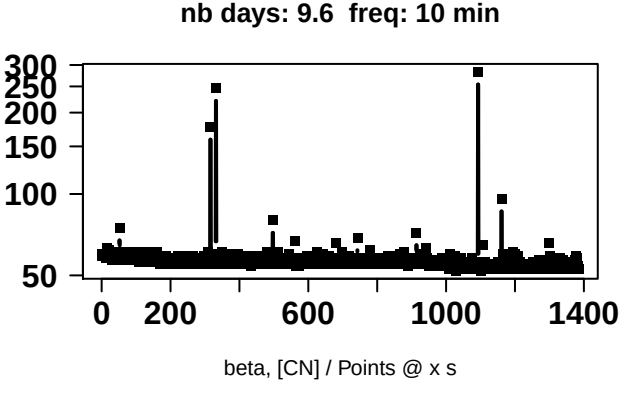
nb days: 9.6 freq: 10 min
300
250
200
150
100
50
0
200
600
1000
1400
beta, [CN] / Points @ x s

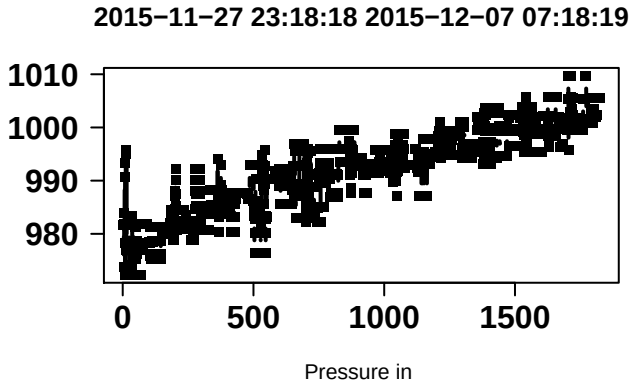
2015−11−27 23:18:18 2015−12−07 07:18:19
1010
1000
990
980
0
500
1000
1500
Pressure in

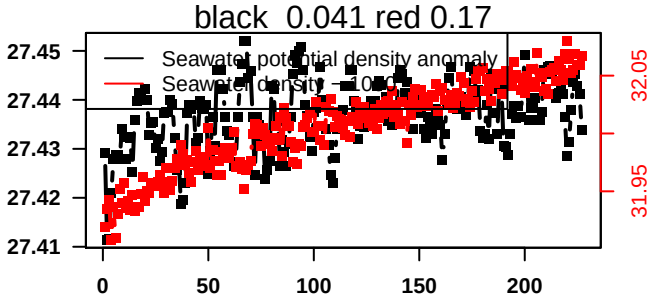
black 0.041 red 0.17
Seawater potential density anomaly
Seawater density −1000
27.45
27.44
27.43
27.42
27.41
0
50
100
150
200
32.05
31.95

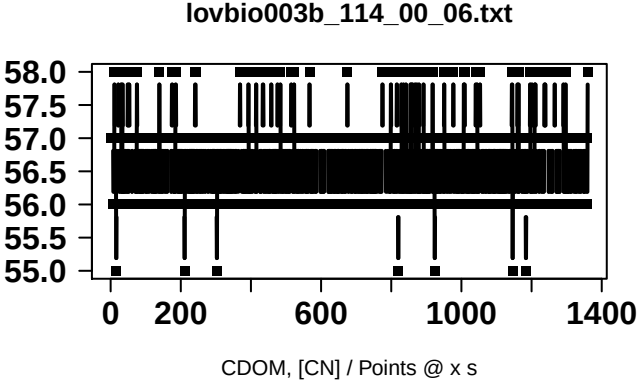
lovbio003b_114_00_06.txt
58.0
57.5
57.0
56.5
56.0
55.5
55.0
0
200
600
1000
1400
CDOM, [CN] / Points @ x s

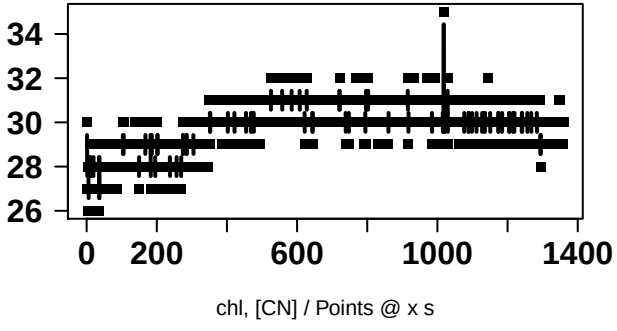
34
32
30
28
26
0
200
600
1000
1400
chl, [CN] / Points @ x s

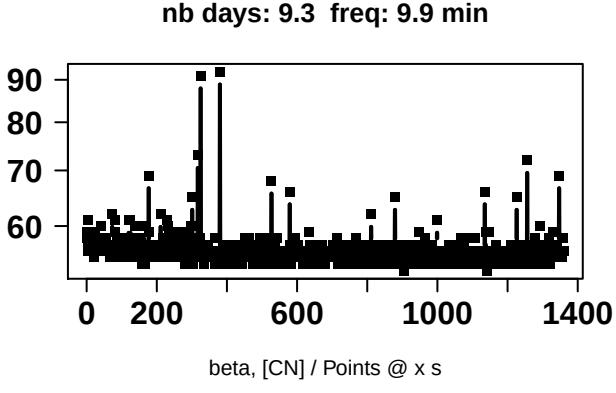
nb days: 9.3 freq: 9.9 min
90
80
70
60
0
200
600
1000
1400
beta, [CN] / Points @ x s

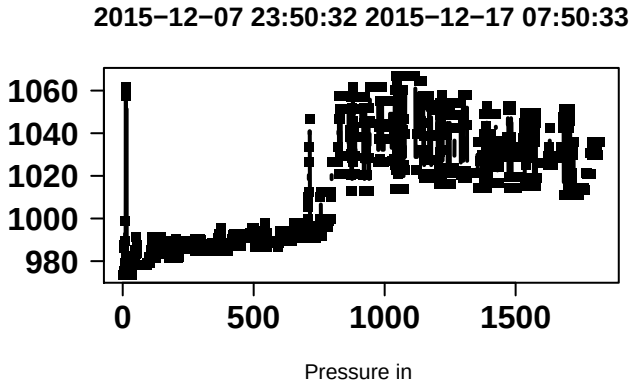
2015−12−07 23:50:32 2015−12−17 07:50:33
1060
1040
1020
1000
980
0
500
1000
1500
Pressure in

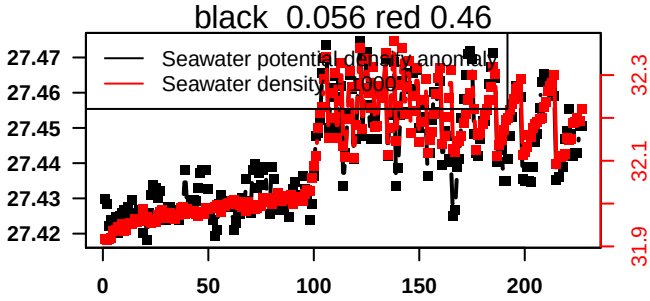
black 0.056 red 0.46
Seawater potential density anomaly
Seawater density at 1000 m
27.47
27.46
27.45
27.44
27.43
27.42
32.3
32.1
31.9
0
50
100
150
200

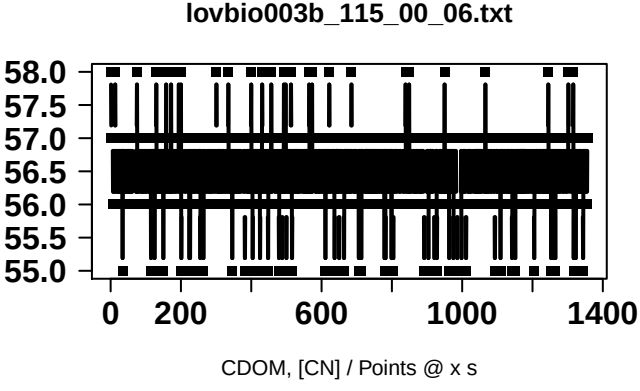
lovbio003b_115_00_06.txt
58.0
57.5
57.0
56.5
56.0
55.5
55.0
0
200
600
1000
1400
CDOM, [CN] / Points @ x s

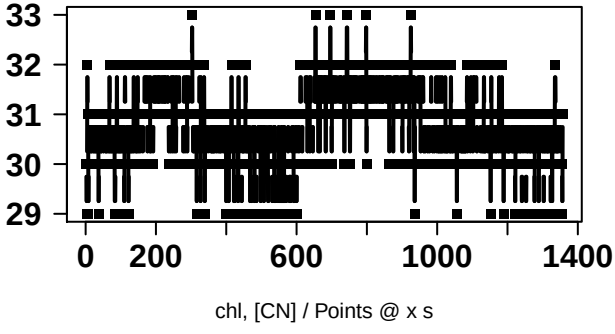
33
32
31
30
29
0
200
600
1000
1400
chl, [CN] / Points @ x s

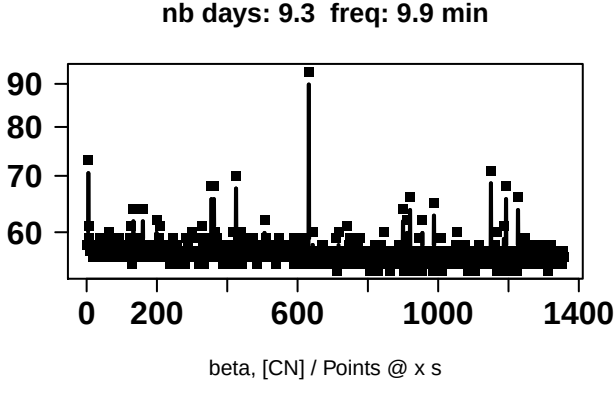
nb days: 9.3 freq: 9.9 min
90
80
70
60
0
200
600
1000
1400
beta, [CN] / Points @ x s

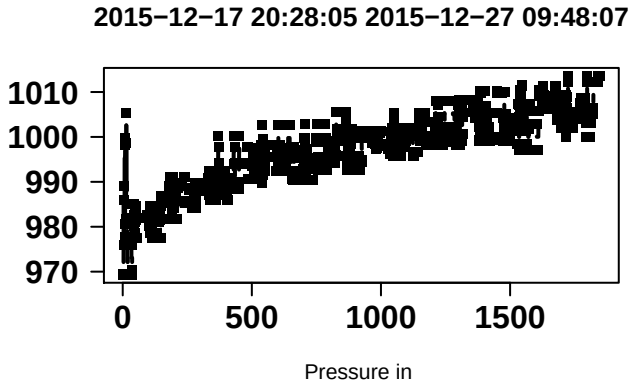
2015−12−17 20:28:05 2015−12−27 09:48:07
1010
1000
990
980
970
0
500
1000
1500
Pressure in

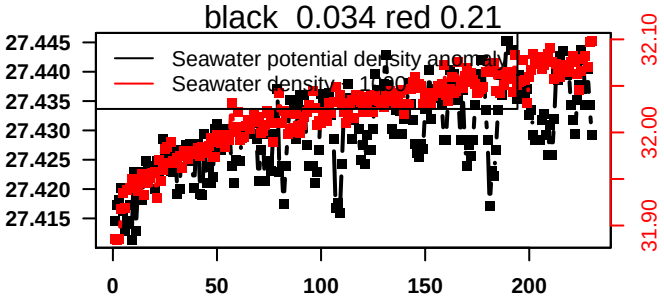
black 0.034 red 0.21
Seawater potential density anomaly
Seawater density - 1000
27.445
27.440
27.435
27.430
27.425
27.420
27.415
32.10
32.00
31.90
0
50
100
150
200

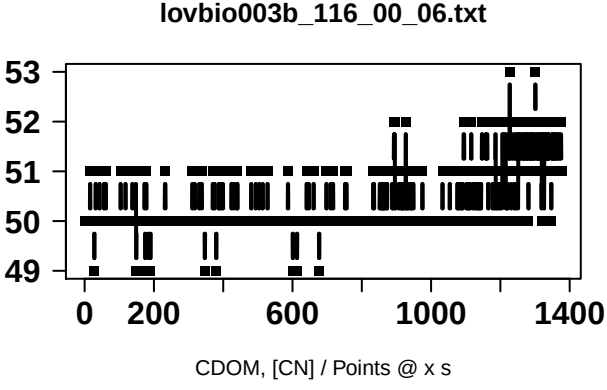
lovbio003b_116_00_06.txt
53
52
51
50
49
0
200
600
1000
1400
CDOM, [CN] / Points @ x s

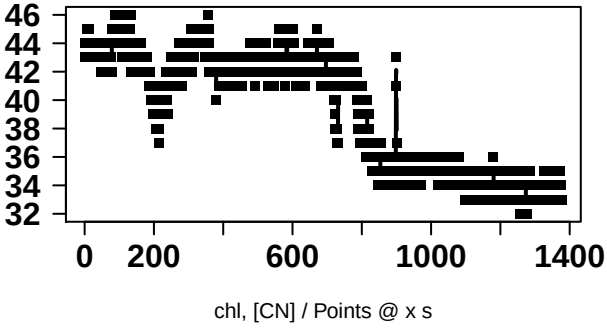
46
44
42
40
38
36
34
32
0
200
600
1000
1400
chl, [CN] / Points @ x s

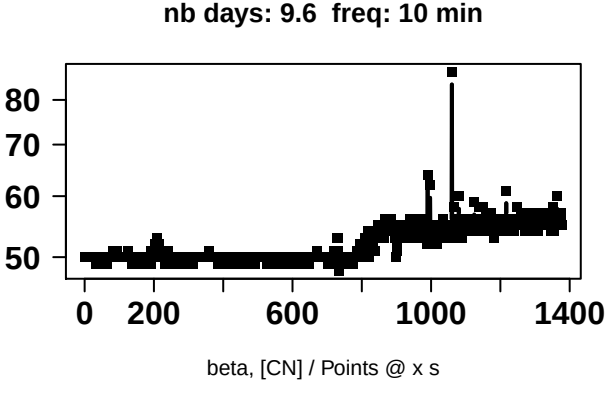
nb days: 9.6 freq: 10 min
80
70
60
50
0
200
600
1000
1400
beta, [CN] / Points @ x s

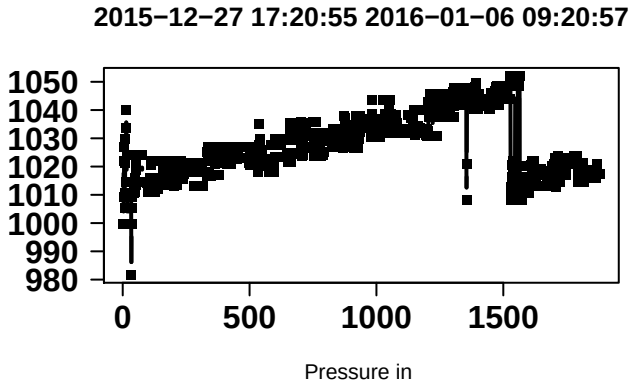
2015−12−27 17:20:55 2016−01−06 09:20:57
1050
1040
1030
1020
1010
1000
990
980
0
500
1000
1500
Pressure in

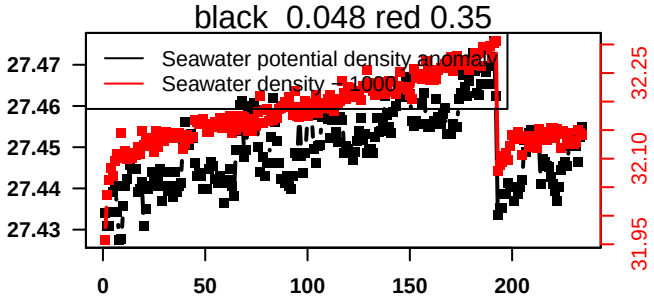
black 0.048 red 0.35
Seawater potential density anomaly
Seawater density - 1000
27.47
27.46
27.45
27.44
27.43
32.25
32.10
31.95
0
50
100
150
200

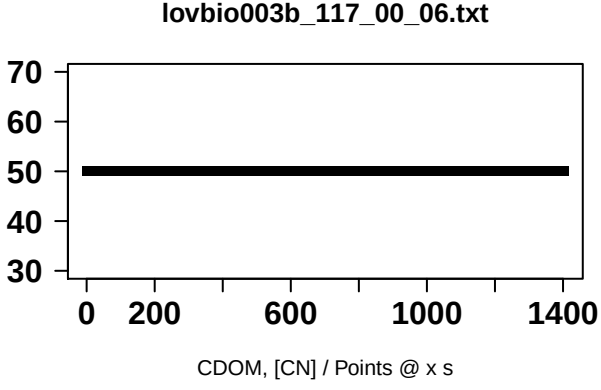
lovbio003b_117_00_06.txt
70
60
50
40
30
0
200
600
1000
1400
CDOM, [CN] / Points @ x s

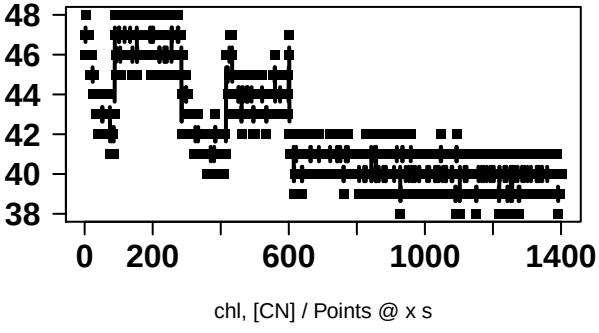
48
46
44
42
40
38
0
200
600
1000
1400
chl, [CN] / Points @ x s

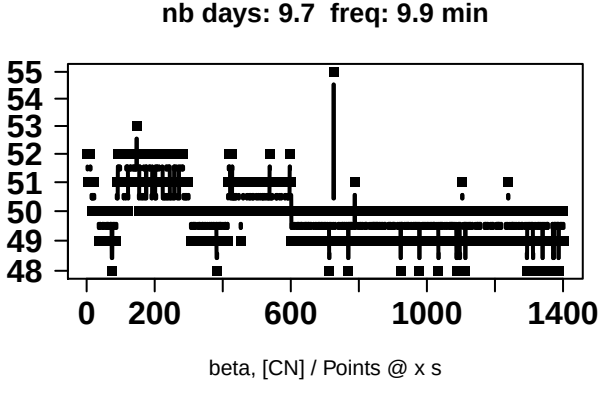
nb days: 9.7 freq: 9.9 min
55
54
53
52
51
50
49
48
0
200
600
1000
1400
beta, [CN] / Points @ x s

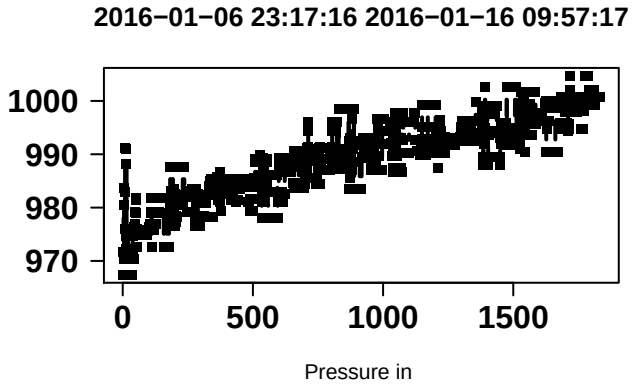
2016−01−06 23:17:16 2016−01−16 09:57:17
1000
990
980
970
0
500
1000
1500
Pressure in

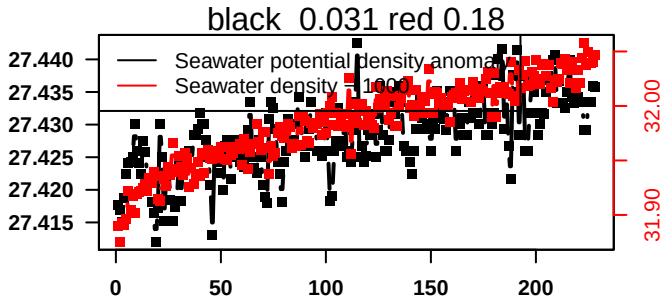
black 0.031 red 0.18
Seawater potential density anomaly
Seawater density - 1000
27.440
27.435
27.430
27.425
27.420
27.415
32.00
31.90
0
50
100
150
200

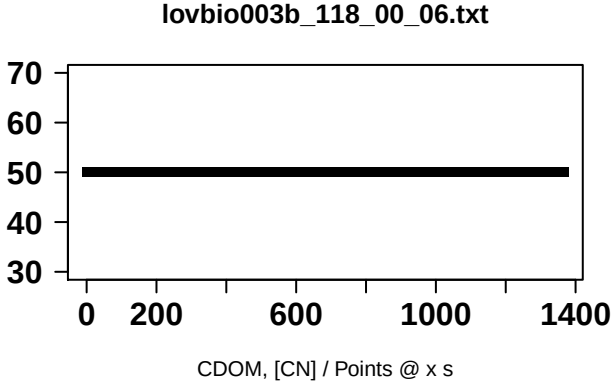
lovbio003b_118_00_06.txt
70
60
50
40
30
0
200
600
1000
1400
CDOM, [CN] / Points @ x s

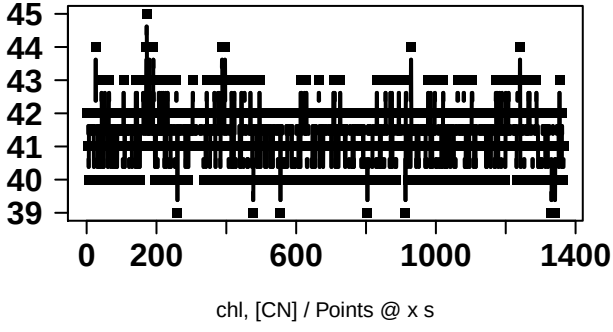
45
44
43
42
41
40
39
0
200
600
1000
1400
chl, [CN] / Points @ x s

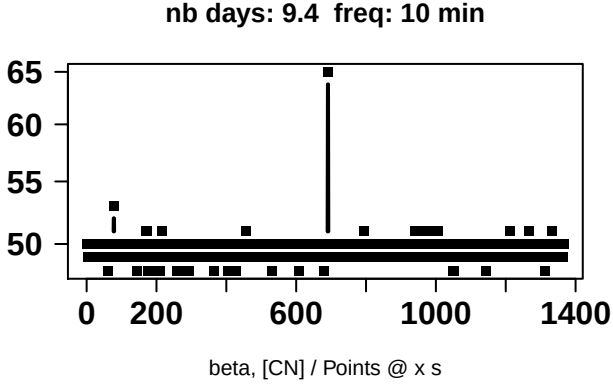
nb days: 9.4 freq: 10 min
65
60
55
50
0
200
600
1000
1400
beta, [CN] / Points @ x s

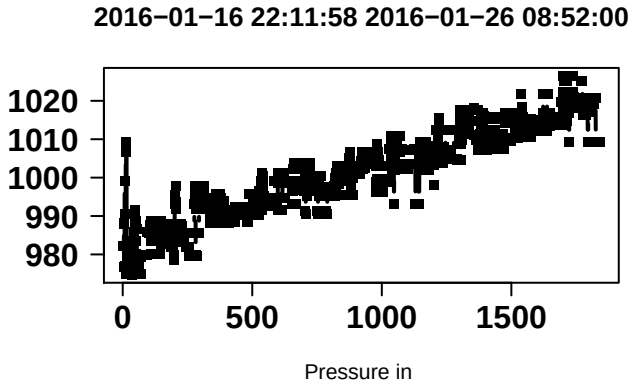
2016−01−16 22:11:58 2016−01−26 08:52:00
1020
1010
1000
990
980
0
500
1000
1500
Pressure in

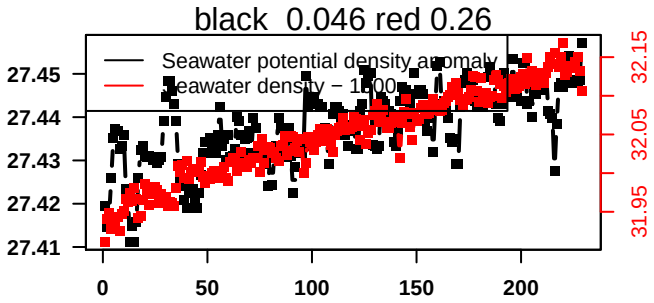
black 0.046 red 0.26
Seawater potential density anomaly
Seawater density − 1000
27.45
27.44
27.43
27.42
27.41
32.15
32.05
31.95
0
50
100
150
200

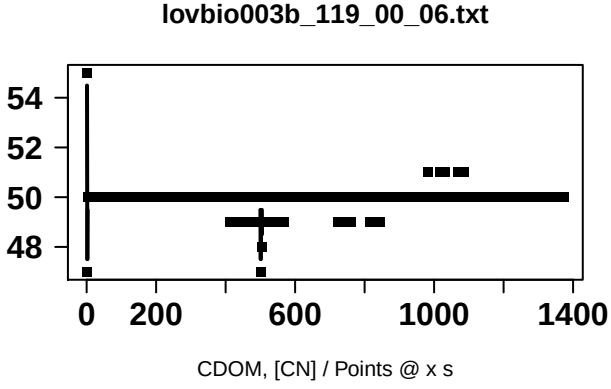
lovbio003b_119_00_06.txt
54
52
50
48
0
200
600
1000
1400
CDOM, [CN] / Points @ x s

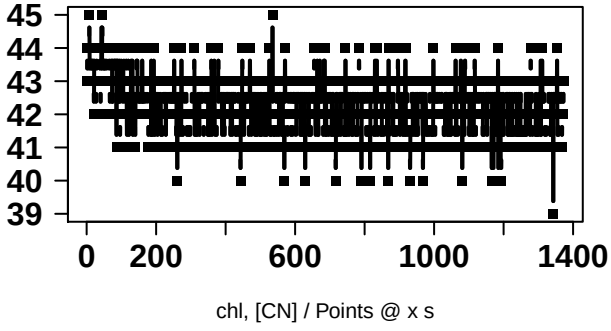
45
44
43
42
41
40
39
0
200
600
1000
1400
chl, [CN] / Points @ x s

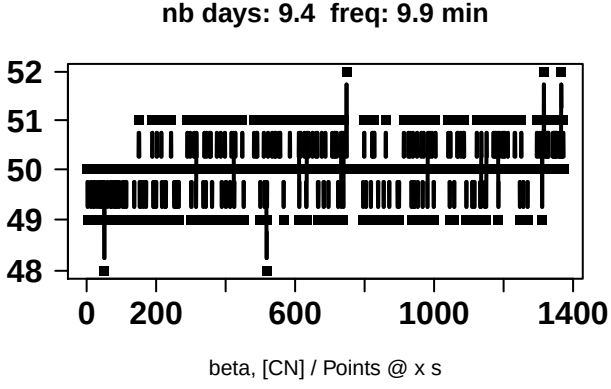
nb days: 9.4 freq: 9.9 min
52
51
50
49
48
0
200
600
1000
1400
beta, [CN] / Points @ x s

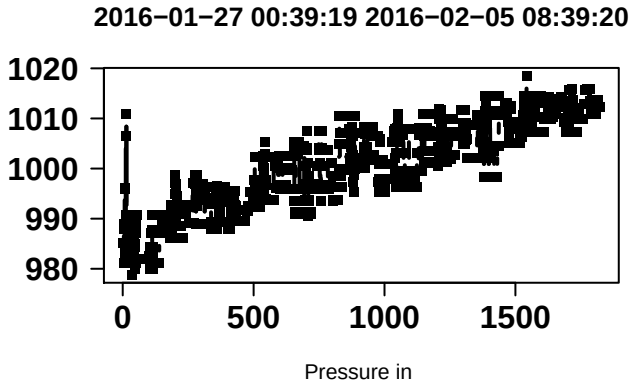
2016−01−27 00:39:19 2016−02−05 08:39:20
1020
1010
1000
990
980
0
500
1000
1500
Pressure in

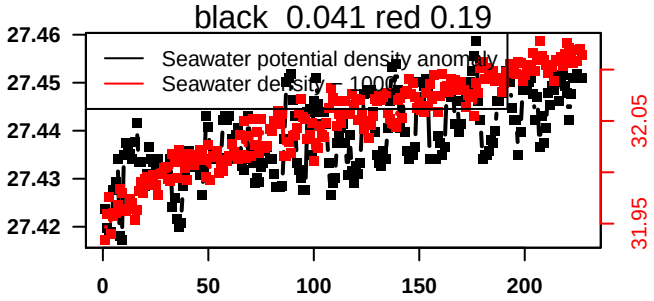
black 0.041 red 0.19
Seawater potential density anomaly
Seawater density − 1000
27.46
27.45
27.44
27.43
27.42
32.05
31.95
0
50
100
150
200

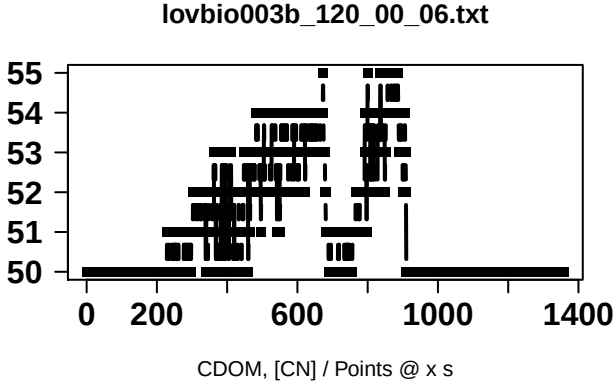
lovbio003b_120_00_06.txt
55
54
53
52
51
50
0
200
600
1000
1400
CDOM, [CN] / Points @ x s

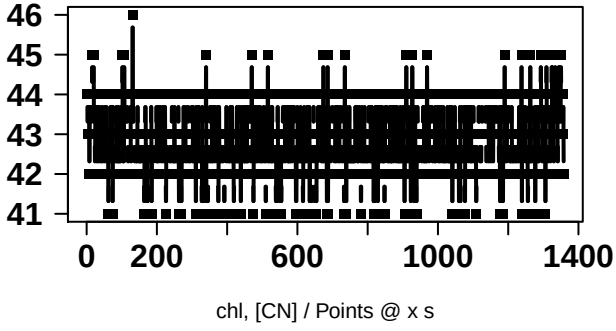
46
45
44
43
42
41
0
200
600
1000
1400
chl, [CN] / Points @ x s

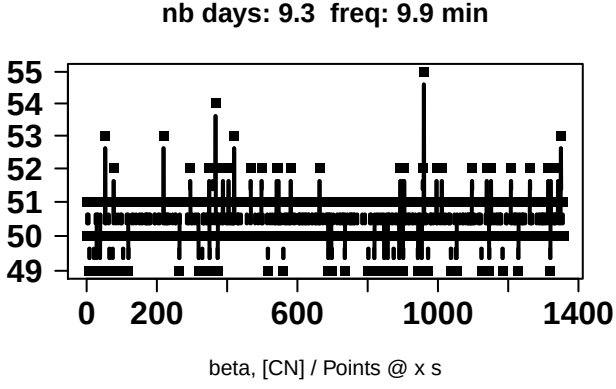
nb days: 9.3 freq: 9.9 min
55
54
53
52
51
50
49
0
200
600
1000
1400
beta, [CN] / Points @ x s

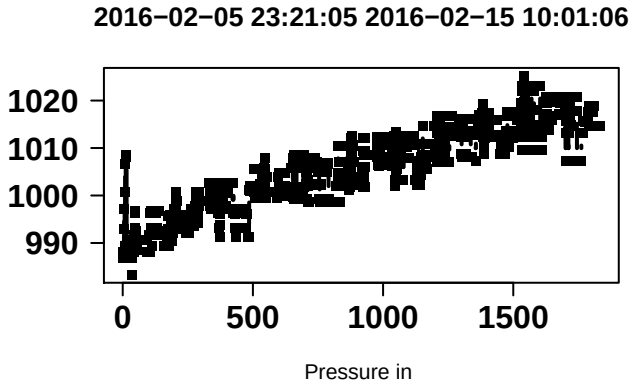
2016−02−05 23:21:05 2016−02−15 10:01:06
1020
1010
1000
990
0
500
1000
1500
Pressure in

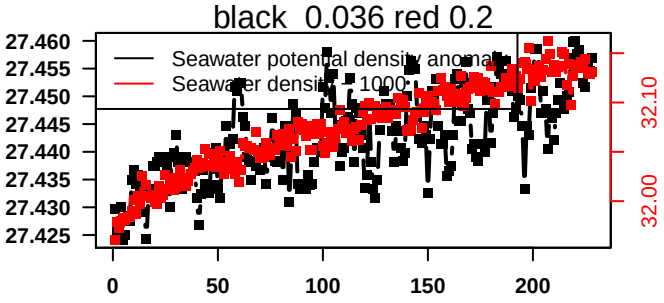
black 0.036 red 0.2
Seawater potential density anomaly
Seawater density - 1000
27.460
27.455
27.450
27.445
27.440
27.435
27.430
27.425
32.10
32.00
0
50
100
150
200

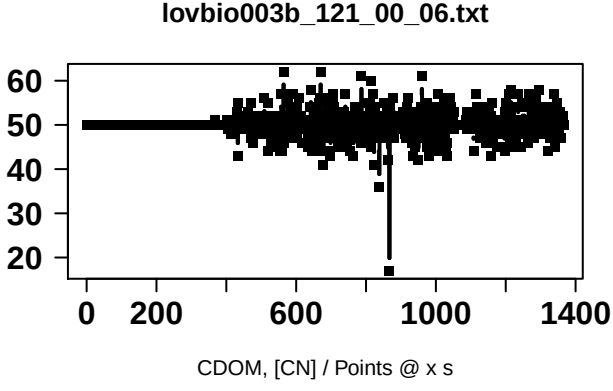
lovbio003b_121_00_06.txt
60
50
40
30
20
0
200
600
1000
1400
CDOM, [CN] / Points @ x s

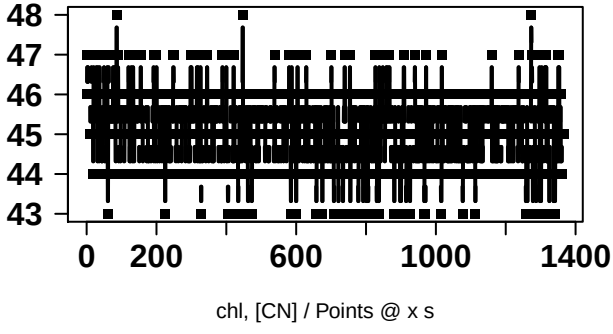
48
47
46
45
44
43
0
200
600
1000
1400
chl, [CN] / Points @ x s

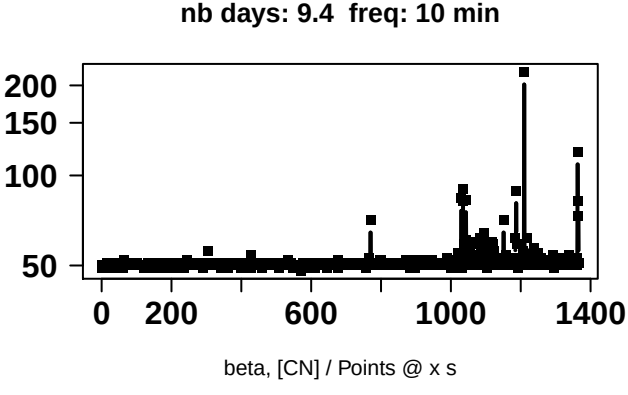
nb days: 9.4 freq: 10 min
200
150
100
50
0
200
600
1000
1400
beta, [CN] / Points @ x s

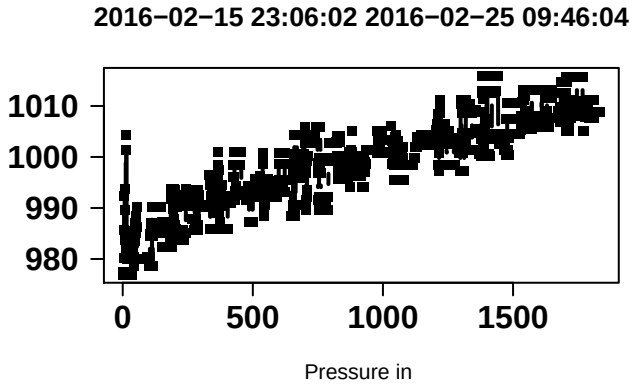
2016−02−15 23:06:02 2016−02−25 09:46:04
1010
1000
990
980
0
500
1000
1500
Pressure in

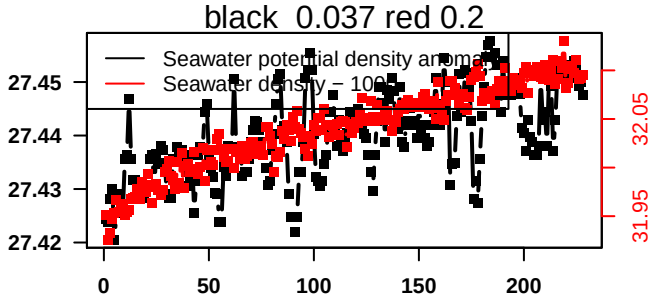
black 0.037 red 0.2
Seawater potential density anomaly
Seawater density − 1000
27.45
27.44
27.43
27.42
32.05
31.95
0
50
100
150
200

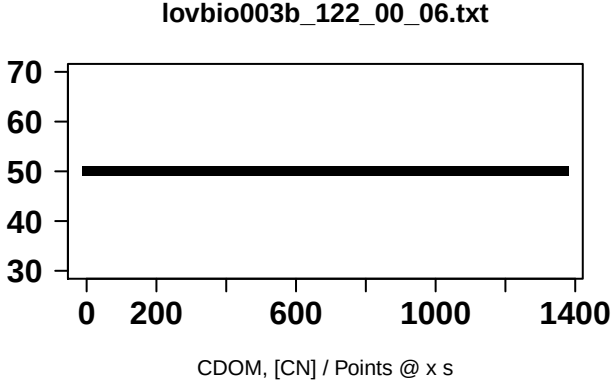
lovbio003b_122_00_06.txt
70
60
50
40
30
0
200
600
1000
1400
CDOM, [CN] / Points @ x s

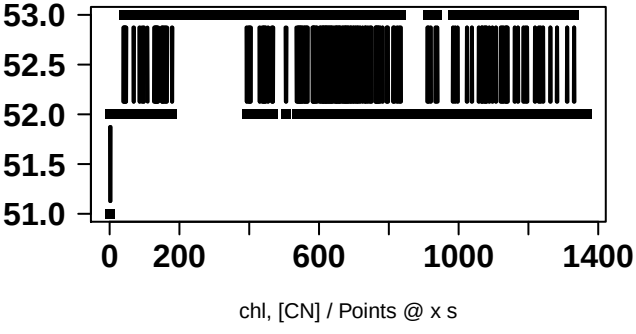
53.0
52.5
52.0
51.5
51.0
0
200
600
1000
1400
chl, [CN] / Points @ x s

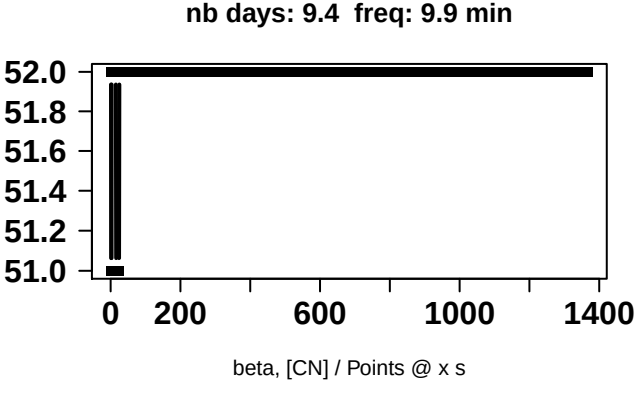
nb days: 9.4 freq: 9.9 min
52.0
51.8
51.6
51.4
51.2
51.0
0
200
600
1000
1400
beta, [CN] / Points @ x s

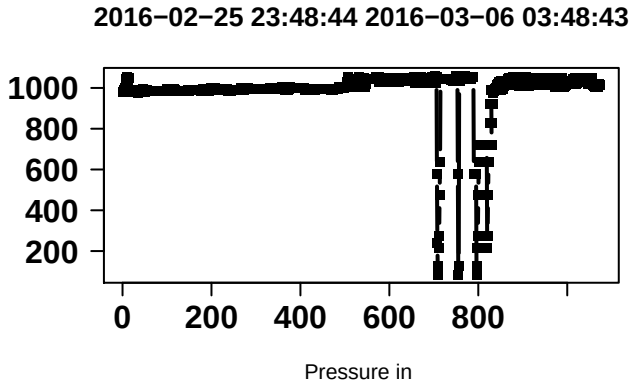
2016−02−25 23:48:44 2016−03−06 03:48:43
1000
800
600
400
200
0
200
400
600
800
Pressure in

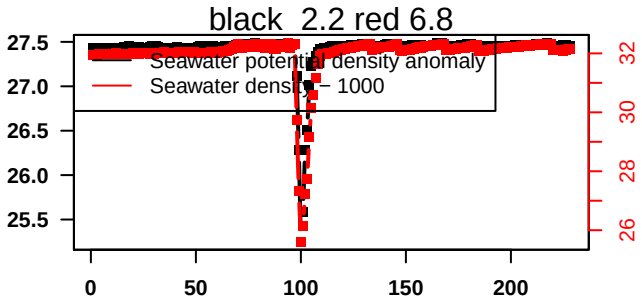
black 2.2 red 6.8
Seawater potential density anomaly
Seawater density − 1000
27.5
27.0
26.5
26.0
25.5
32
30
28
26
0
50
100
150
200

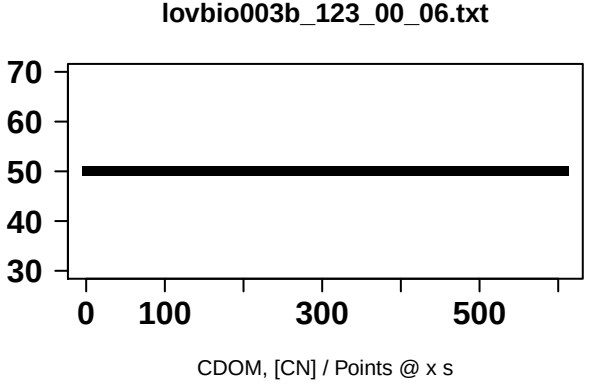
lovbio003b_123_00_06.txt
70
60
50
40
30
0
100
300
500
CDOM, [CN] / Points @ x s

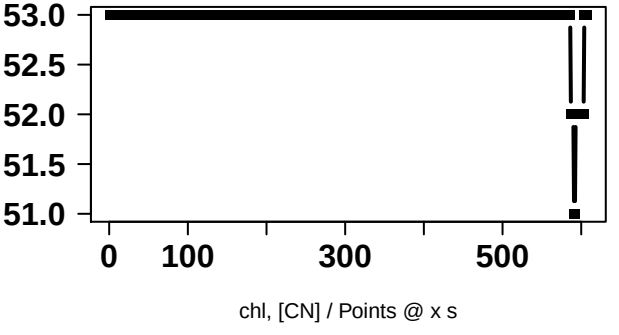
53.0
52.5
52.0
51.5
51.0
0
100
300
500
chl, [CN] / Points @ x s

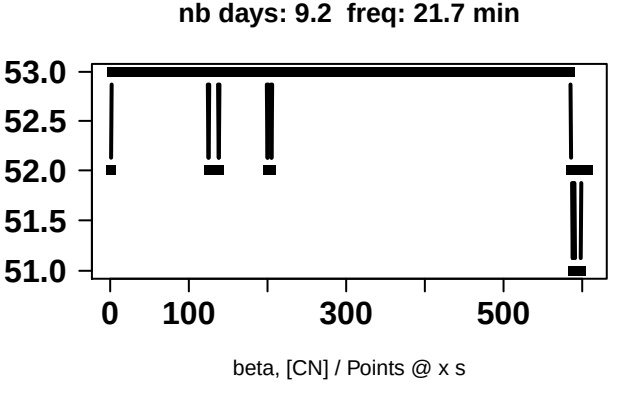
nb days: 9.2 freq: 21.7 min
53.0
52.5
52.0
51.5
51.0
0
100
300
500
beta, [CN] / Points @ x s