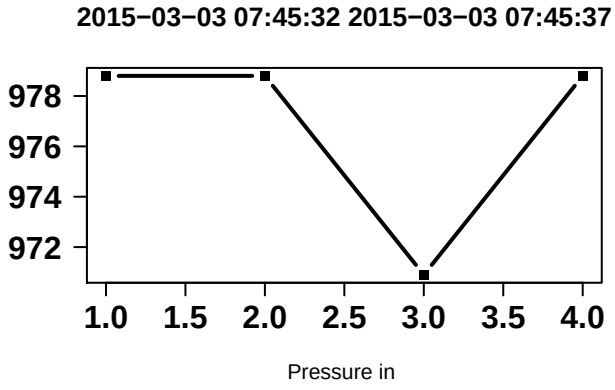
2015−03−03 07:45:32 2015−03−03 07:45:37
978
976
974
972
1.0
1.5
2.0
2.5
3.0
3.5
4.0
Pressure in

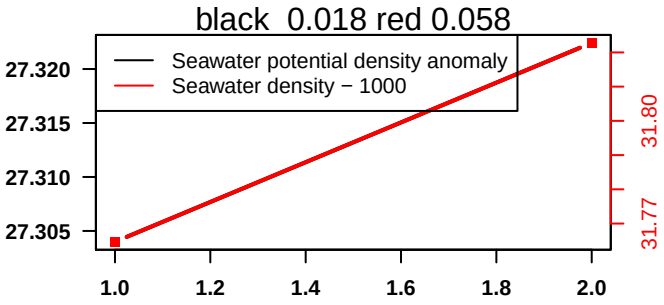
black 0.018 red 0.058
Seawater potential density anomaly
Seawater density − 1000
27.320
27.315
27.310
27.305
31.80
31.77
1.0
1.2
1.4
1.6
1.8
2.0

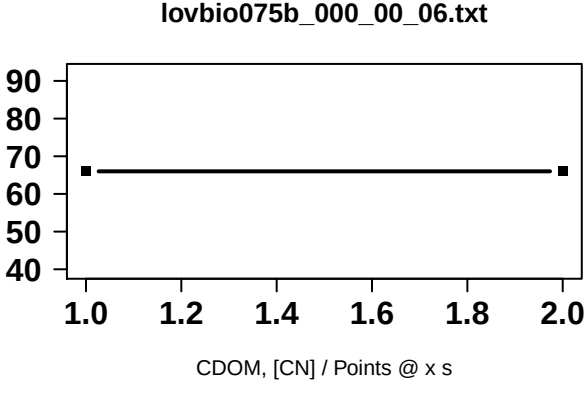
lovbio075b_000_00_06.txt
90
80
70
60
50
40
1.0
1.2
1.4
1.6
1.8
2.0
CDOM, [CN] / Points @ x s

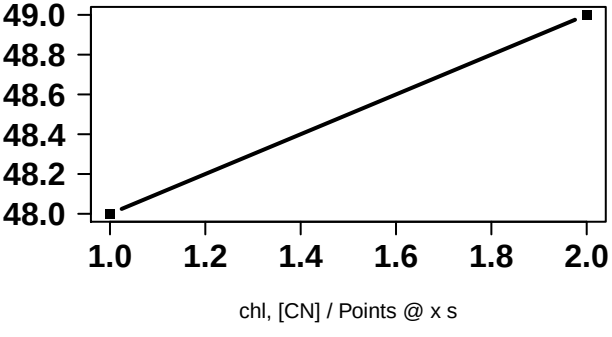
49.0
48.8
48.6
48.4
48.2
48.0
1.0
1.2
1.4
1.6
1.8
2.0
chl, [CN] / Points @ x s

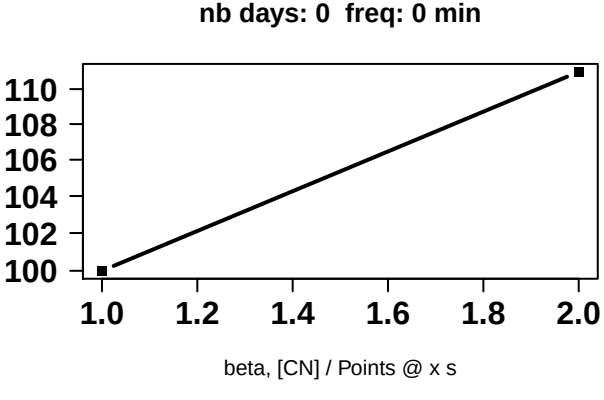
nb days: 0 freq: 0 min
110
108
106
104
102
100
1.0
1.2
1.4
1.6
1.8
2.0
beta, [CN] / Points @ x s

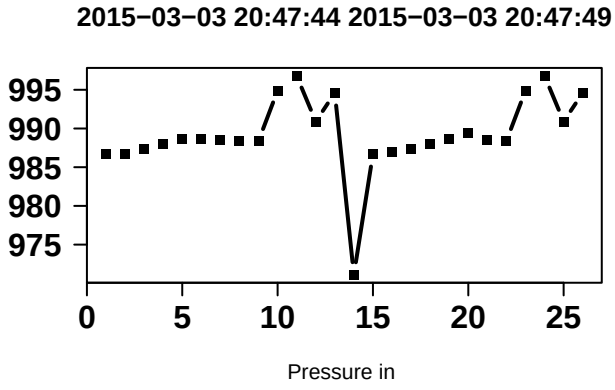
2015−03−03 20:47:44 2015−03−03 20:47:49
995
990
985
980
975
0
5
10
15
20
25
Pressure in

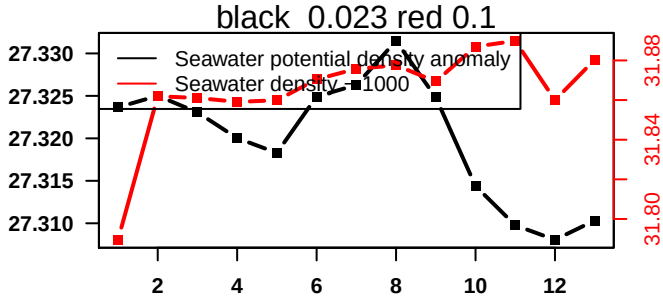
black 0.023 red 0.1
Seawater potential density anomaly
Seawater density −1000
27.330
27.325
27.320
27.315
27.310
31.88
31.84
31.80
2
4
6
8
10
12

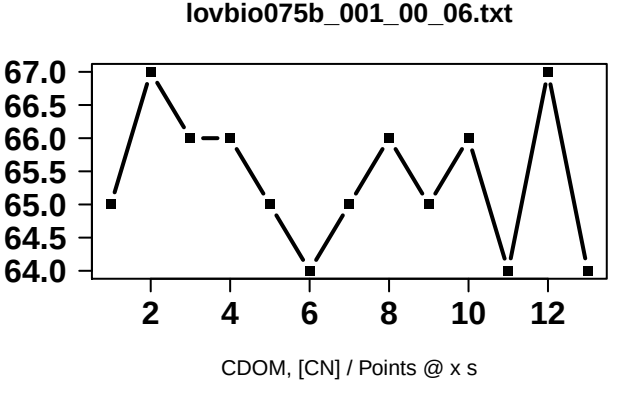
lovbio075b_001_00_06.txt
67.0
66.5
66.0
65.5
65.0
64.5
64.0
2
4
6
8
10
12
CDOM, [CN] / Points @ x s

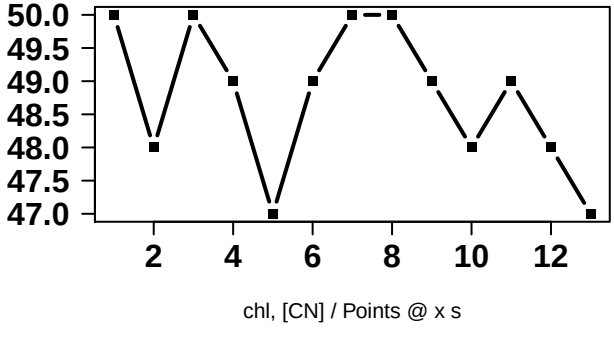
50.0
49.5
49.0
48.5
48.0
47.5
47.0
2
4
6
8
10
12
chl, [CN] / Points @ x s

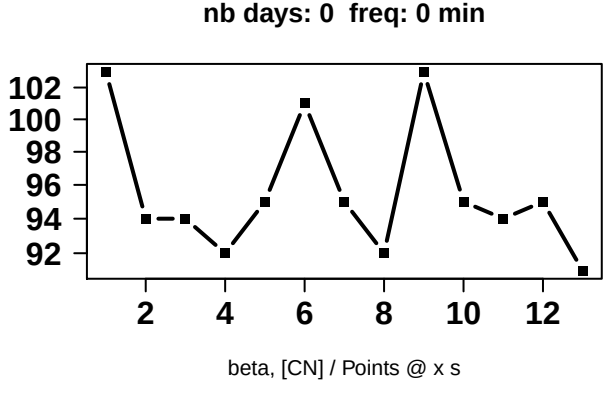
nb days: 0 freq: 0 min
102
100
98
96
94
92
2
4
6
8
10
12
beta, [CN] / Points @ x s

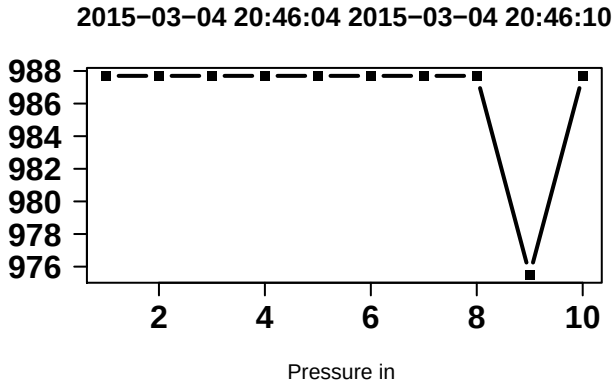
2015−03−04 20:46:04 2015−03−04 20:46:10
988
986
984
982
980
978
976
2
4
6
8
10
Pressure in

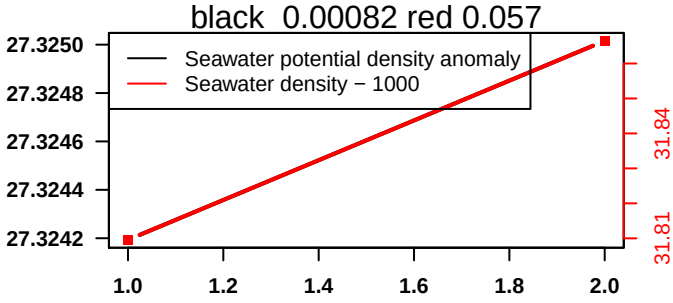
black 0.00082 red 0.057
Seawater potential density anomaly
Seawater density − 1000
27.3250
27.3248
27.3246
27.3244
27.3242
31.84
31.81
1.0
1.2
1.4
1.6
1.8
2.0

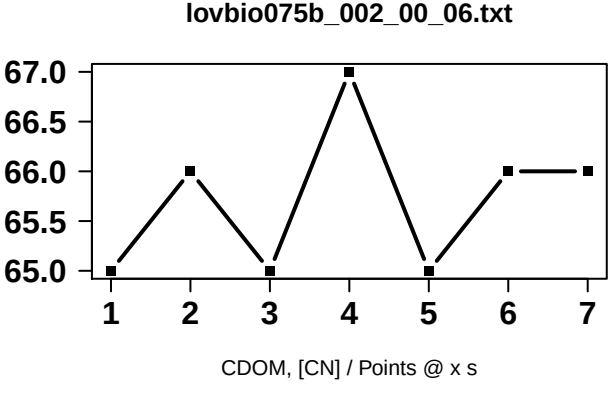
lovbio075b_002_00_06.txt
67.0
66.5
66.0
65.5
65.0
1
2
3
4
5
6
7
CDOM, [CN] / Points @ x s

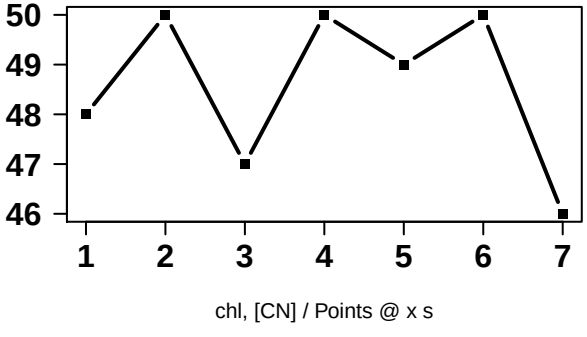
50
49
48
47
46
1
2
3
4
5
6
7
chl, [CN] / Points @ x s

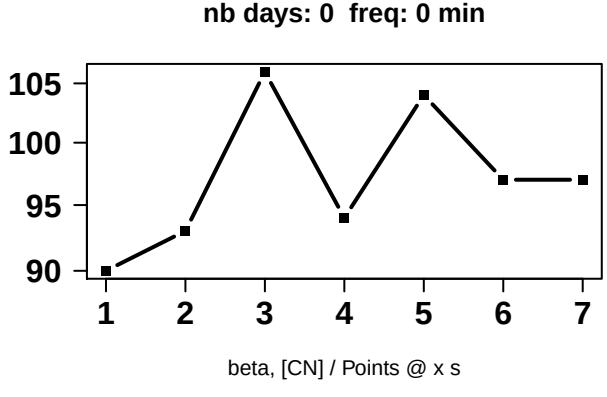
nb days: 0 freq: 0 min
105
100
95
90
1
2
3
4
5
6
7
beta, [CN] / Points @ x s

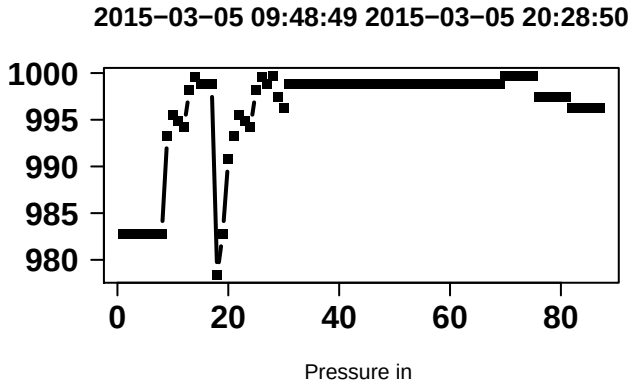
2015−03−05 09:48:49 2015−03−05 20:28:50
1000
995
990
985
980
0
20
40
60
80
Pressure in

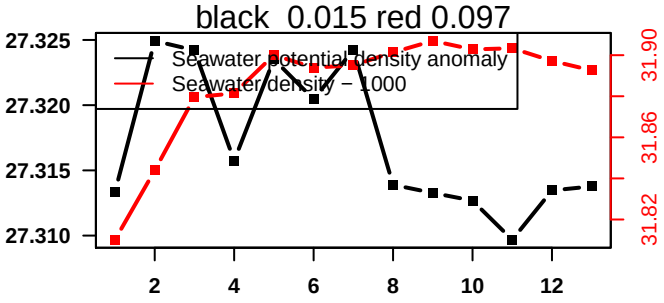
black 0.015 red 0.097
Seawater potential density anomaly
Seawater density − 1000
27.325
27.320
27.315
27.310
31.90
31.86
31.82
2
4
6
8
10
12

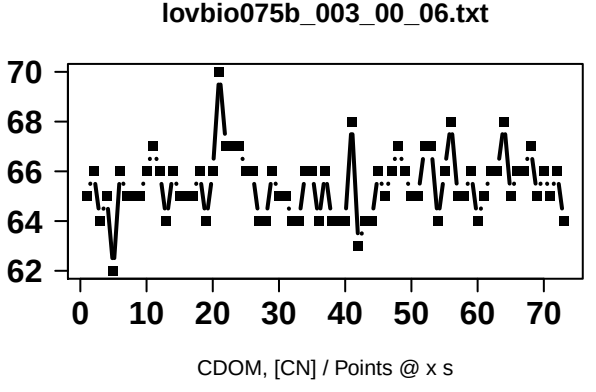
lovbio075b_003_00_06.txt
70
68
66
64
62
0
10
20
30
40
50
60
70
CDOM, [CN] / Points @ x s

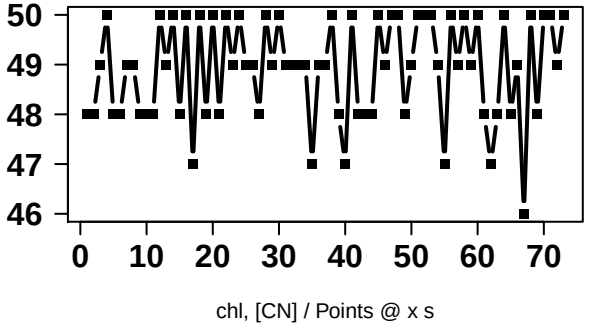
50
49
48
47
46
0
10
20
30
40
50
60
70
chl, [CN] / Points @ x s

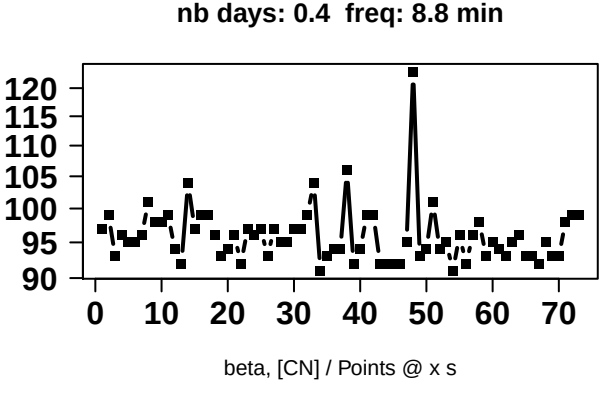
nb days: 0.4 freq: 8.8 min
120
115
110
105
100
95
90
0
10
20
30
40
50
60
70
beta, [CN] / Points @ x s

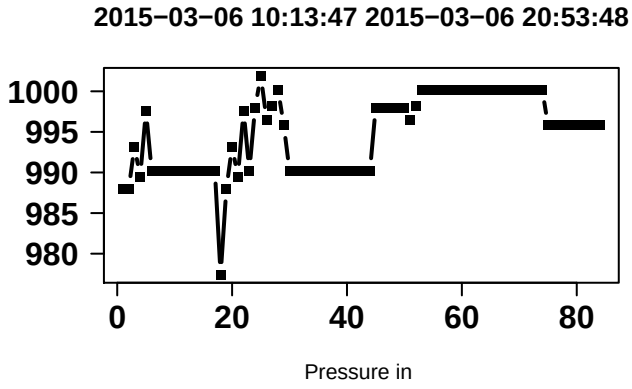
2015−03−06 10:13:47 2015−03−06 20:53:48
1000
995
990
985
980
0
20
40
60
80
Pressure in

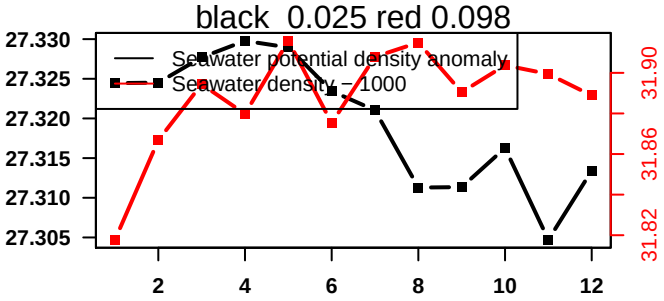
black 0.025 red 0.098
Seawater potential density anomaly
Seawater density − 1000
27.330
27.325
27.320
27.315
27.310
27.305
31.90
31.86
31.82
2
4
6
8
10
12

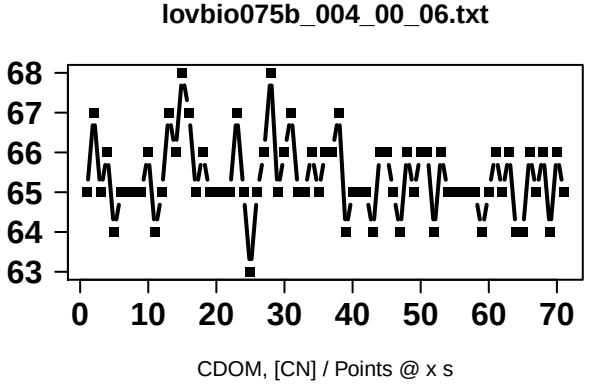
lovbio075b_004_00_06.txt
68
67
66
65
64
63
0
10
20
30
40
50
60
70
CDOM, [CN] / Points @ x s

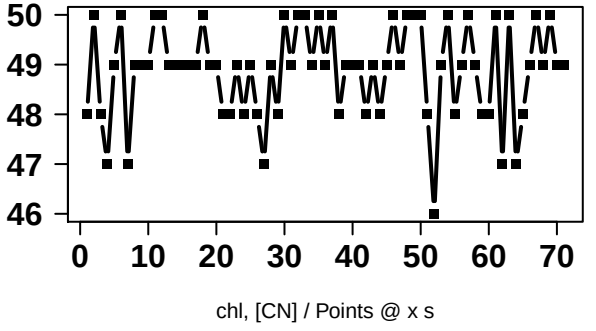
50
49
48
47
46
0
10
20
30
40
50
60
70
chl, [CN] / Points @ x s

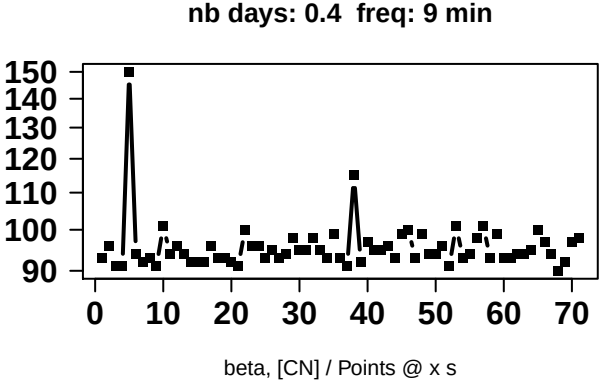
nb days: 0.4 freq: 9 min
150
140
130
120
110
100
90
0
10
20
30
40
50
60
70
beta, [CN] / Points @ x s

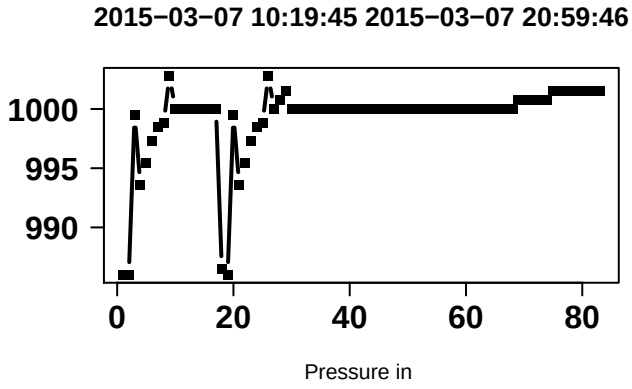
2015−03−07 10:19:45 2015−03−07 20:59:46
1000
995
990
0
20
40
60
80
Pressure in

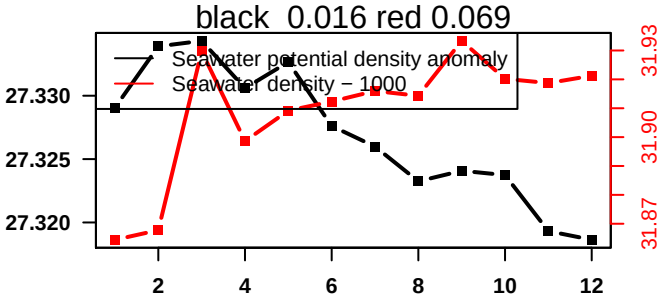
black 0.016 red 0.069
Seawater potential density anomaly
Seawater density − 1000
27.330
27.325
27.320
31.93
31.90
31.87
2
4
6
8
10
12

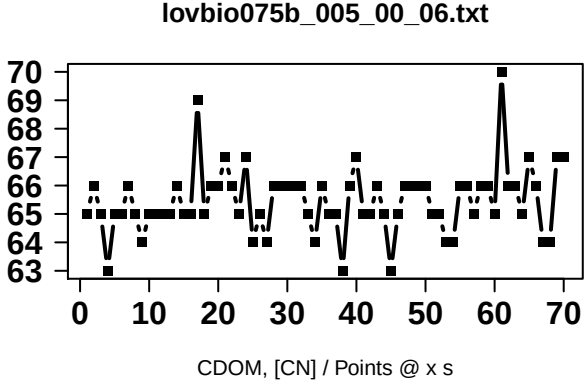
lovbio075b_005_00_06.txt
70
69
68
67
66
65
64
63
0
10
20
30
40
50
60
70
CDOM, [CN] / Points @ x s

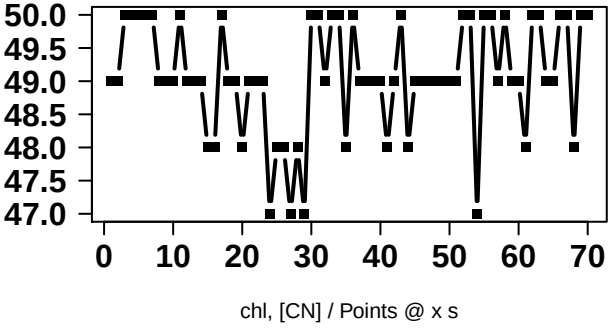
50.0
49.5
49.0
48.5
48.0
47.5
47.0
0
10
20
30
40
50
60
70
chl, [CN] / Points @ x s

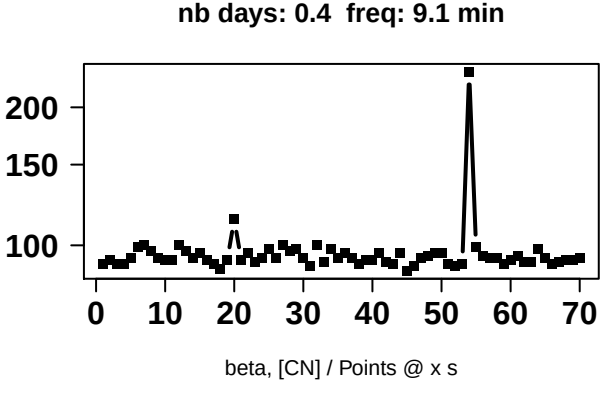
nb days: 0.4 freq: 9.1 min
200
150
100
0
10
20
30
40
50
60
70
beta, [CN] / Points @ x s

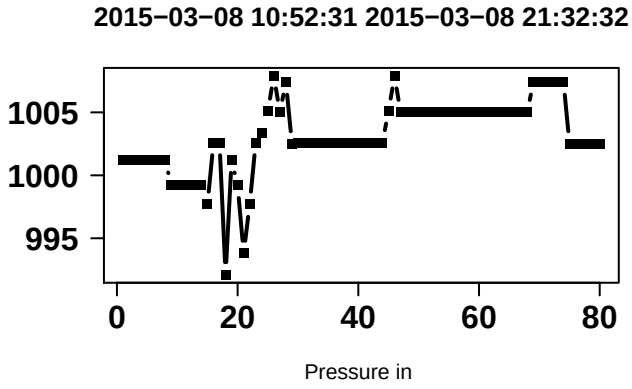
2015−03−08 10:52:31 2015−03−08 21:32:32
1005
1000
995
0
20
40
60
80
Pressure in

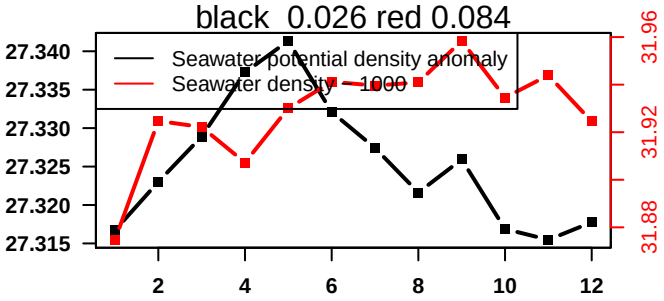
black 0.026 red 0.084
Seawater potential density anomaly
Seawater density − 1000
27.340
27.335
27.330
27.325
27.320
27.315
31.96
31.92
31.88
2
4
6
8
10
12

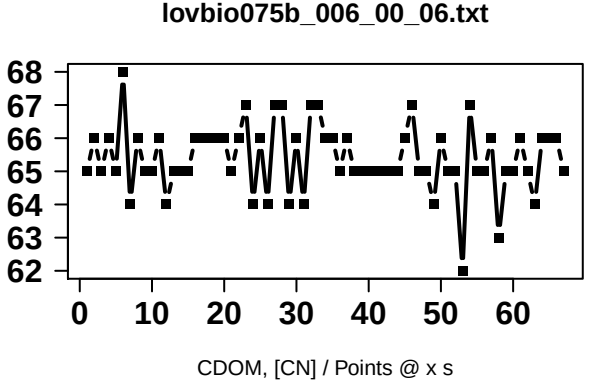
lovbio075b_006_00_06.txt
68
67
66
65
64
63
62
0
10
20
30
40
50
60
CDOM, [CN] / Points @ x s

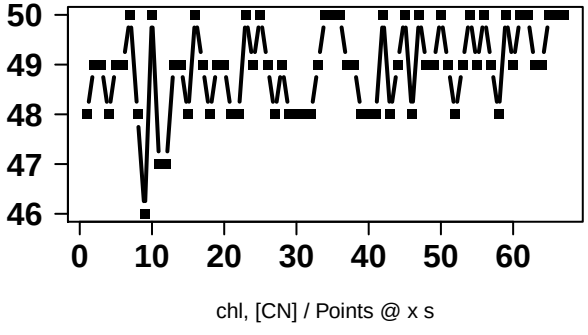
50
49
48
47
46
0
10
20
30
40
50
60
chl, [CN] / Points @ x s

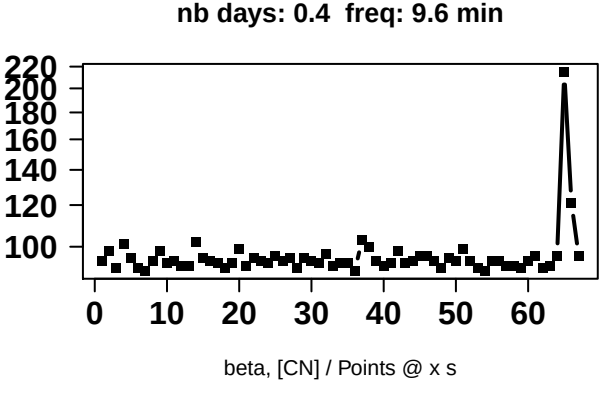
nb days: 0.4 freq: 9.6 min
220
200
180
160
140
120
100
0
10
20
30
40
50
60
beta, [CN] / Points @ x s

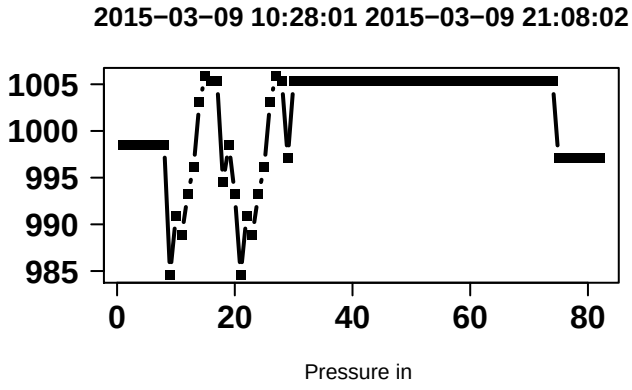
2015−03−09 10:28:01 2015−03−09 21:08:02
1005
1000
995
990
985
0
20
40
60
80
Pressure in

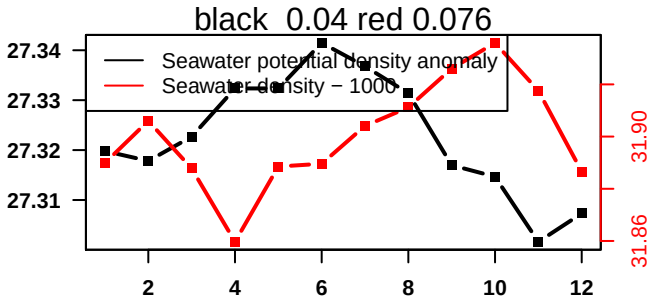
black 0.04 red 0.076
Seawater potential density anomaly
Seawater density − 1000
27.34
27.33
27.32
27.31
31.90
31.86
2
4
6
8
10
12

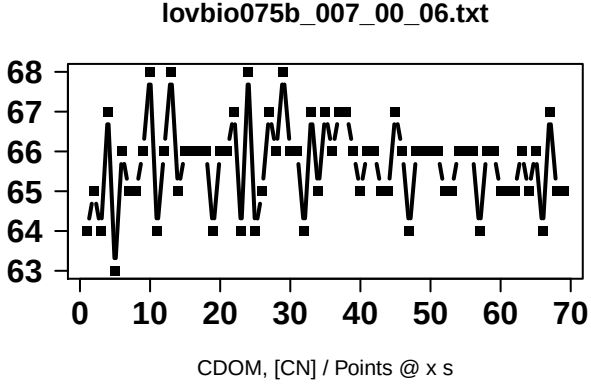
lovbio075b_007_00_06.txt
68
67
66
65
64
63
0
10
20
30
40
50
60
70
CDOM, [CN] / Points @ x s

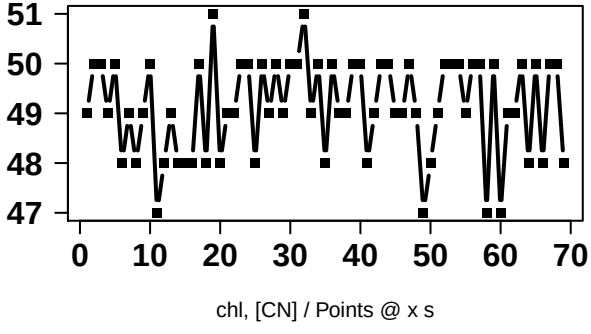
51
50
49
48
47
0
10
20
30
40
50
60
70
chl, [CN] / Points @ x s

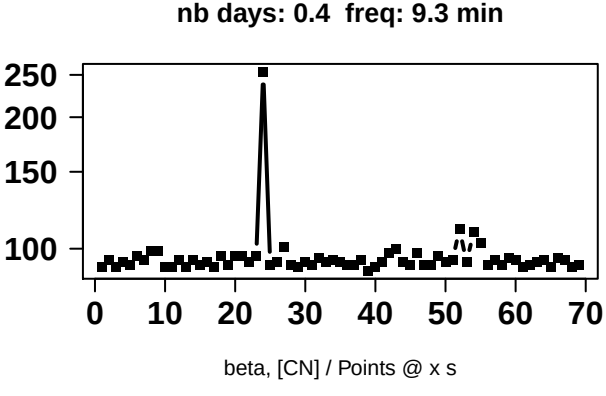
nb days: 0.4 freq: 9.3 min
250
200
150
100
0
10
20
30
40
50
60
70
beta, [CN] / Points @ x s

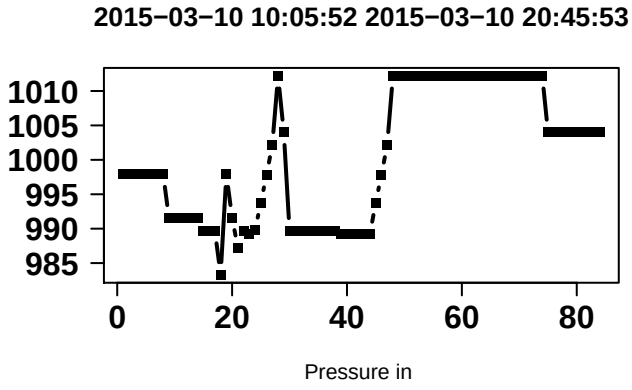
2015−03−10 10:05:52 2015−03−10 20:45:53
1010
1005
1000
995
990
985
0
20
40
60
80
Pressure in

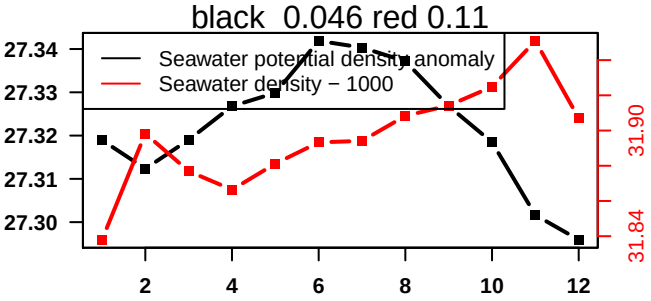
black 0.046 red 0.11
Seawater potential density anomaly
Seawater density − 1000
27.34
27.33
27.32
27.31
27.30
31.90
31.84
2
4
6
8
10
12

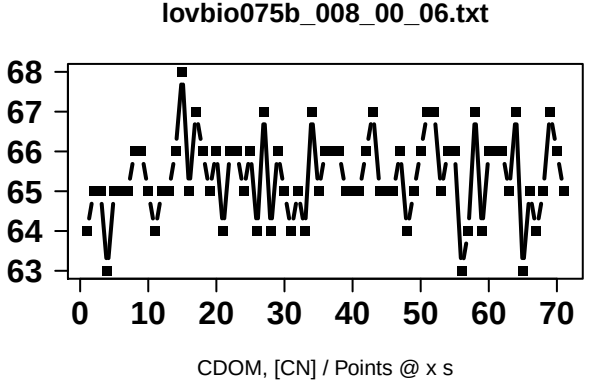
lovbio075b_008_00_06.txt
68
67
66
65
64
63
0
10
20
30
40
50
60
70
CDOM, [CN] / Points @ x s

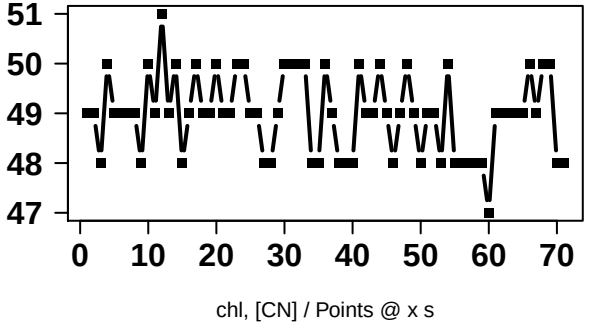
51
50
49
48
47
0
10
20
30
40
50
60
70
chl, [CN] / Points @ x s

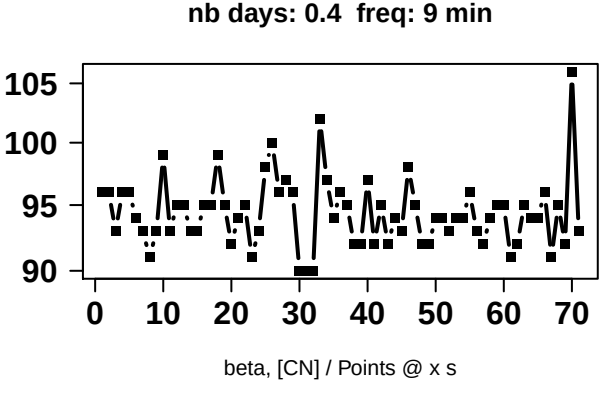
nb days: 0.4 freq: 9 min
105
100
95
90
0
10
20
30
40
50
60
70
beta, [CN] / Points @ x s

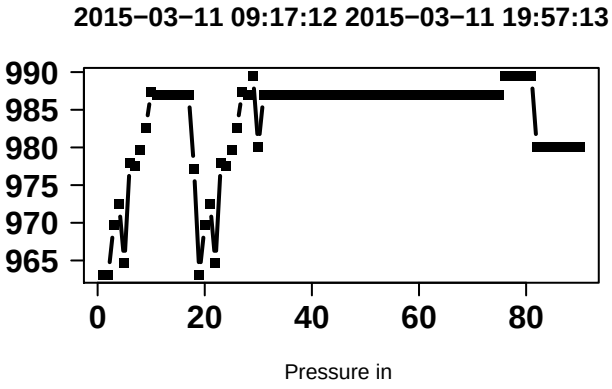
2015−03−11 09:17:12 2015−03−11 19:57:13
990
985
980
975
970
965
0
20
40
60
80
Pressure in

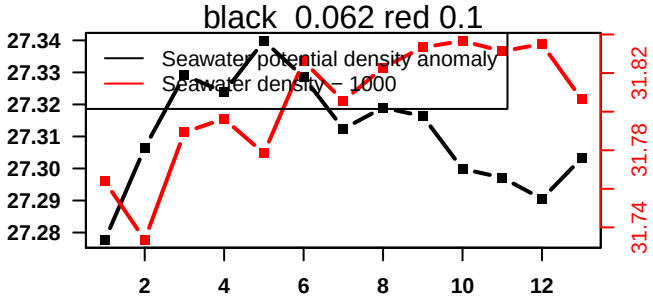
black 0.062 red 0.1
Seawater potential density anomaly
Seawater density − 1000
27.34
27.33
27.32
27.31
27.30
27.29
27.28
31.82
31.78
31.74
2
4
6
8
10
12

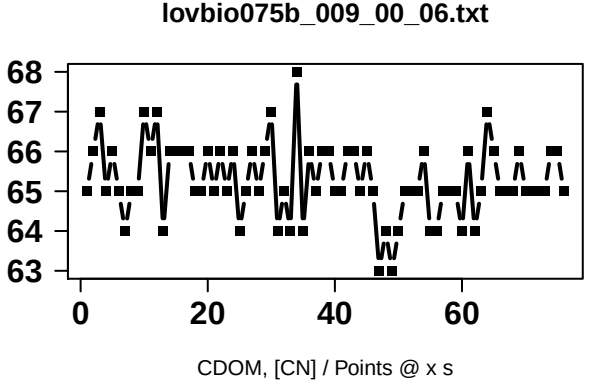
lovbio075b_009_00_06.txt
68
67
66
65
64
63
0
20
40
60
CDOM, [CN] / Points @ x s

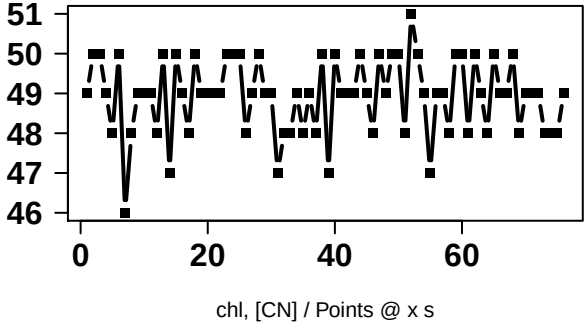
51
50
49
48
47
46
0
20
40
60
chl, [CN] / Points @ x s

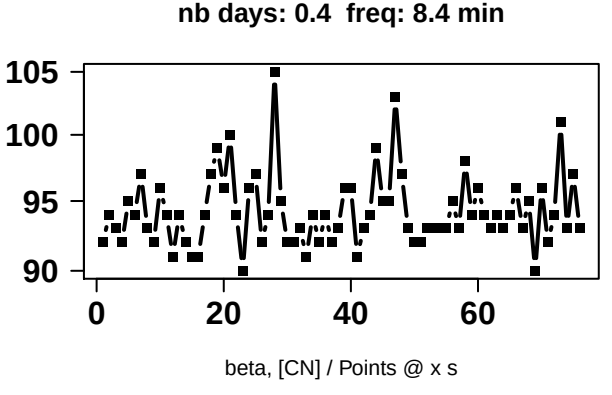
nb days: 0.4 freq: 8.4 min
105
100
95
90
0
20
40
60
beta, [CN] / Points @ x s

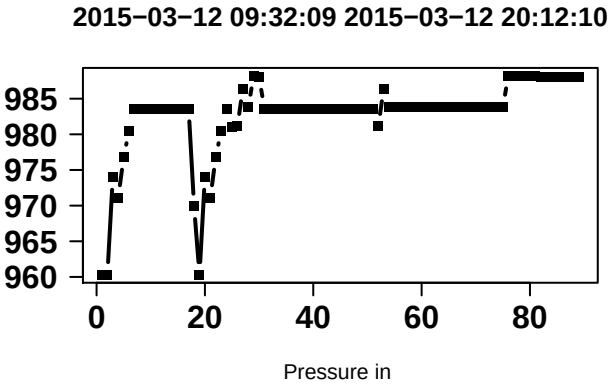
2015−03−12 09:32:09 2015−03−12 20:12:10
985
980
975
970
965
960
0
20
40
60
80
Pressure in

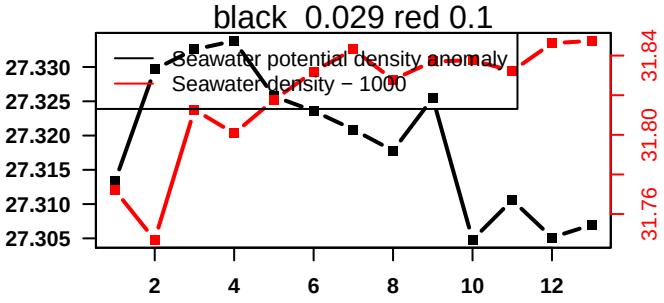
black 0.029 red 0.1
Seawater potential density anomaly
Seawater density − 1000
27.330
27.325
27.320
27.315
27.310
27.305
31.84
31.80
31.76
2
4
6
8
10
12

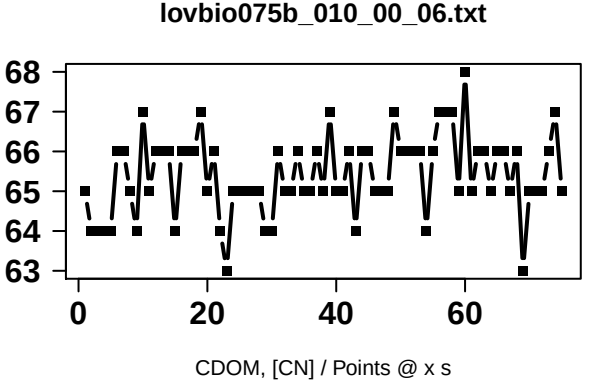
lovbio075b_010_00_06.txt
68
67
66
65
64
63
0
20
40
60
CDOM, [CN] / Points @ x s

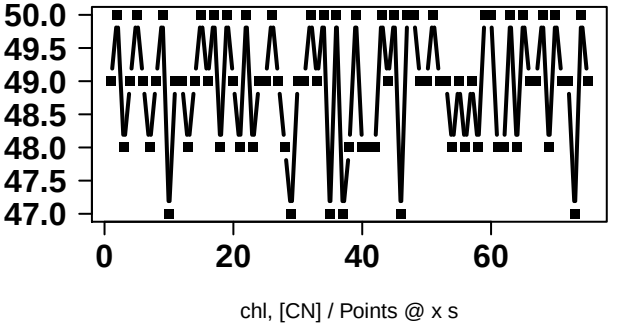
50.0
49.5
49.0
48.5
48.0
47.5
47.0
0
20
40
60
chl, [CN] / Points @ x s

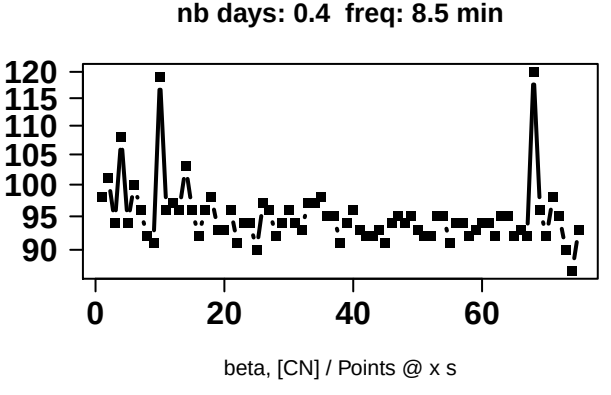
nb days: 0.4 freq: 8.5 min
120
115
110
105
100
95
90
0
20
40
60
beta, [CN] / Points @ x s

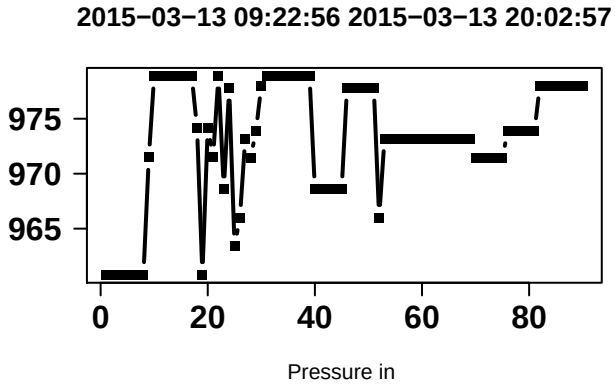
2015−03−13 09:22:56 2015−03−13 20:02:57
975
970
965
0
20
40
60
80
Pressure in

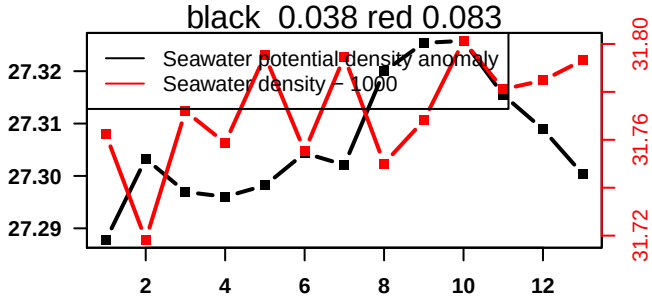
black 0.038 red 0.083
Seawater potential density anomaly
Seawater density − 1000
27.32
27.31
27.30
27.29
31.80
31.76
31.72
2
4
6
8
10
12

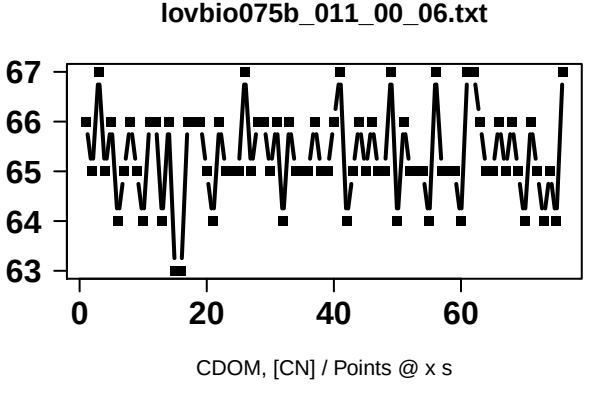
lovbio075b_011_00_06.txt
67
66
65
64
63
0
20
40
60
CDOM, [CN] / Points @ x s

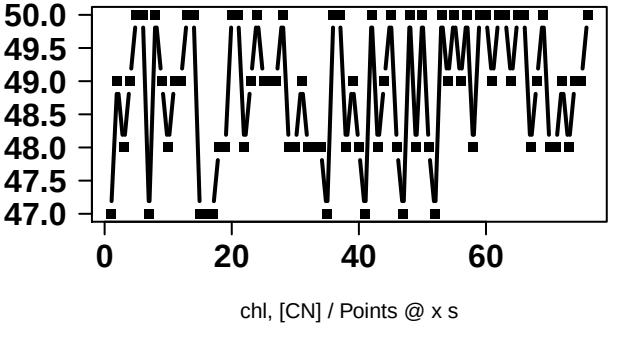
50.0
49.5
49.0
48.5
48.0
47.5
47.0
0
20
40
60
chl, [CN] / Points @ x s

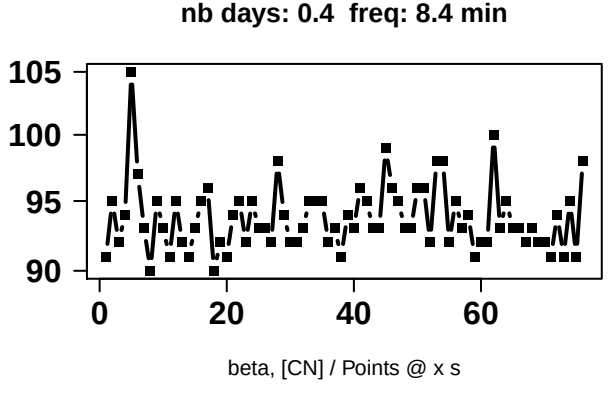
nb days: 0.4 freq: 8.4 min
105
100
95
90
0
20
40
60
beta, [CN] / Points @ x s

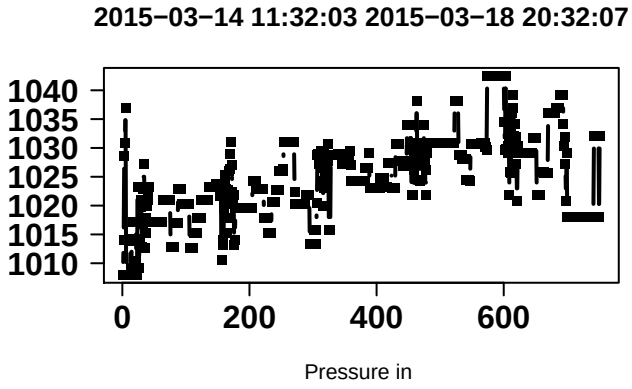
2015−03−14 11:32:03 2015−03−18 20:32:07
1040
1035
1030
1025
1020
1015
1010
0
200
400
600
Pressure in

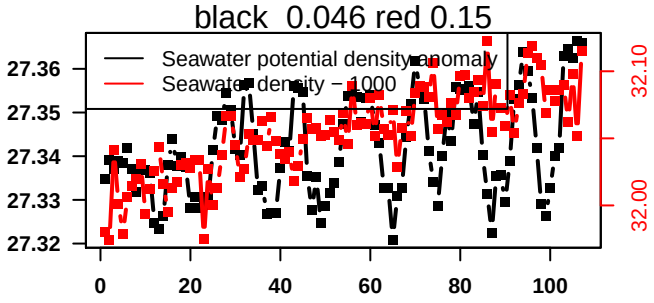
black 0.046 red 0.15
Seawater potential density anomaly
Seawater density − 1000
27.36
27.35
27.34
27.33
27.32
32.10
32.00
0
20
40
60
80
100

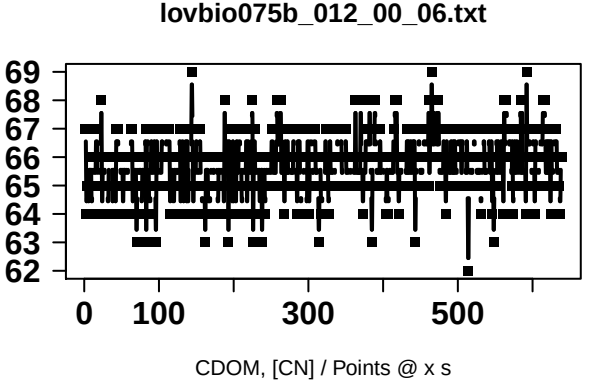
lovbio075b_012_00_06.txt
69
68
67
66
65
64
63
62
0
100
300
500
CDOM, [CN] / Points @ x s

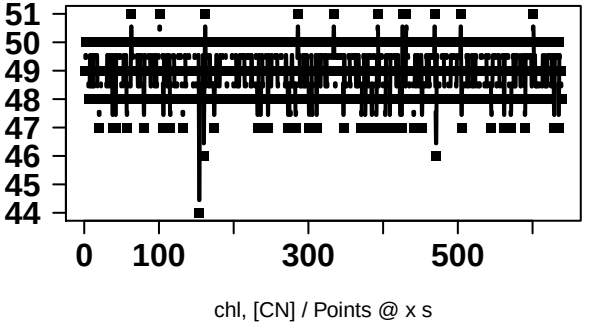
51
50
49
48
47
46
45
44
0
100
300
500
chl, [CN] / Points @ x s

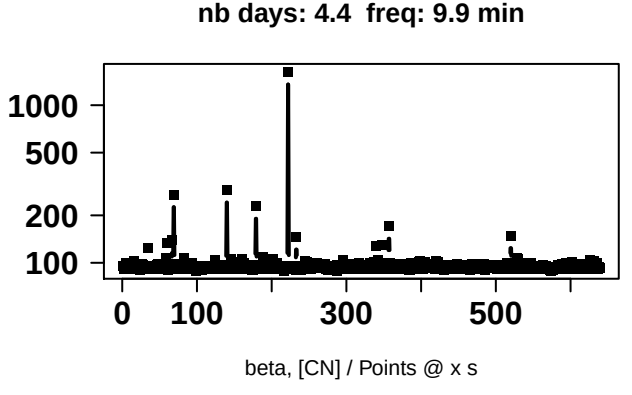
nb days: 4.4 freq: 9.9 min
1000
500
200
100
0
100
300
500
beta, [CN] / Points @ x s

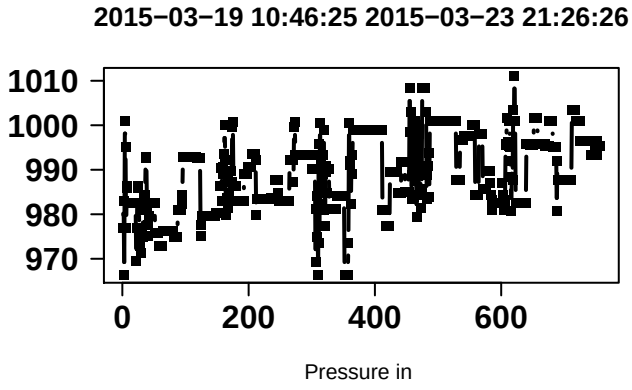
2015−03−19 10:46:25 2015−03−23 21:26:26
1010
1000
990
980
970
0
200
400
600
Pressure in

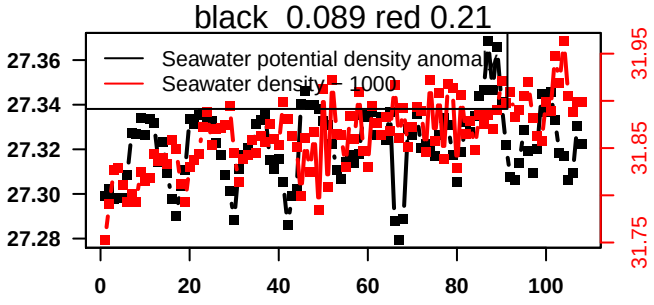
black 0.089 red 0.21
Seawater potential density anomal
Seawater density − 1000
27.36
27.34
27.32
27.30
27.28
31.95
31.85
31.75
0
20
40
60
80
100

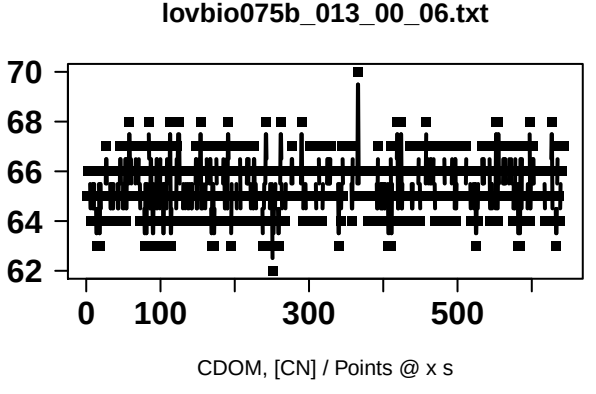
lovbio075b_013_00_06.txt
70
68
66
64
62
0
100
300
500
CDOM, [CN] / Points @ x s

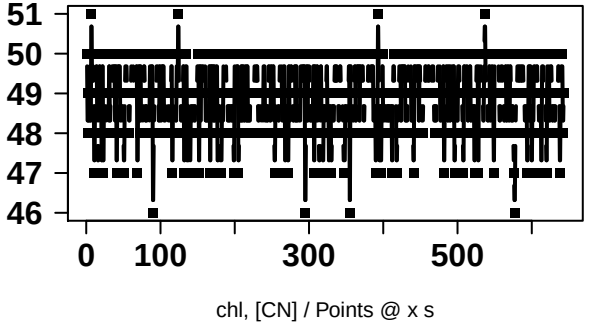
51
50
49
48
47
46
0
100
300
500
chl, [CN] / Points @ x s

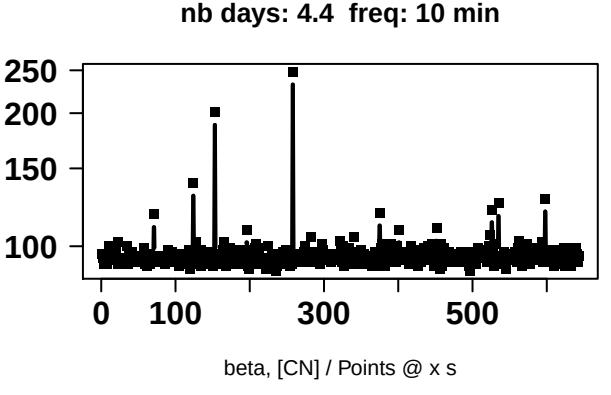
nb days: 4.4 freq: 10 min
250
200
150
100
0
100
300
500
beta, [CN] / Points @ x s

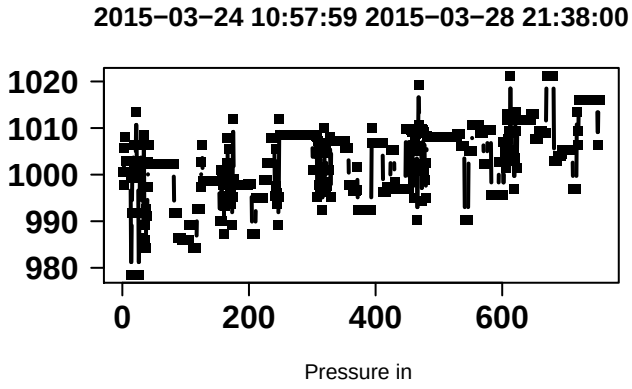
2015−03−24 10:57:59 2015−03−28 21:38:00
1020
1010
1000
990
980
0
200
400
600
Pressure in

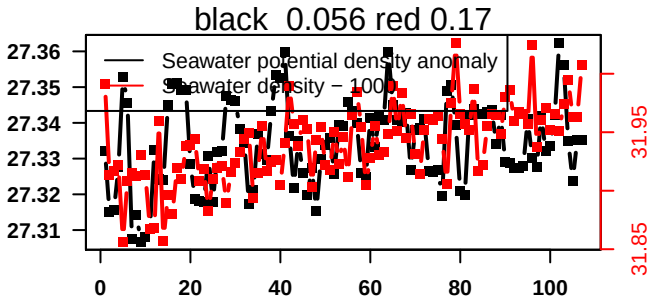
black 0.056 red 0.17
Seawater potential density anomaly
Seawater density − 1000
27.36
27.35
27.34
27.33
27.32
27.31
31.95
31.85
0
20
40
60
80
100

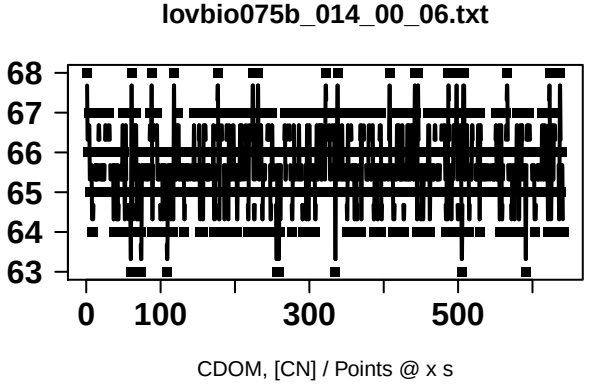
lovbio075b_014_00_06.txt
68
67
66
65
64
63
0
100
300
500
CDOM, [CN] / Points @ x s

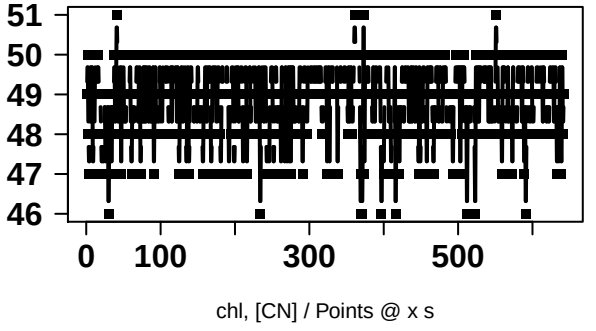
51
50
49
48
47
46
0
100
300
500
chl, [CN] / Points @ x s

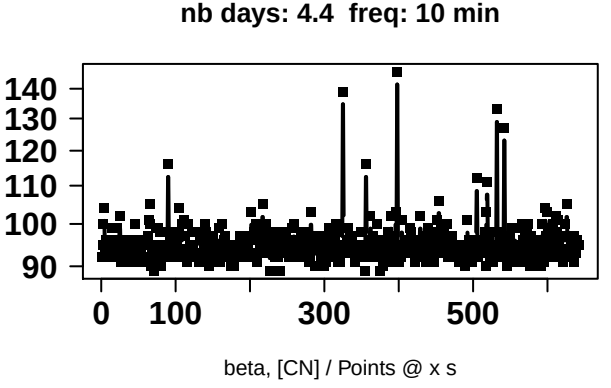
nb days: 4.4 freq: 10 min
140
130
120
110
100
90
0
100
300
500
beta, [CN] / Points @ x s

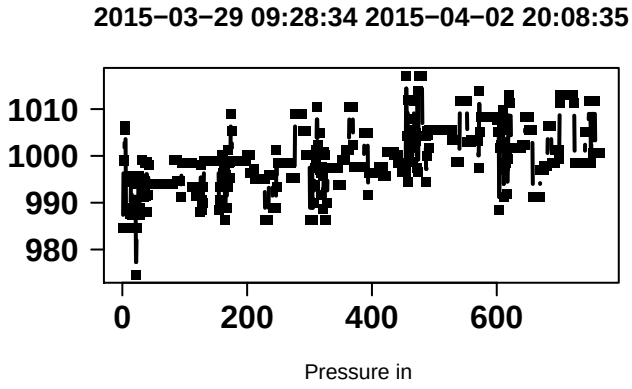
2015−03−29 09:28:34 2015−04−02 20:08:35
1010
1000
990
980
0
200
400
600
Pressure in

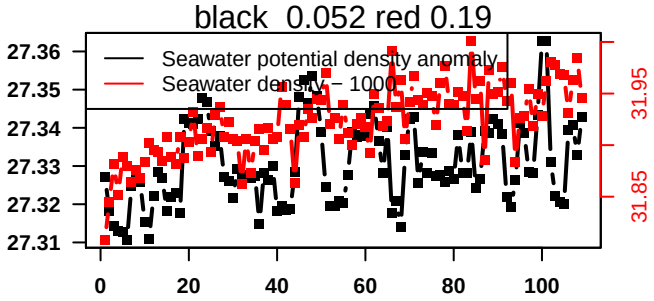
black 0.052 red 0.19
Seawater potential density anomaly
Seawater density − 1000
27.36
27.35
27.34
27.33
27.32
27.31
31.95
31.85
0
20
40
60
80
100

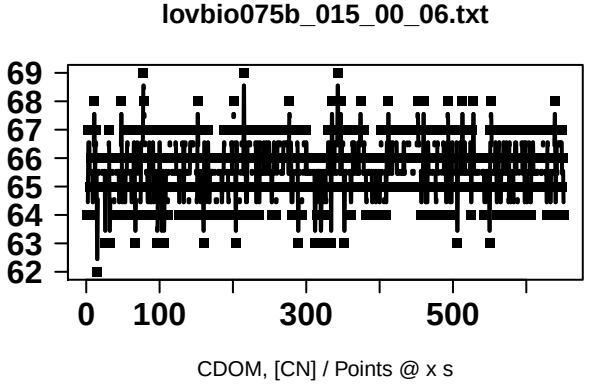
lovbio075b_015_00_06.txt
69
68
67
66
65
64
63
62
0
100
300
500
CDOM, [CN] / Points @ x s

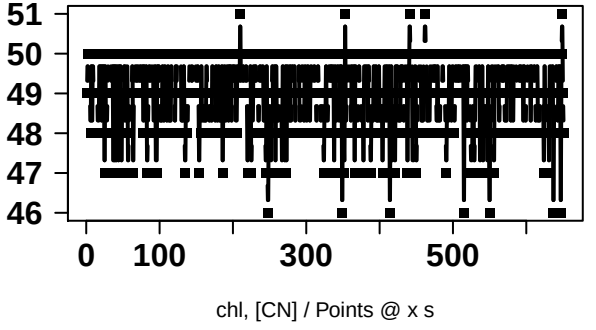
51
50
49
48
47
46
0
100
300
500
chl, [CN] / Points @ x s

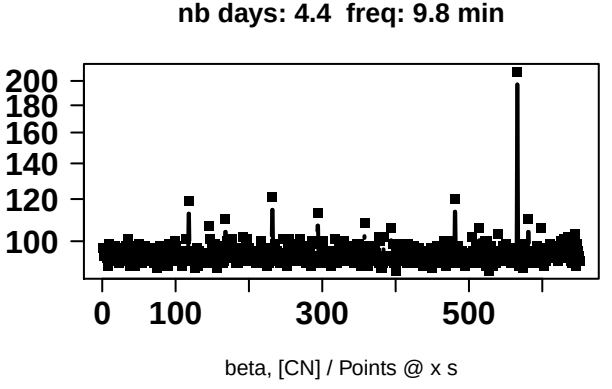
nb days: 4.4 freq: 9.8 min
200
180
160
140
120
100
0
100
300
500
beta, [CN] / Points @ x s

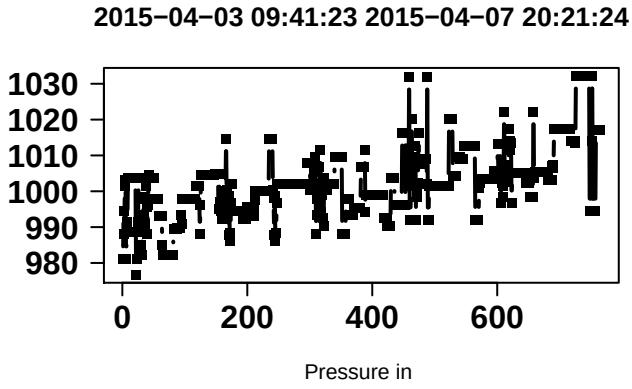
2015−04−03 09:41:23 2015−04−07 20:21:24
1030
1020
1010
1000
990
980
0
200
400
600
Pressure in

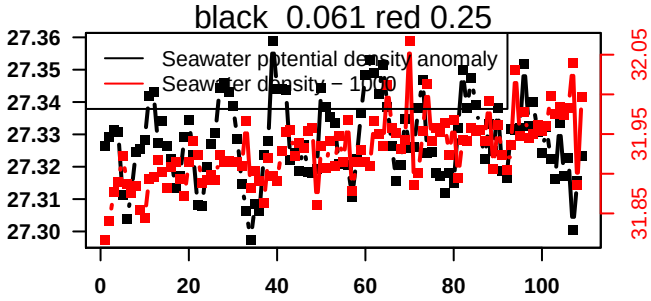
black 0.061 red 0.25
Seawater potential density anomaly
Seawater density − 1000
27.36
27.35
27.34
27.33
27.32
27.31
27.30
32.05
31.95
31.85
0
20
40
60
80
100

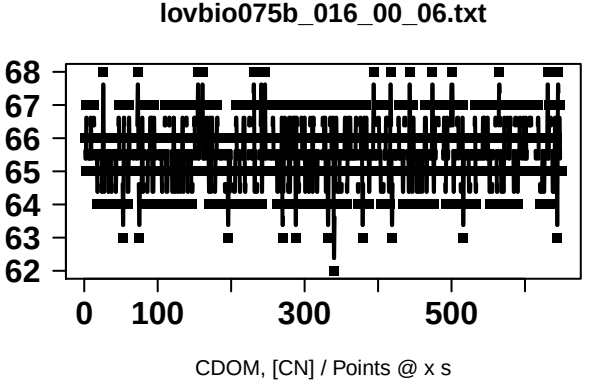
lovbio075b_016_00_06.txt
68
67
66
65
64
63
62
0
100
300
500
CDOM, [CN] / Points @ x s

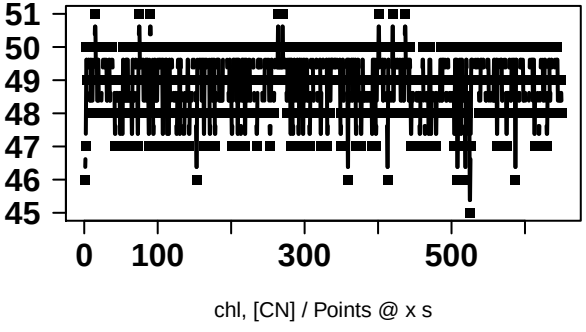
51
50
49
48
47
46
45
0
100
300
500
chl, [CN] / Points @ x s

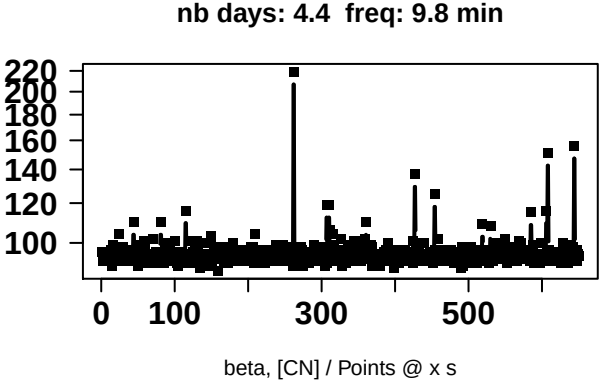
nb days: 4.4 freq: 9.8 min
220
200
180
160
140
120
100
0
100
300
500
beta, [CN] / Points @ x s

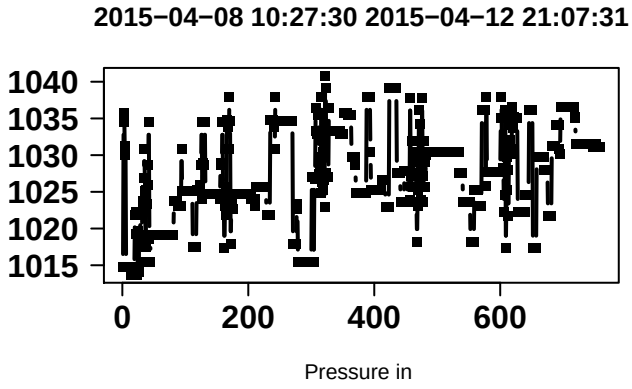
2015−04−08 10:27:30 2015−04−12 21:07:31
1040
1035
1030
1025
1020
1015
0
200
400
600
Pressure in

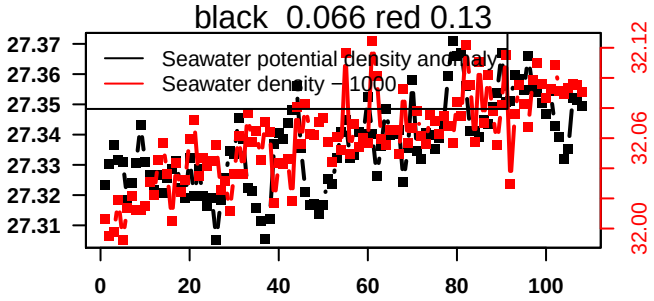
black 0.066 red 0.13
Seawater potential density anomaly
Seawater density − 1000
27.37
27.36
27.35
27.34
27.33
27.32
27.31
32.12
32.06
32.00
0
20
40
60
80
100

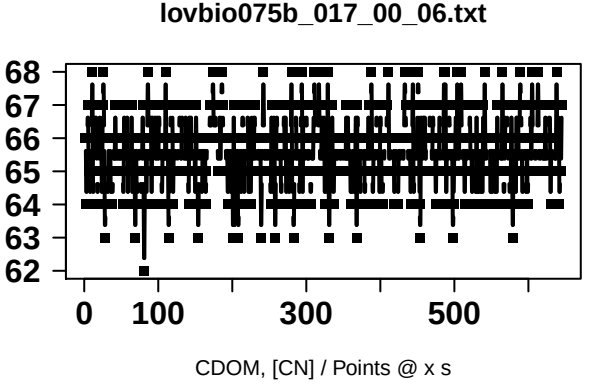
lovbio075b_017_00_06.txt
68
67
66
65
64
63
62
0
100
300
500
CDOM, [CN] / Points @ x s

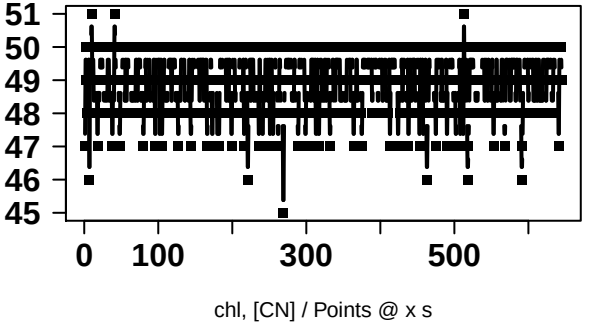
51
50
49
48
47
46
45
0
100
300
500
chl, [CN] / Points @ x s

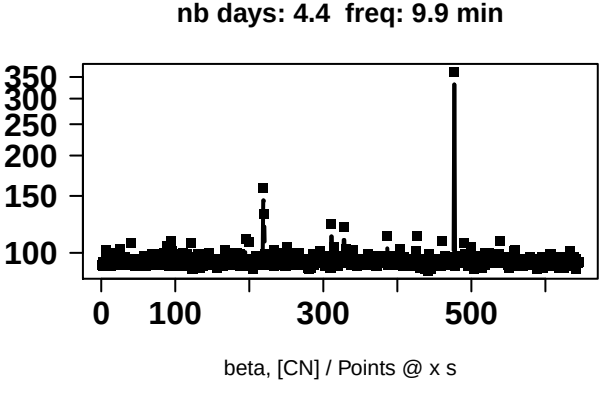
nb days: 4.4 freq: 9.9 min
350
300
250
200
150
100
0
100
300
500
beta, [CN] / Points @ x s

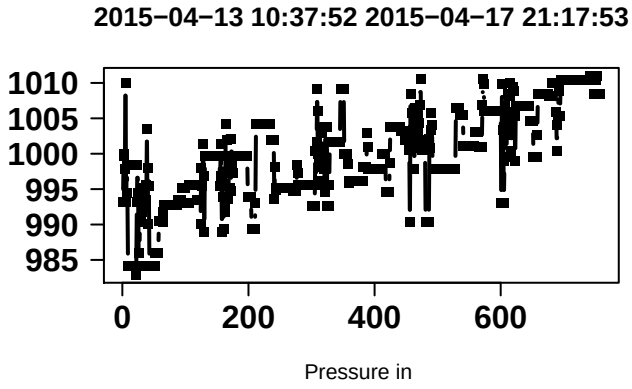
2015−04−13 10:37:52 2015−04−17 21:17:53
1010
1005
1000
995
990
985
0
200
400
600
Pressure in

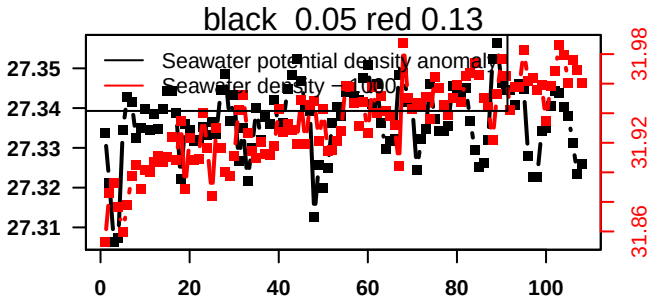
black 0.05 red 0.13
Seawater potential density anomaly
Seawater density - 1000
27.35
27.34
27.33
27.32
27.31
31.98
31.92
31.86
0
20
40
60
80
100

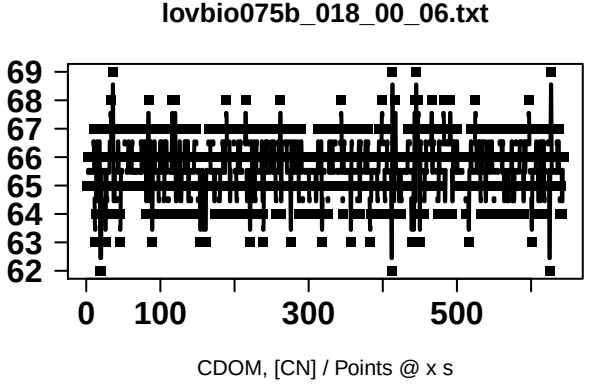
lovbio075b_018_00_06.txt
69
68
67
66
65
64
63
62
0
100
300
500
CDOM, [CN] / Points @ x s

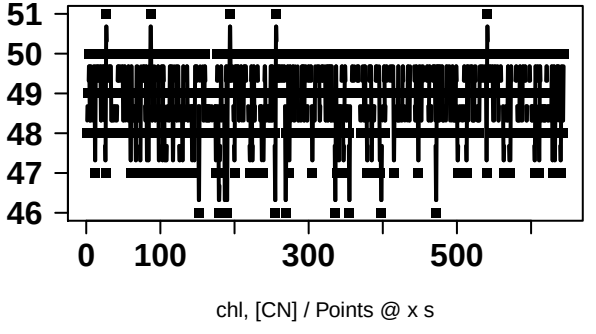
51
50
49
48
47
46
0
100
300
500
chl, [CN] / Points @ x s

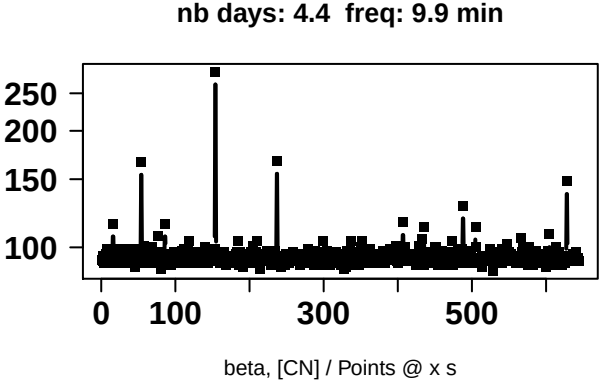
nb days: 4.4 freq: 9.9 min
250
200
150
100
0
100
300
500
beta, [CN] / Points @ x s

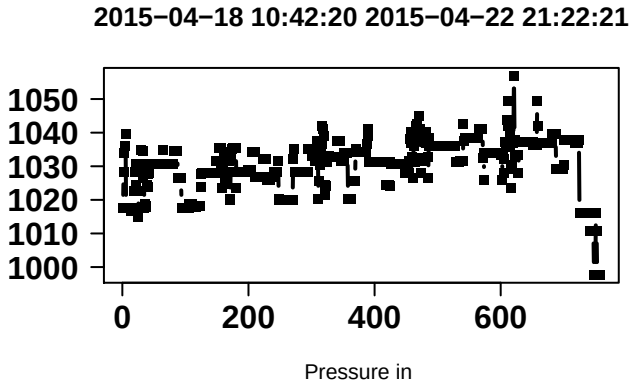
2015−04−18 10:42:20 2015−04−22 21:22:21
1050
1040
1030
1020
1010
1000
0
200
400
600
Pressure in

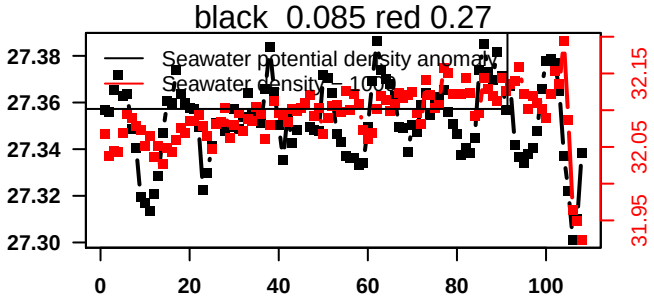
black 0.085 red 0.27
Seawater potential density anomaly
Seawater density - 1000
27.38
27.36
27.34
27.32
27.30
32.15
32.05
31.95
0
20
40
60
80
100

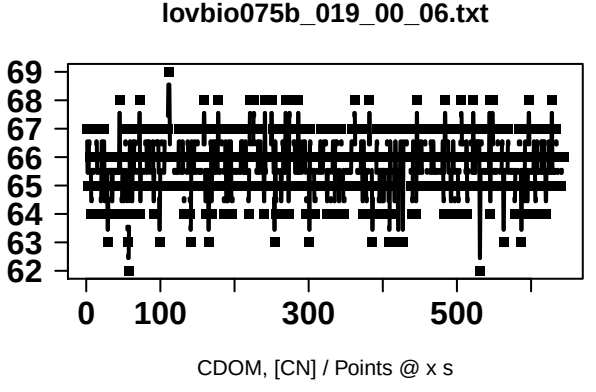
lovbio075b_019_00_06.txt
69
68
67
66
65
64
63
62
0
100
300
500
CDOM, [CN] / Points @ x s

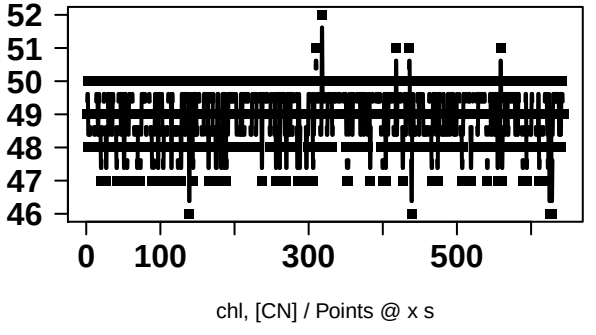
52
51
50
49
48
47
46
0
100
300
500
chl, [CN] / Points @ x s

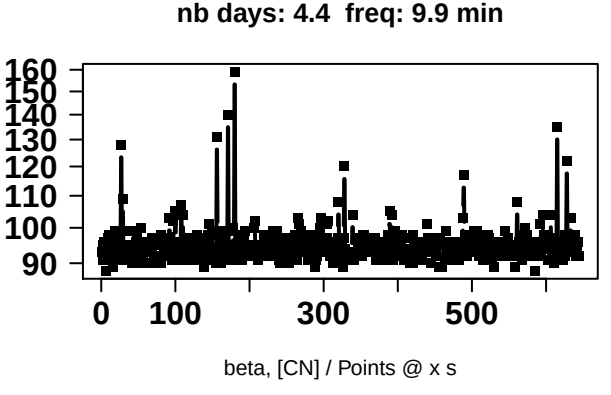
nb days: 4.4 freq: 9.9 min
160
150
140
130
120
110
100
90
0
100
300
500
beta, [CN] / Points @ x s

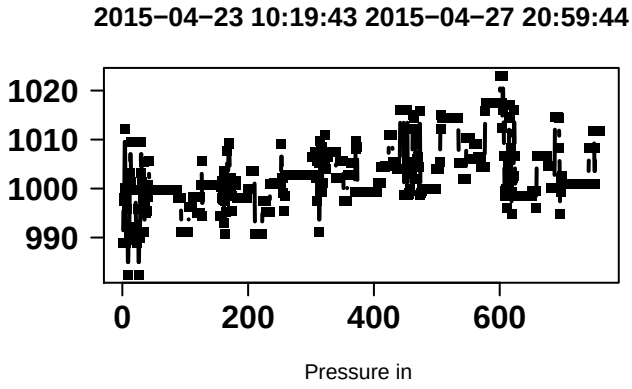
2015−04−23 10:19:43 2015−04−27 20:59:44
1020
1010
1000
990
0
200
400
600
Pressure in

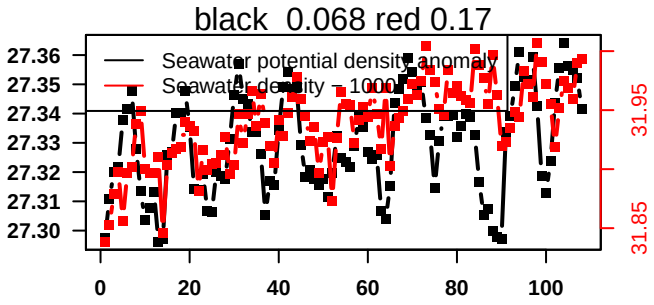
black 0.068 red 0.17
Seawater potential density anomaly
Seawater density − 1000
27.36
27.35
27.34
27.33
27.32
27.31
27.30
31.95
31.85
0
20
40
60
80
100

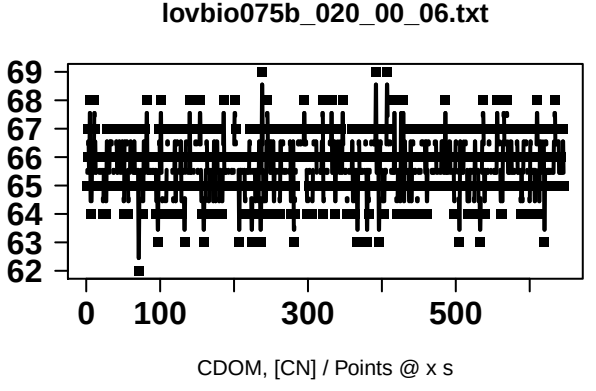
lovbio075b_020_00_06.txt
69
68
67
66
65
64
63
62
0
100
300
500
CDOM, [CN] / Points @ x s

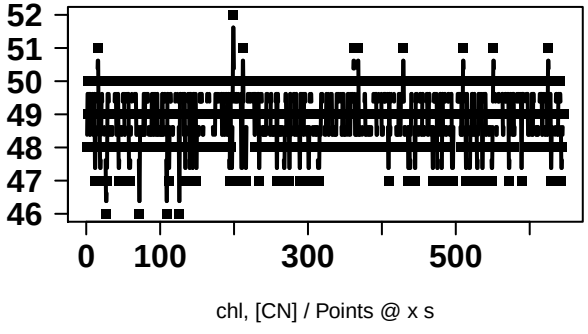
52
51
50
49
48
47
46
0
100
300
500
chl, [CN] / Points @ x s

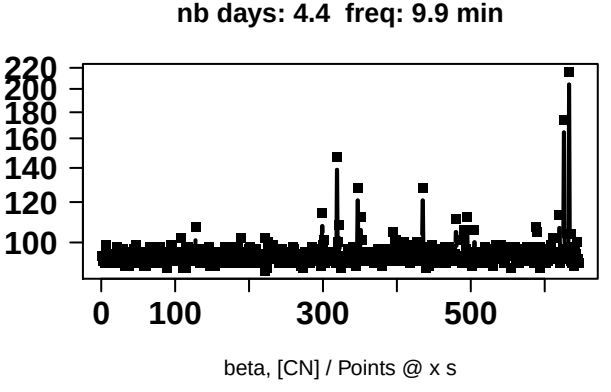
nb days: 4.4 freq: 9.9 min
220
200
180
160
140
120
100
0
100
300
500
beta, [CN] / Points @ x s

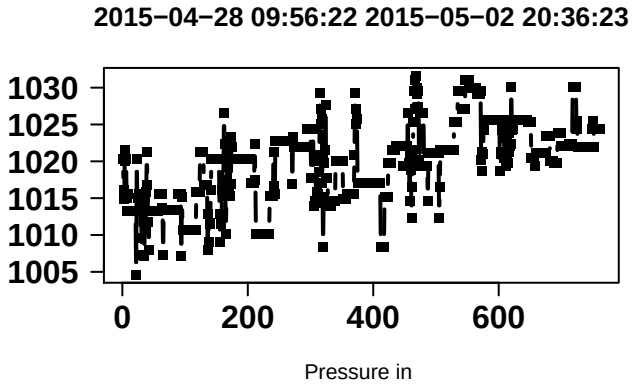
2015−04−28 09:56:22 2015−05−02 20:36:23
1030
1025
1020
1015
1010
1005
0
200
400
600
Pressure in

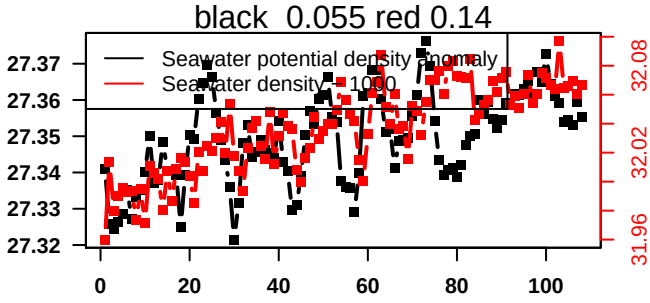
black 0.055 red 0.14
Seawater potential density anomaly
Seawater density - 1000
27.37
27.36
27.35
27.34
27.33
27.32
32.08
32.02
31.96
0
20
40
60
80
100

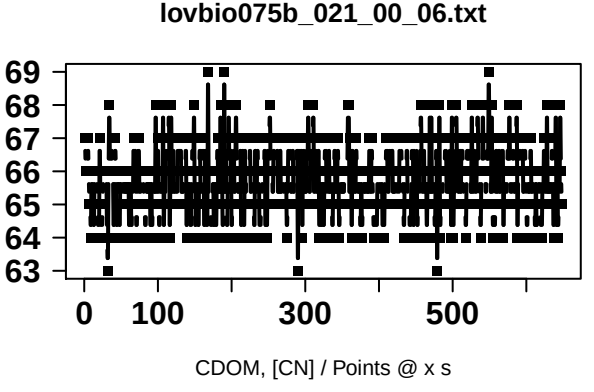
lovbio075b_021_00_06.txt
69
68
67
66
65
64
63
0
100
300
500
CDOM, [CN] / Points @ x s

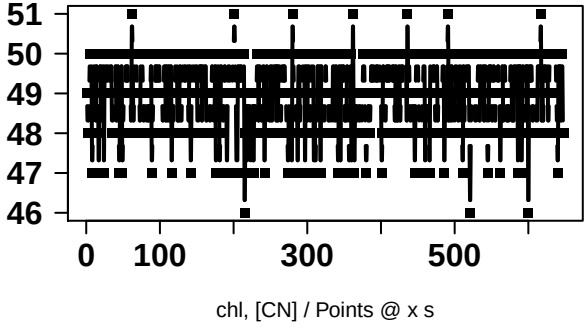
51
50
49
48
47
46
0
100
300
500
chl, [CN] / Points @ x s

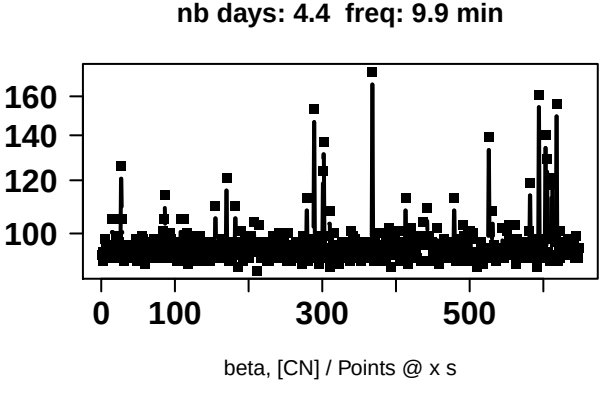
nb days: 4.4 freq: 9.9 min
160
140
120
100
0
100
300
500
beta, [CN] / Points @ x s

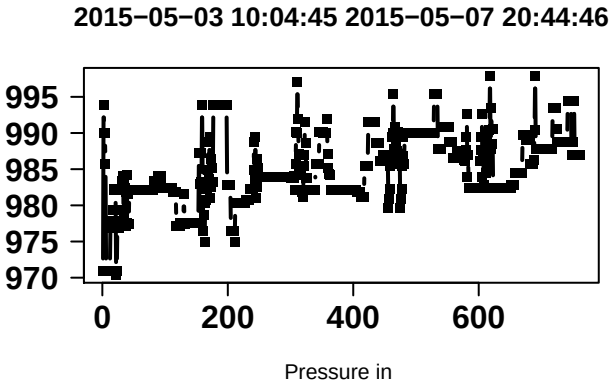
2015−05−03 10:04:45 2015−05−07 20:44:46
995
990
985
980
975
970
0
200
400
600
Pressure in

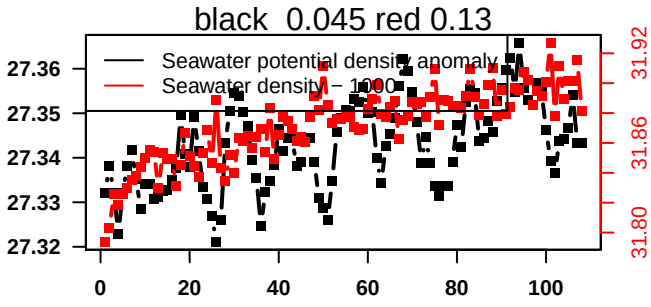
black 0.045 red 0.13
Seawater potential density anomaly
Seawater density − 1000
27.36
27.35
27.34
27.33
27.32
31.92
31.86
31.80
0
20
40
60
80
100

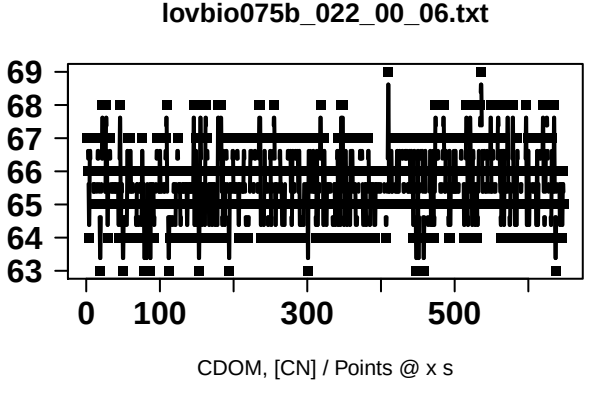
lovbio075b_022_00_06.txt
69
68
67
66
65
64
63
0
100
300
500
CDOM, [CN] / Points @ x s

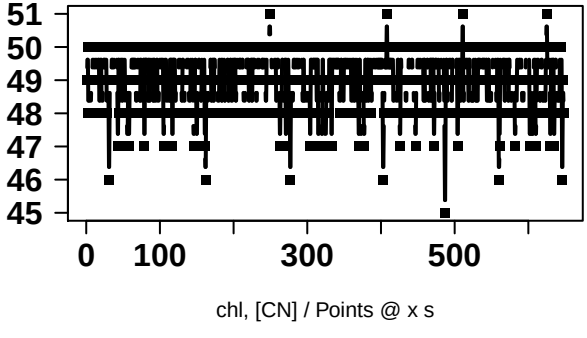
51
50
49
48
47
46
45
0
100
300
500
chl, [CN] / Points @ x s

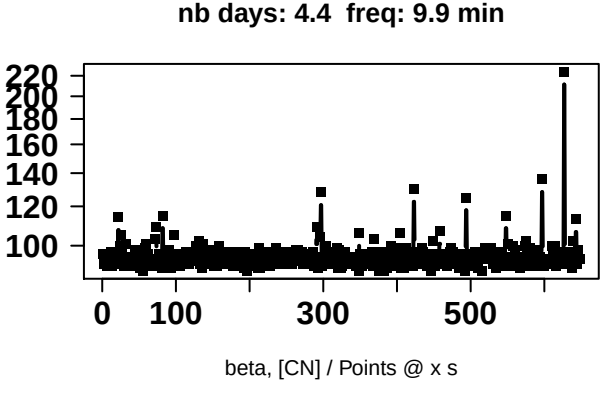
nb days: 4.4 freq: 9.9 min
220
200
180
160
140
120
100
0
100
300
500
beta, [CN] / Points @ x s

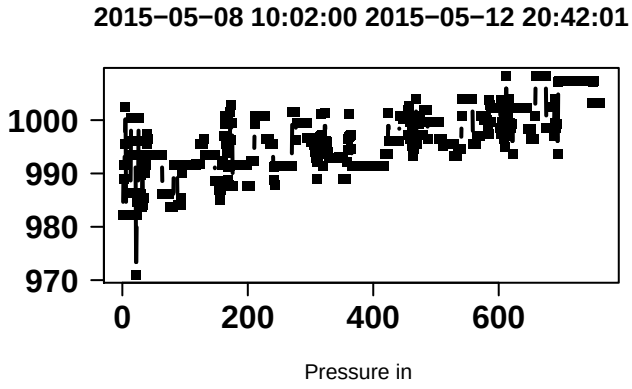
2015−05−08 10:02:00 2015−05−12 20:42:01
1000
990
980
970
0
200
400
600
Pressure in

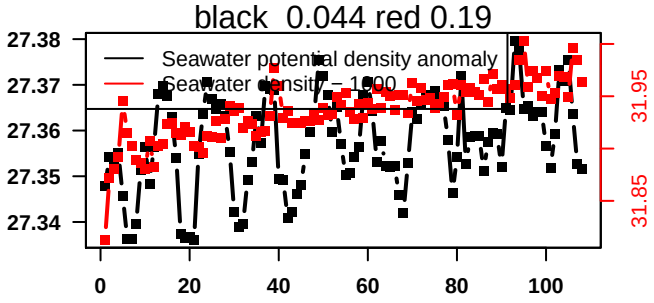
black 0.044 red 0.19
Seawater potential density anomaly
Seawater density − 1000
27.38
27.37
27.36
27.35
27.34
31.95
31.85
0
20
40
60
80
100

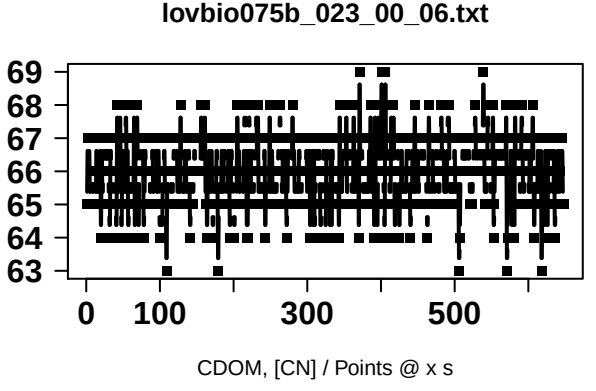
lovbio075b_023_00_06.txt
69
68
67
66
65
64
63
0
100
300
500
CDOM, [CN] / Points @ x s

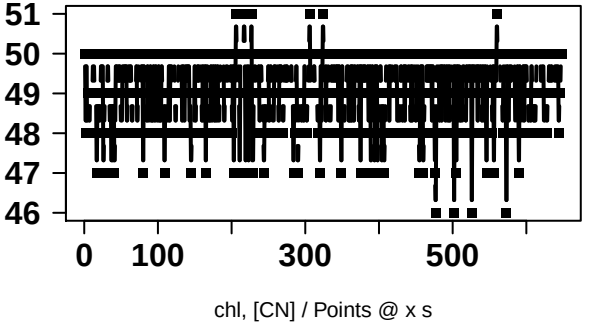
51
50
49
48
47
46
0
100
300
500
chl, [CN] / Points @ x s

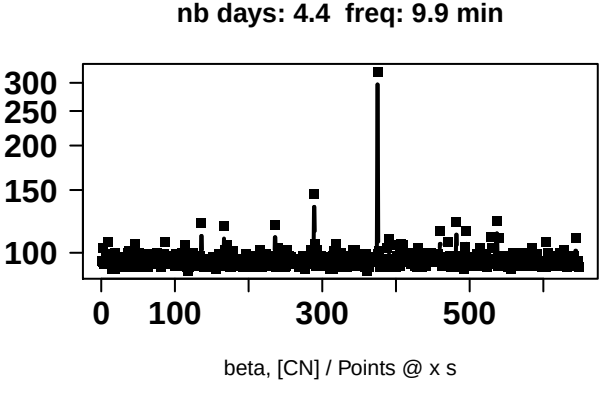
nb days: 4.4 freq: 9.9 min
300
250
200
150
100
0
100
300
500
beta, [CN] / Points @ x s

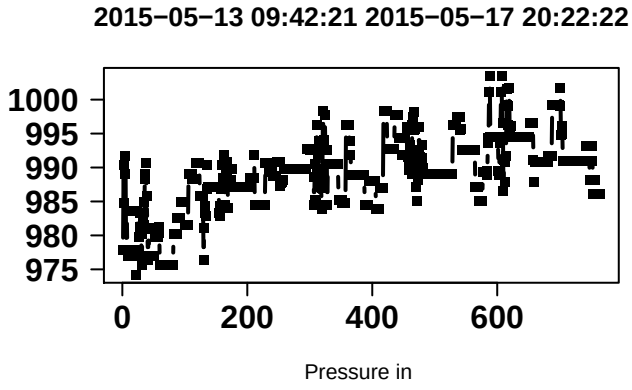
2015−05−13 09:42:21 2015−05−17 20:22:22
1000
995
990
985
980
975
0
200
400
600
Pressure in

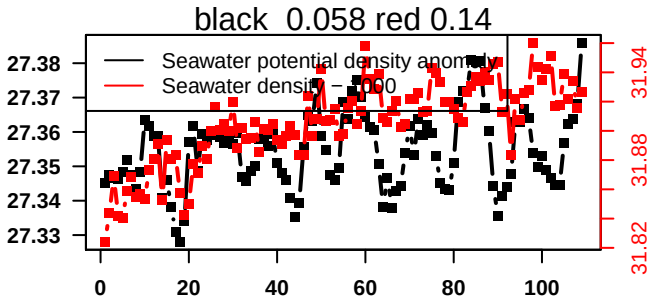
black 0.058 red 0.14
Seawater potential density anomaly
Seawater density − 1000
27.38
27.37
27.36
27.35
27.34
27.33
31.94
31.88
31.82
0
20
40
60
80
100

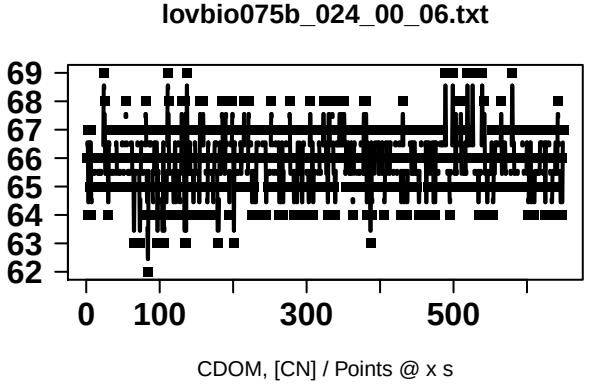
lovbio075b_024_00_06.txt
69
68
67
66
65
64
63
62
0
100
300
500
CDOM, [CN] / Points @ x s

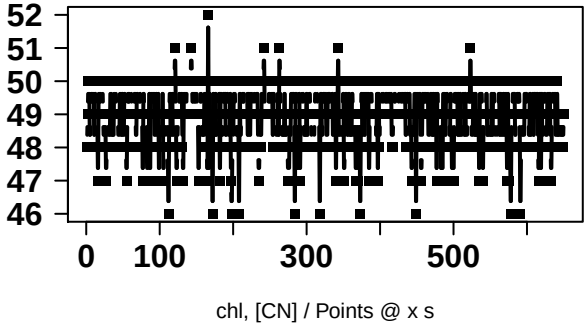
52
51
50
49
48
47
46
0
100
300
500
chl, [CN] / Points @ x s

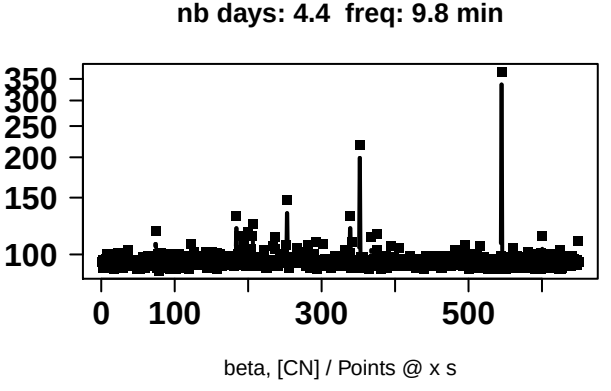
nb days: 4.4 freq: 9.8 min
350
300
250
200
150
100
0
100
300
500
beta, [CN] / Points @ x s

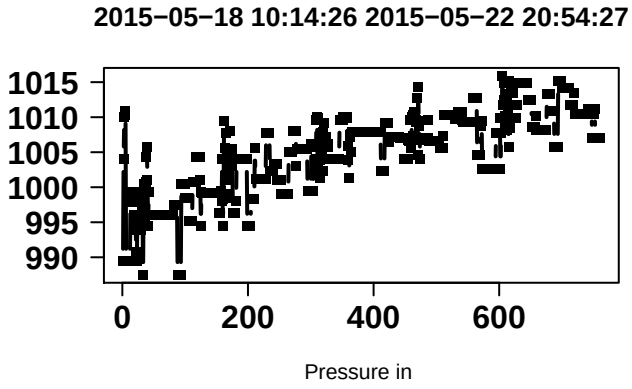
2015−05−18 10:14:26 2015−05−22 20:54:27
1015
1010
1005
1000
995
990
0
200
400
600
Pressure in

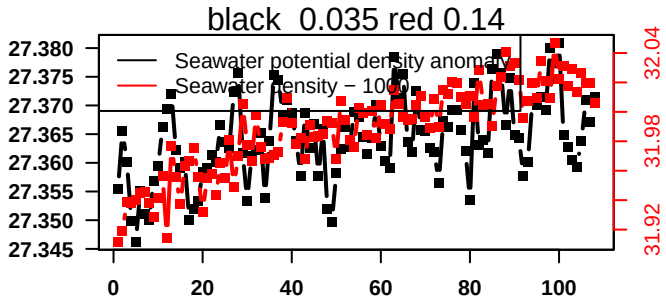
black 0.035 red 0.14
Seawater potential density anomaly
Seawater density − 1000
27.380
27.375
27.370
27.365
27.360
27.355
27.350
27.345
32.04
31.98
31.92
0
20
40
60
80
100

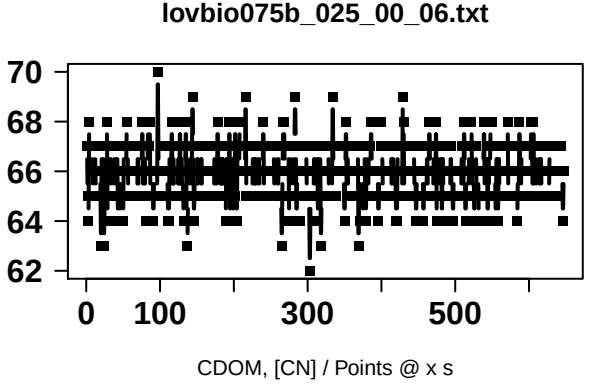
lovbio075b_025_00_06.txt
70
68
66
64
62
0
100
300
500
CDOM, [CN] / Points @ x s

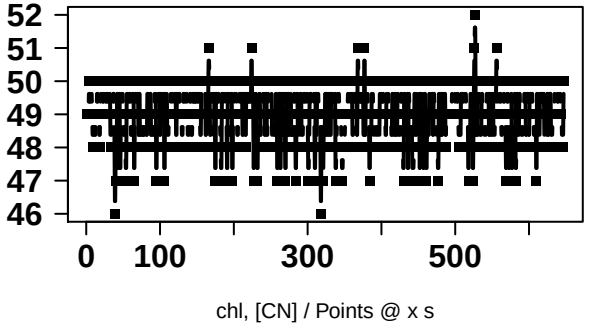
52
51
50
49
48
47
46
0
100
300
500
chl, [CN] / Points @ x s

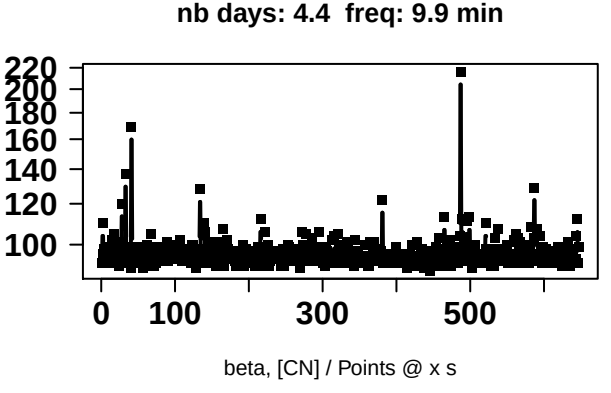
nb days: 4.4 freq: 9.9 min
220
200
180
160
140
120
100
0
100
300
500
beta, [CN] / Points @ x s

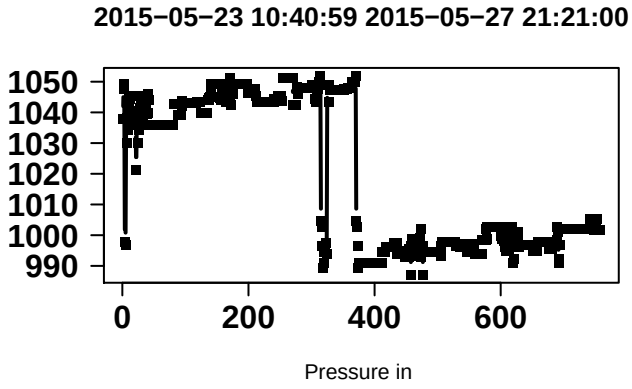
2015−05−23 10:40:59 2015−05−27 21:21:00
1050
1040
1030
1020
1010
1000
990
0
200
400
600
Pressure in

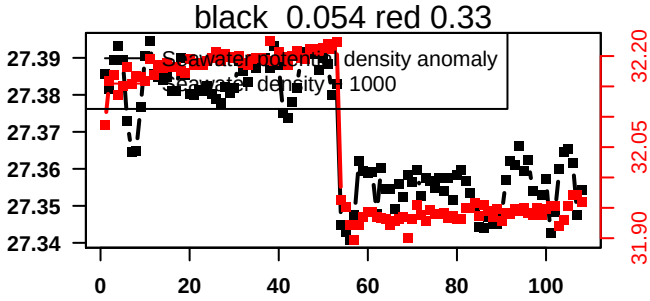
black 0.054 red 0.33
Seawater potential density anomaly
Potential density + 1000
27.39
27.38
27.37
27.36
27.35
27.34
32.20
32.05
31.90
0
20
40
60
80
100

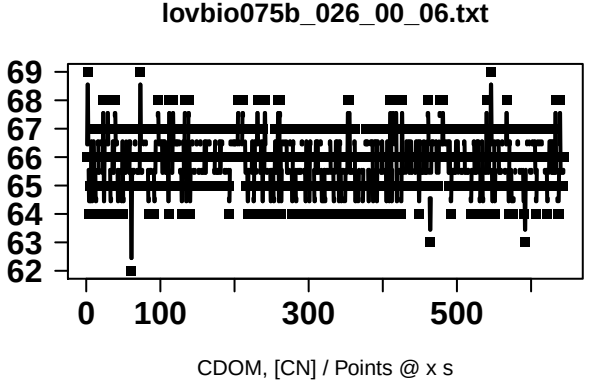
lovbio075b_026_00_06.txt
69
68
67
66
65
64
63
62
0
100
300
500
CDOM, [CN] / Points @ x s

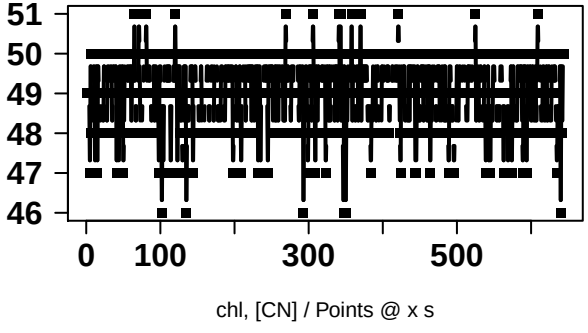
51
50
49
48
47
46
0
100
300
500
chl, [CN] / Points @ x s

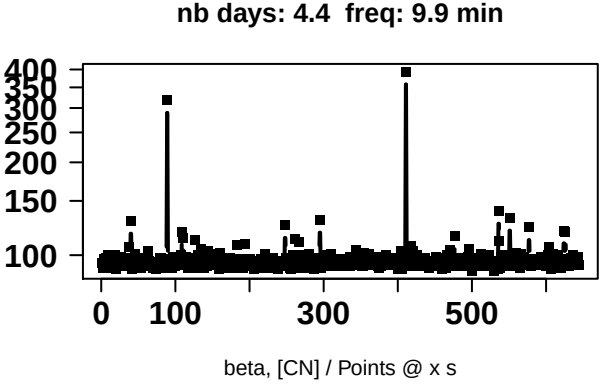
nb days: 4.4 freq: 9.9 min
400
350
300
250
200
150
100
0
100
300
500
beta, [CN] / Points @ x s

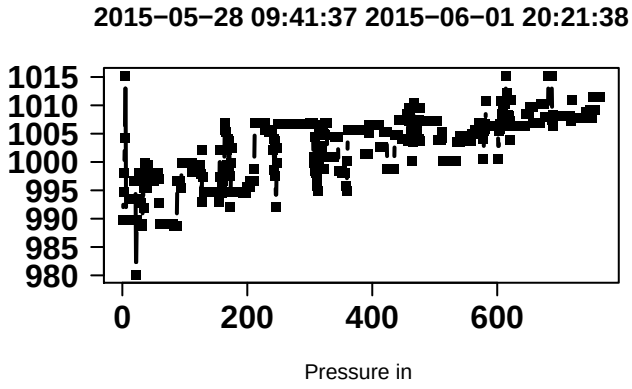
2015−05−28 09:41:37 2015−06−01 20:21:38
1015
1010
1005
1000
995
990
985
980
0
200
400
600
Pressure in

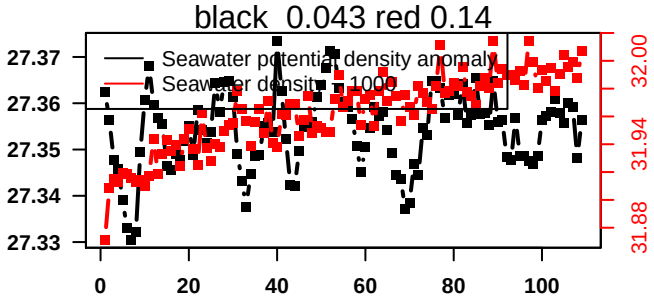
black 0.043 red 0.14
Seawater potential density anomaly
Seawater density − 1000
27.37
27.36
27.35
27.34
27.33
32.00
31.94
31.88
0
20
40
60
80
100

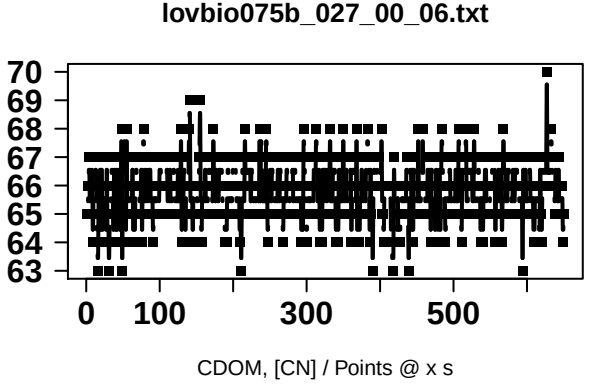
lovbio075b_027_00_06.txt
70
69
68
67
66
65
64
63
0
100
300
500
CDOM, [CN] / Points @ x s

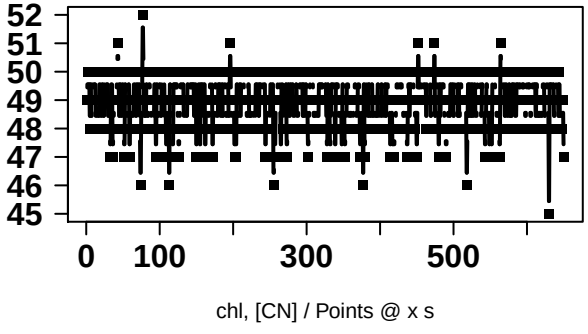
52
51
50
49
48
47
46
45
0
100
300
500
chl, [CN] / Points @ x s

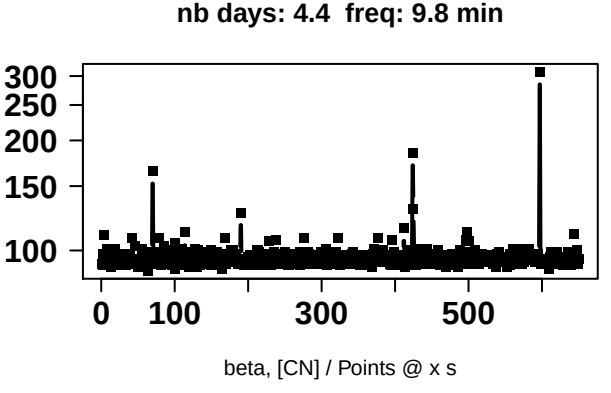
nb days: 4.4 freq: 9.8 min
300
250
200
150
100
0
100
300
500
beta, [CN] / Points @ x s

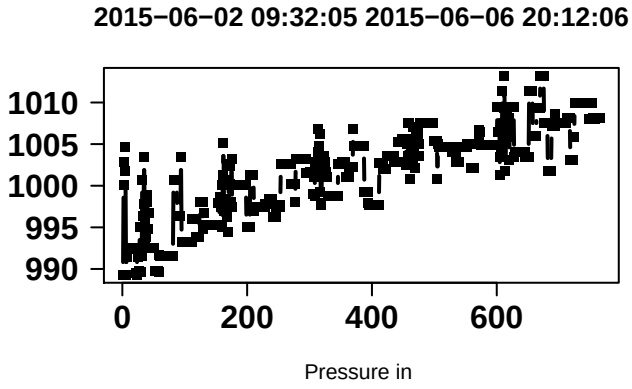
2015−06−02 09:32:05 2015−06−06 20:12:06
1010
1005
1000
995
990
0
200
400
600
Pressure in

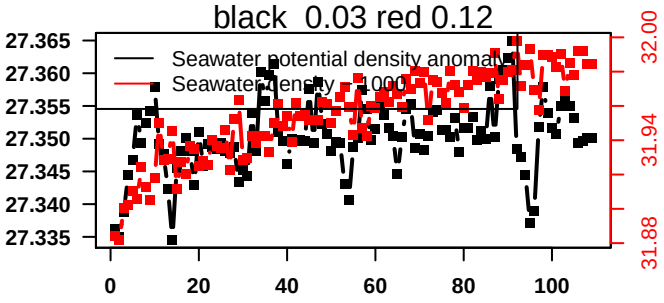
black 0.03 red 0.12
Seawater potential density anomaly
Seawater density - 1000
27.365
27.360
27.355
27.350
27.345
27.340
27.335
32.00
31.94
31.88
0
20
40
60
80
100

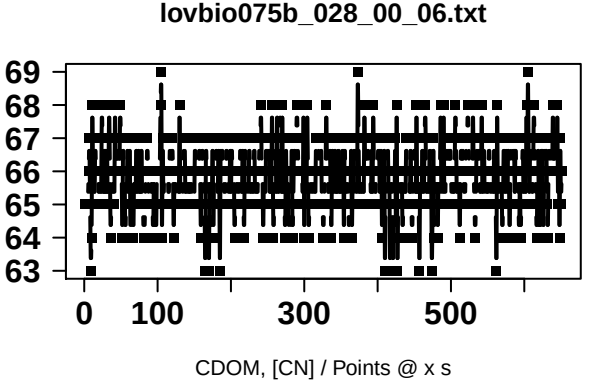
lovbio075b_028_00_06.txt
69
68
67
66
65
64
63
0
100
300
500
CDOM, [CN] / Points @ x s

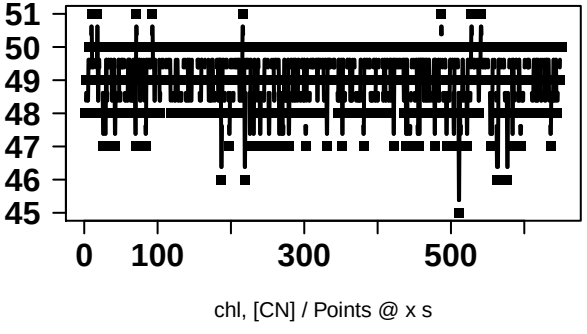
51
50
49
48
47
46
45
0
100
300
500
chl, [CN] / Points @ x s

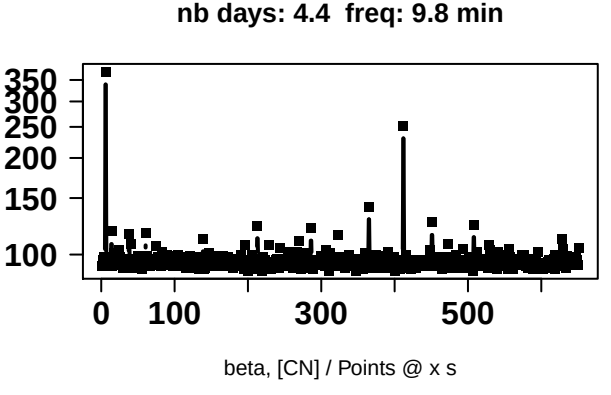
nb days: 4.4 freq: 9.8 min
350
300
250
200
150
100
0
100
300
500
beta, [CN] / Points @ x s

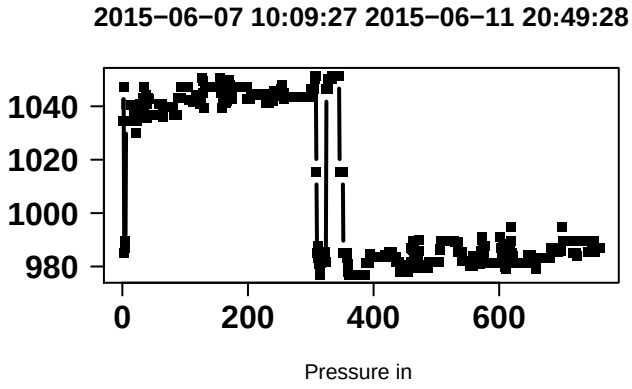
2015−06−07 10:09:27 2015−06−11 20:49:28
1040
1020
1000
980
0
200
400
600
Pressure in

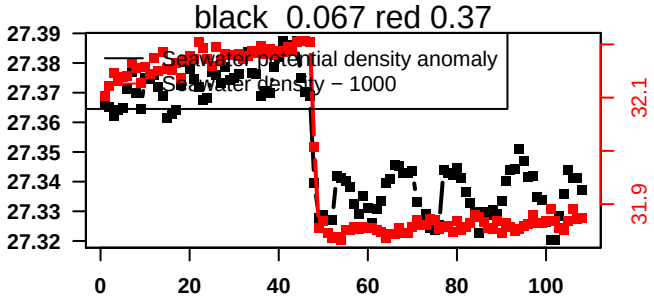
black 0.067 red 0.37
Seawater potential density anomaly
Seawater density − 1000
27.39
27.38
27.37
27.36
27.35
27.34
27.33
27.32
32.1
31.9
0
20
40
60
80
100

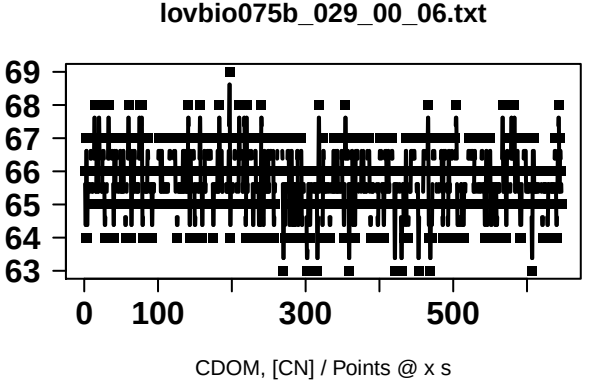
lovbio075b_029_00_06.txt
69
68
67
66
65
64
63
0
100
300
500
CDOM, [CN] / Points @ x s

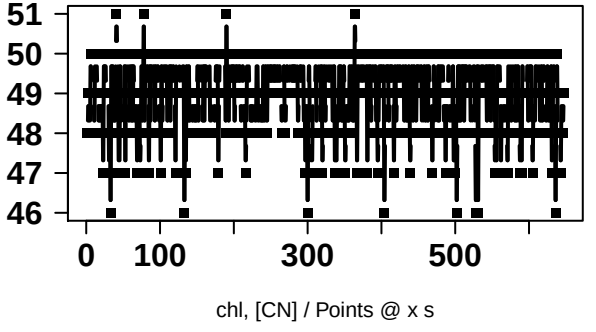
51
50
49
48
47
46
0
100
300
500
chl, [CN] / Points @ x s

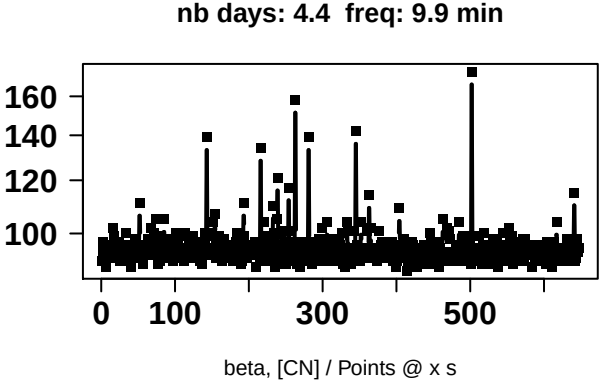
nb days: 4.4 freq: 9.9 min
160
140
120
100
0
100
300
500
beta, [CN] / Points @ x s

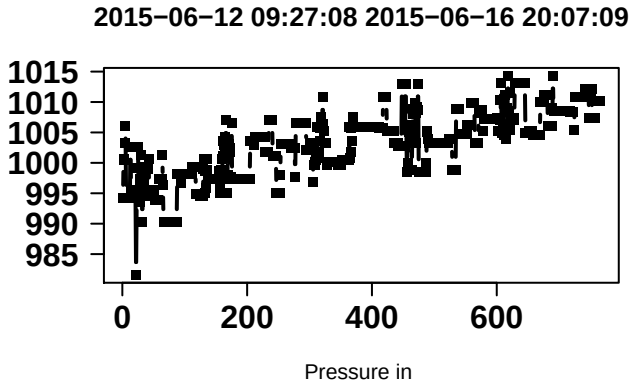
2015−06−12 09:27:08 2015−06−16 20:07:09
1015
1010
1005
1000
995
990
985
0
200
400
600
Pressure in

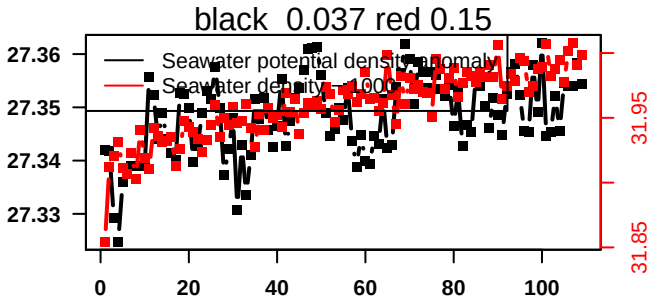
black 0.037 red 0.15
Seawater potential density anomaly
Seawater density - 1000
27.36
27.35
27.34
27.33
31.95
31.85
0
20
40
60
80
100

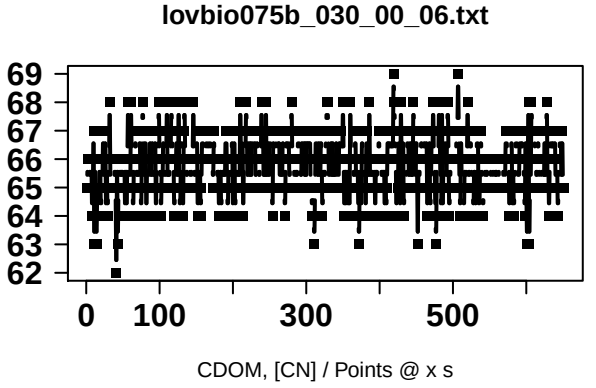
lovbio075b_030_00_06.txt
69
68
67
66
65
64
63
62
0
100
300
500
CDOM, [CN] / Points @ x s

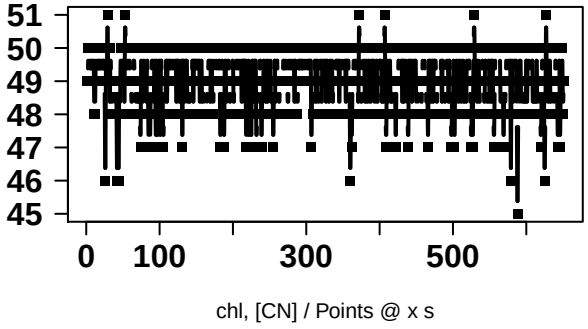
51
50
49
48
47
46
45
0
100
300
500
chl, [CN] / Points @ x s

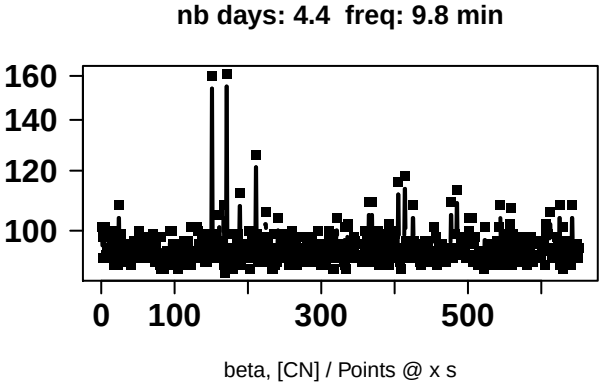
nb days: 4.4 freq: 9.8 min
160
140
120
100
0
100
300
500
beta, [CN] / Points @ x s

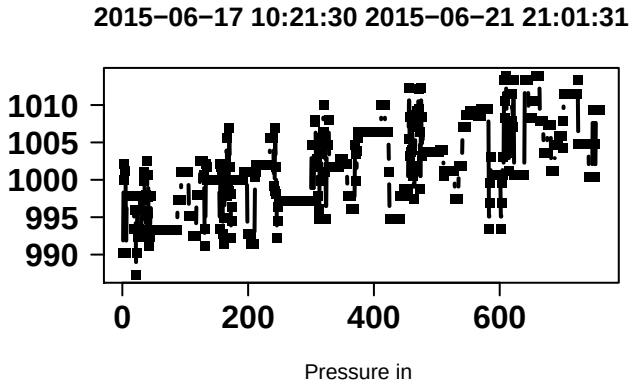
2015−06−17 10:21:30 2015−06−21 21:01:31
1010
1005
1000
995
990
0
200
400
600
Pressure in

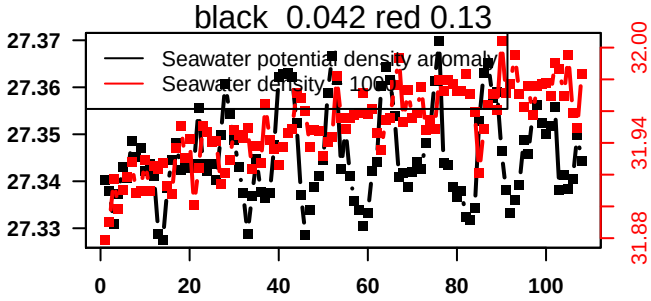
black 0.042 red 0.13
Seawater potential density anomaly
Seawater density − 1000
27.37
27.36
27.35
27.34
27.33
32.00
31.94
31.88
0
20
40
60
80
100

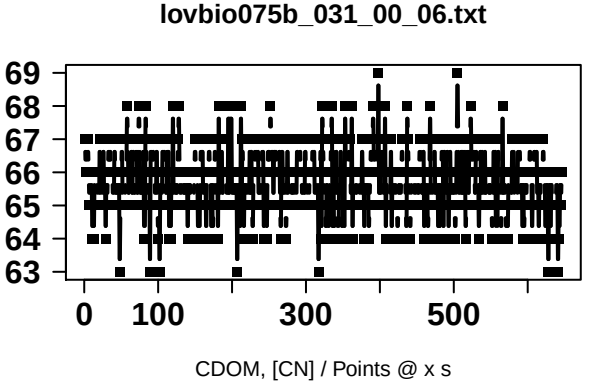
lovbio075b_031_00_06.txt
69
68
67
66
65
64
63
0
100
300
500
CDOM, [CN] / Points @ x s

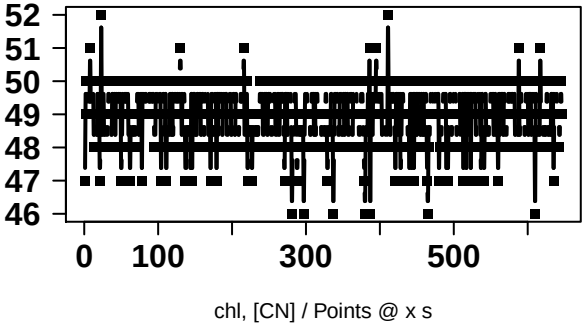
52
51
50
49
48
47
46
0
100
300
500
chl, [CN] / Points @ x s

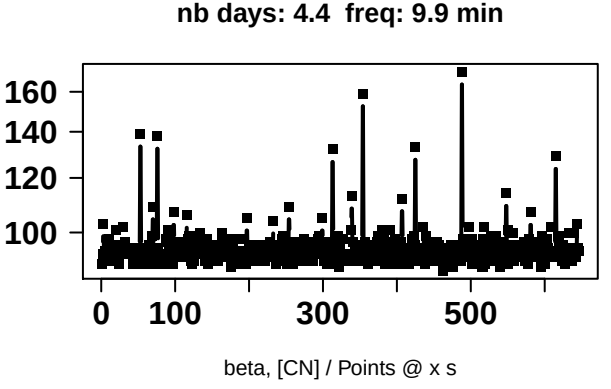
nb days: 4.4 freq: 9.9 min
160
140
120
100
0
100
300
500
beta, [CN] / Points @ x s

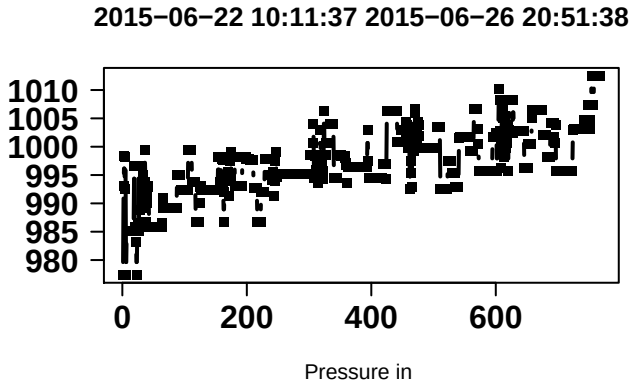
2015−06−22 10:11:37 2015−06−26 20:51:38
1010
1005
1000
995
990
985
980
0
200
400
600
Pressure in

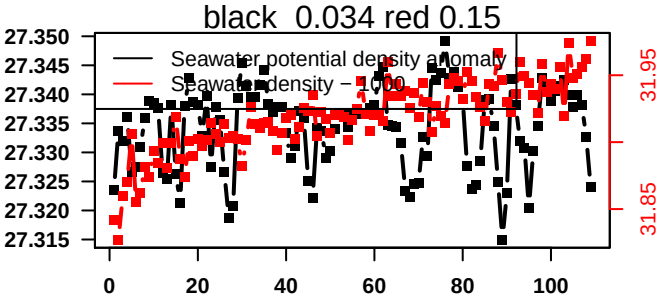
black 0.034 red 0.15
Seawater potential density anomaly
Seawater density − 1000
27.350
27.345
27.340
27.335
27.330
27.325
27.320
27.315
31.95
31.85
0
20
40
60
80
100

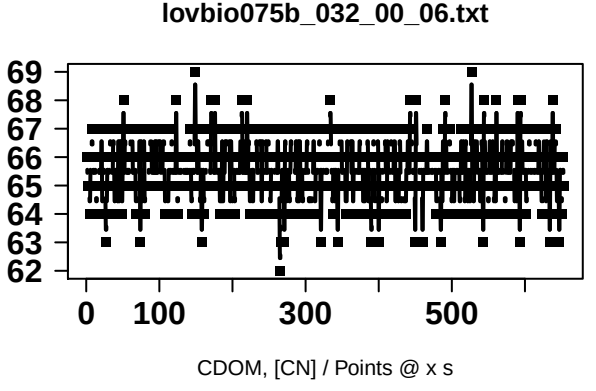
lovbio075b_032_00_06.txt
69
68
67
66
65
64
63
62
0
100
300
500
CDOM, [CN] / Points @ x s

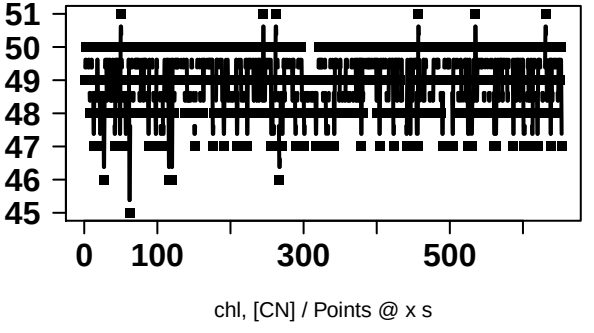
51
50
49
48
47
46
45
0
100
300
500
chl, [CN] / Points @ x s

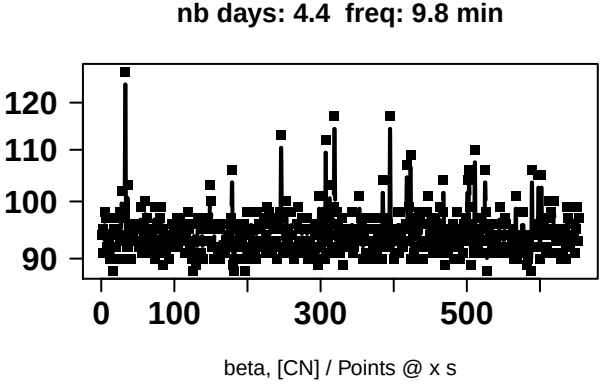
nb days: 4.4 freq: 9.8 min
120
110
100
90
0
100
300
500
beta, [CN] / Points @ x s

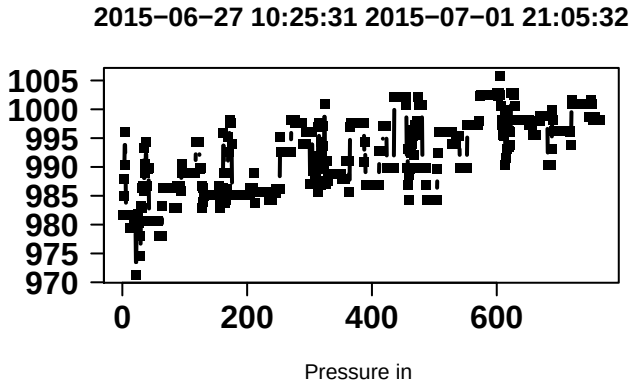
2015−06−27 10:25:31 2015−07−01 21:05:32
1005
1000
995
990
985
980
975
970
0
200
400
600
Pressure in

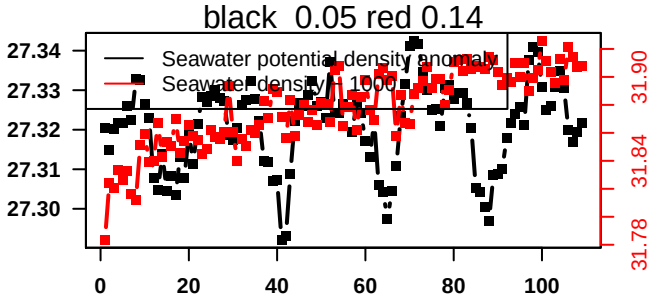
black 0.05 red 0.14
Seawater potential density anomaly
Seawater density / 1000
27.34
27.33
27.32
27.31
27.30
31.90
31.84
31.78
0
20
40
60
80
100

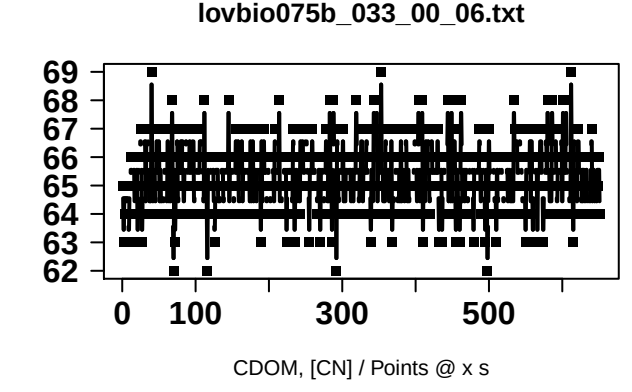
lovbio075b_033_00_06.txt
69
68
67
66
65
64
63
62
0
100
300
500
CDOM, [CN] / Points @ x s

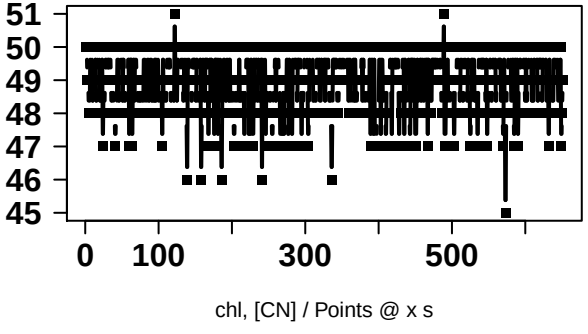
51
50
49
48
47
46
45
0
100
300
500
chl, [CN] / Points @ x s

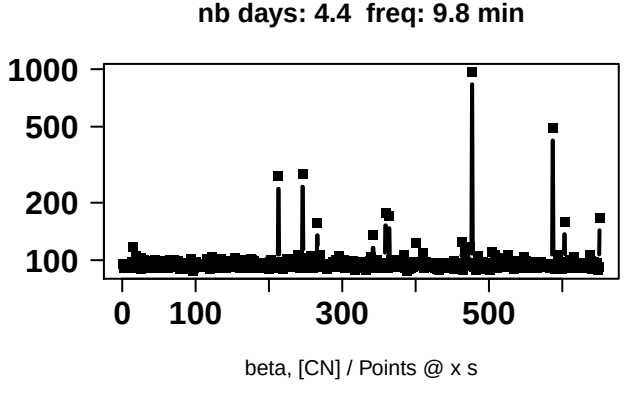
nb days: 4.4 freq: 9.8 min
1000
500
200
100
0
100
300
500
beta, [CN] / Points @ x s

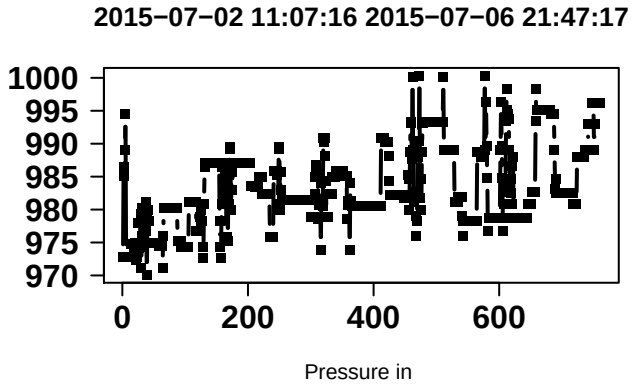
2015−07−02 11:07:16 2015−07−06 21:47:17
1000
995
990
985
980
975
970
0
200
400
600
Pressure in

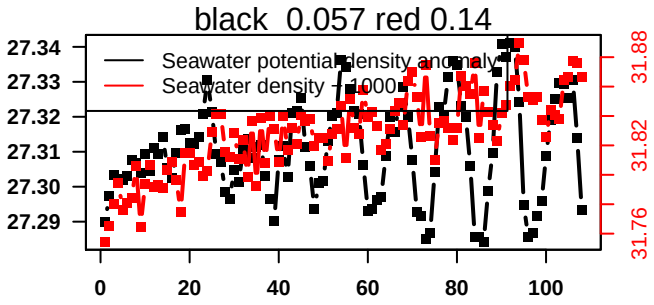
black 0.057 red 0.14
Seawater potential density anomaly
Seawater density − 1000
27.34
27.33
27.32
27.31
27.30
27.29
31.88
31.82
31.76
0
20
40
60
80
100

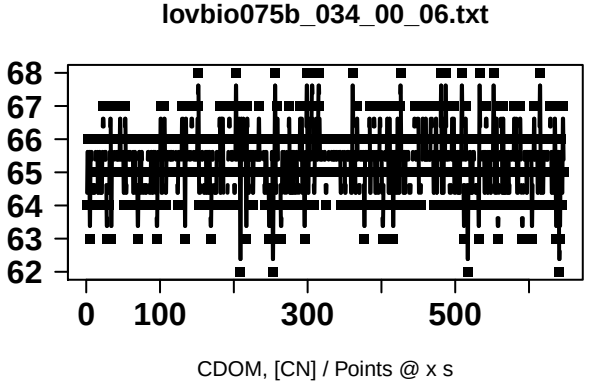
lovbio075b_034_00_06.txt
68
67
66
65
64
63
62
0
100
300
500
CDOM, [CN] / Points @ x s

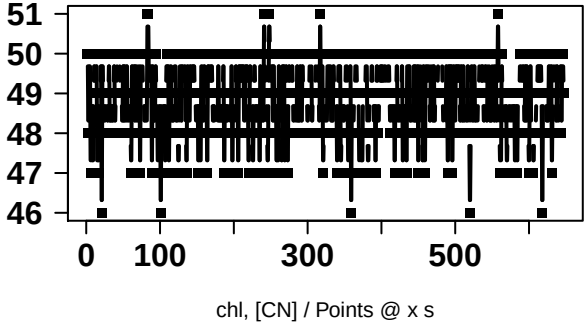
51
50
49
48
47
46
0
100
300
500
chl, [CN] / Points @ x s

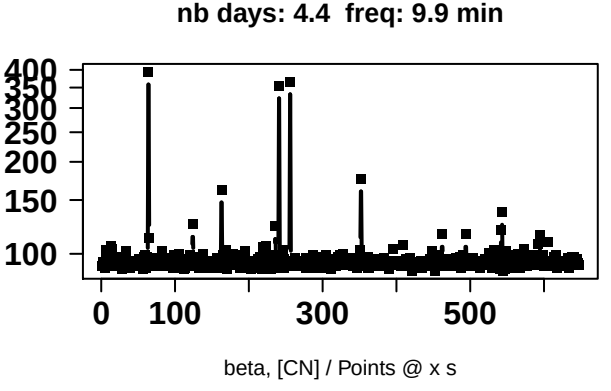
nb days: 4.4 freq: 9.9 min
400
350
300
250
200
150
100
0
100
300
500
beta, [CN] / Points @ x s

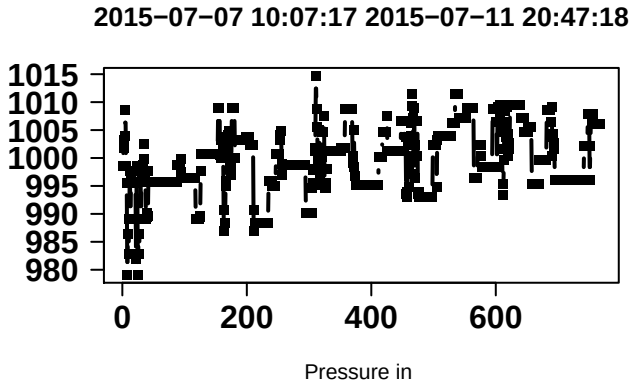
2015−07−07 10:07:17 2015−07−11 20:47:18
1015
1010
1005
1000
995
990
985
980
0
200
400
600
Pressure in

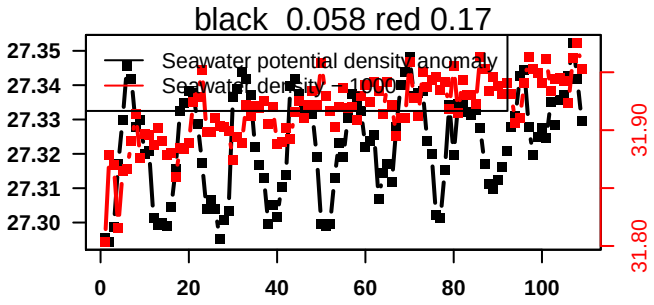
black 0.058 red 0.17
Seawater potential density anomaly
Seawater density − 1000
27.35
27.34
27.33
27.32
27.31
27.30
31.90
31.80
0
20
40
60
80
100

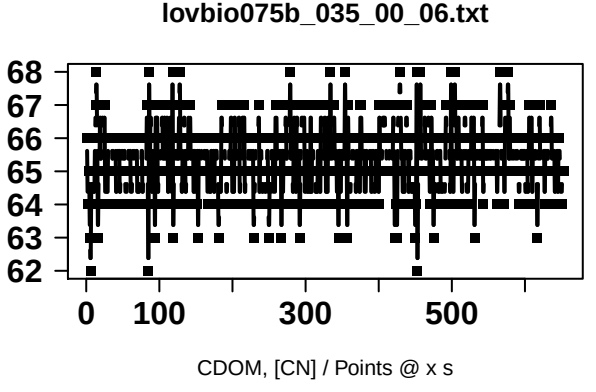
lovbio075b_035_00_06.txt
68
67
66
65
64
63
62
0
100
300
500
CDOM, [CN] / Points @ x s

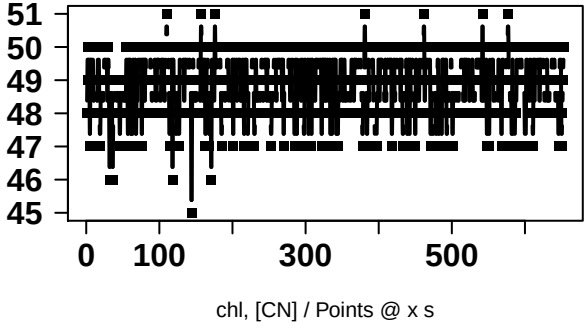
51
50
49
48
47
46
45
0
100
300
500
chl, [CN] / Points @ x s

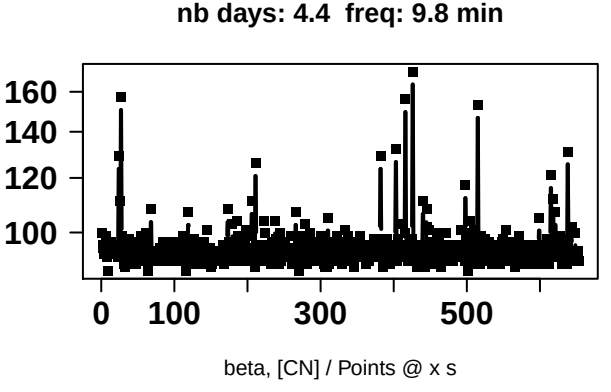
nb days: 4.4 freq: 9.8 min
160
140
120
100
0
100
300
500
beta, [CN] / Points @ x s

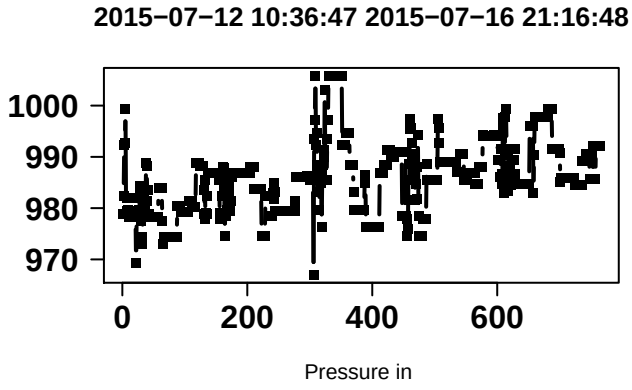
2015−07−12 10:36:47 2015−07−16 21:16:48
1000
990
980
970
0
200
400
600
Pressure in

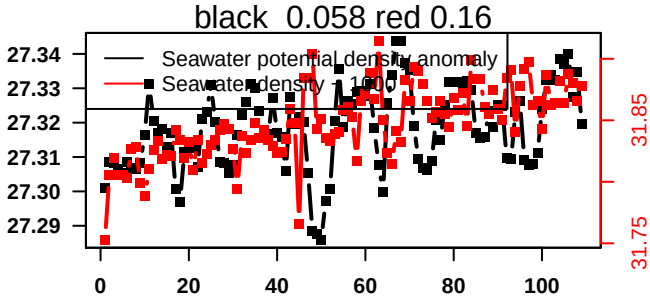
black 0.058 red 0.16
Seawater potential density anomaly
Seawater density - 1000
27.34
27.33
27.32
27.31
27.30
27.29
31.85
31.75
0
20
40
60
80
100

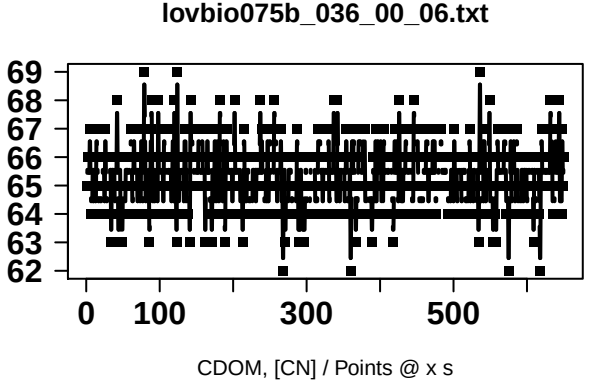
lovbio075b_036_00_06.txt
69
68
67
66
65
64
63
62
0
100
300
500
CDOM, [CN] / Points @ x s

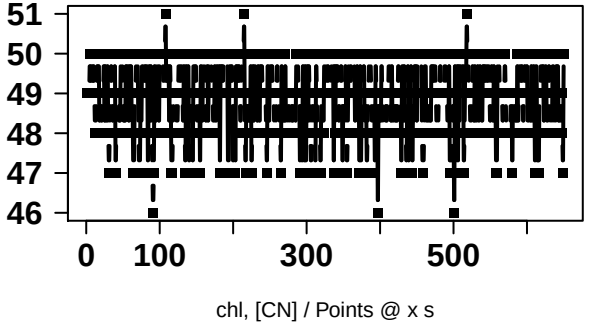
51
50
49
48
47
46
0
100
300
500
chl, [CN] / Points @ x s

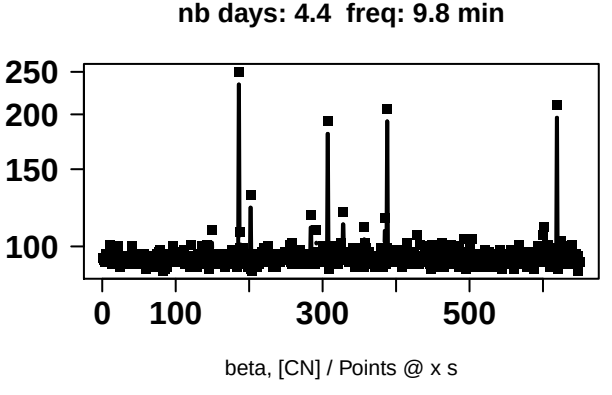
nb days: 4.4 freq: 9.8 min
250
200
150
100
0
100
300
500
beta, [CN] / Points @ x s

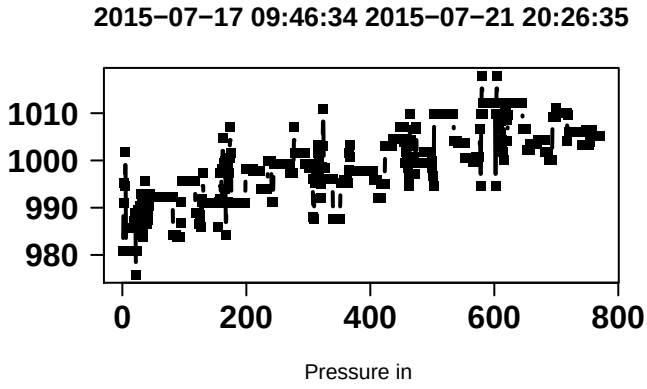
2015−07−17 09:46:34 2015−07−21 20:26:35
1010
1000
990
980
0
200
400
600
800
Pressure in

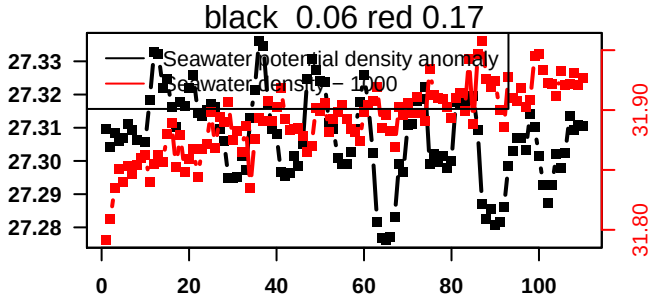
black 0.06 red 0.17
Seawater potential density anomaly
Seawater density − 1000
27.33
27.32
27.31
27.30
27.29
27.28
31.90
31.80
0
20
40
60
80
100

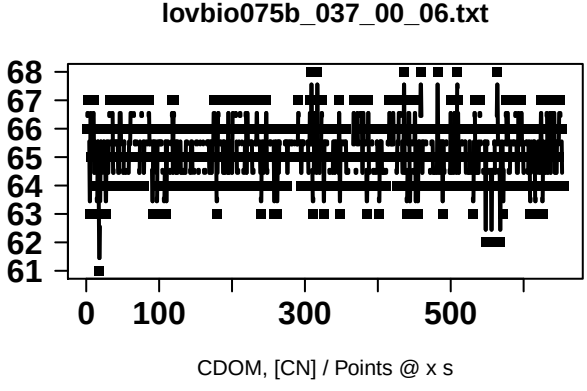
lovbio075b_037_00_06.txt
68
67
66
65
64
63
62
61
0
100
300
500
CDOM, [CN] / Points @ x s

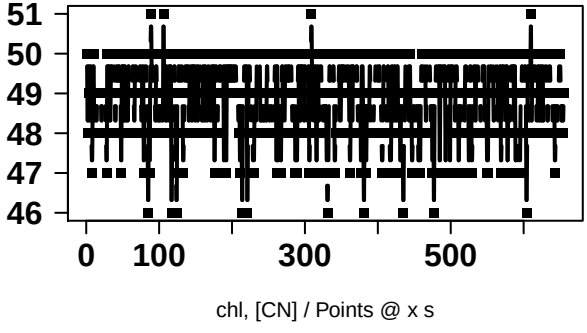
51
50
49
48
47
46
0
100
300
500
chl, [CN] / Points @ x s

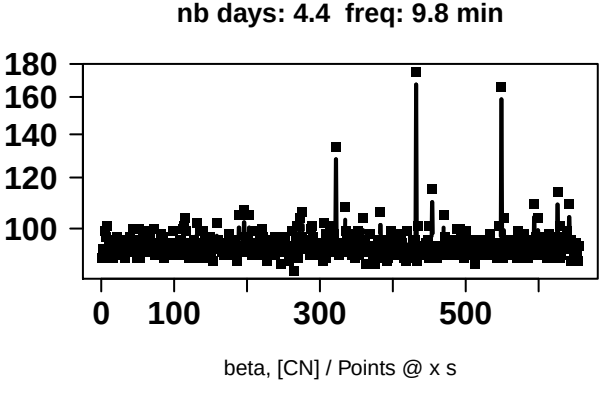
nb days: 4.4 freq: 9.8 min
180
160
140
120
100
0
100
300
500
beta, [CN] / Points @ x s

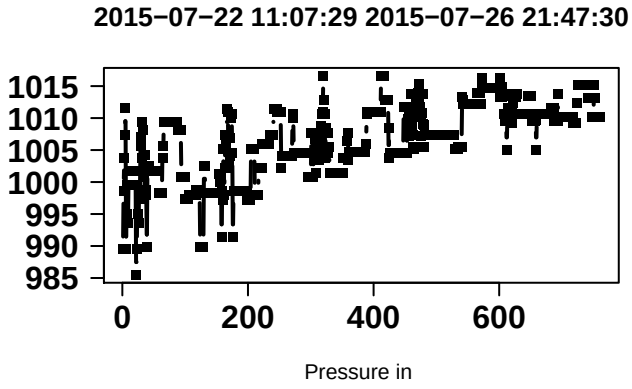
2015−07−22 11:07:29 2015−07−26 21:47:30
1015
1010
1005
1000
995
990
985
0
200
400
600
Pressure in

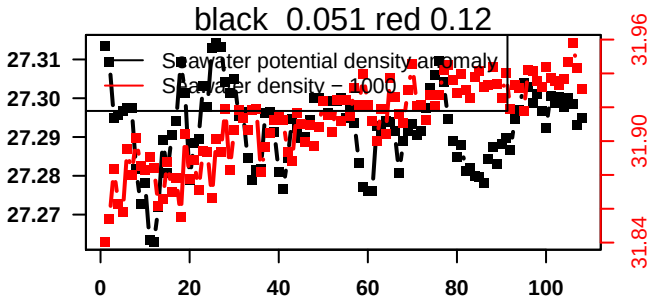
black 0.051 red 0.12
Seawater potential density anomaly
Seawater density − 1000
27.31
27.30
27.29
27.28
27.27
31.96
31.90
31.84
0
20
40
60
80
100

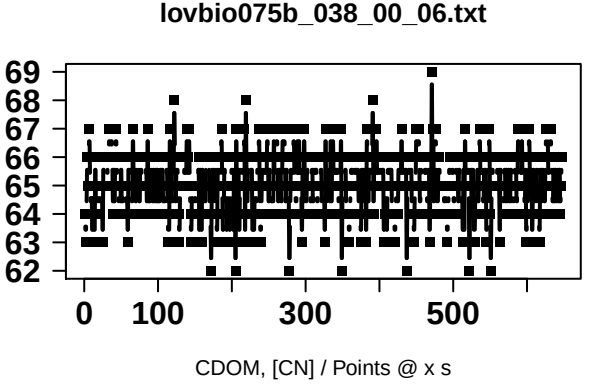
lovbio075b_038_00_06.txt
69
68
67
66
65
64
63
62
0
100
300
500
CDOM, [CN] / Points @ x s

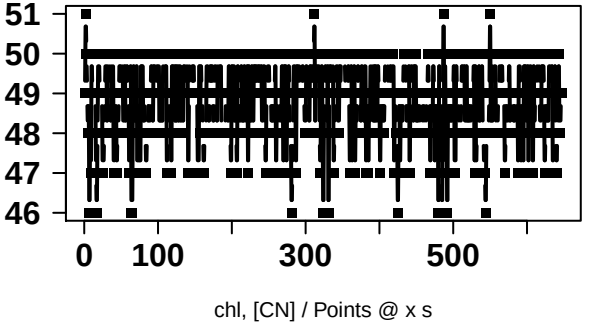
51
50
49
48
47
46
0
100
300
500
chl, [CN] / Points @ x s

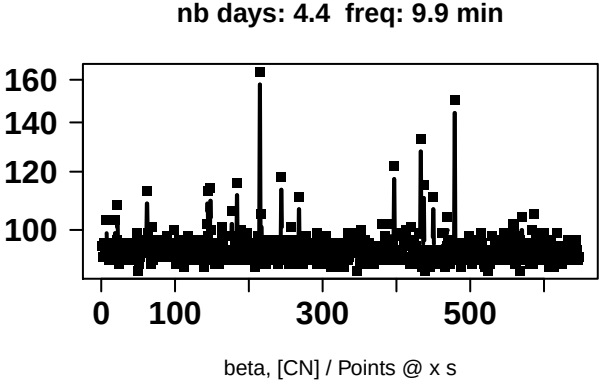
nb days: 4.4 freq: 9.9 min
160
140
120
100
0
100
300
500
beta, [CN] / Points @ x s

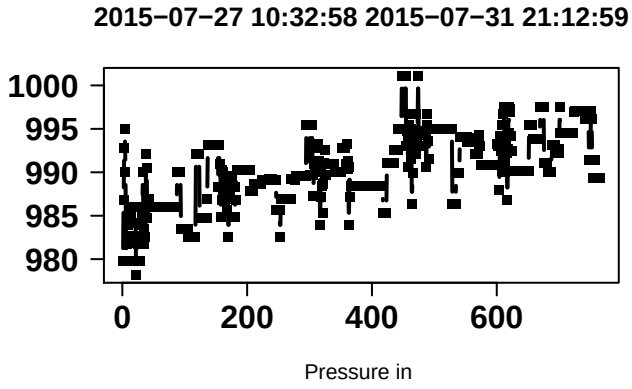
2015−07−27 10:32:58 2015−07−31 21:12:59
1000
995
990
985
980
0
200
400
600
Pressure in

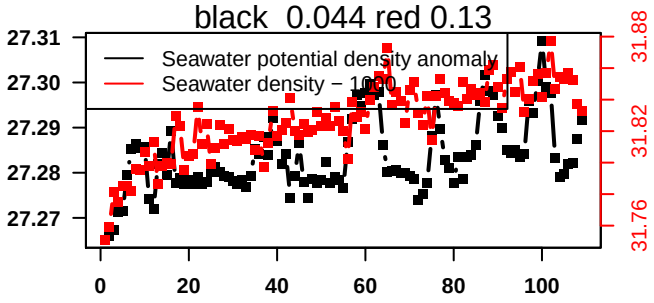
black 0.044 red 0.13
Seawater potential density anomaly
Seawater density − 1000
27.31
27.30
27.29
27.28
27.27
31.88
31.82
31.76
0
20
40
60
80
100

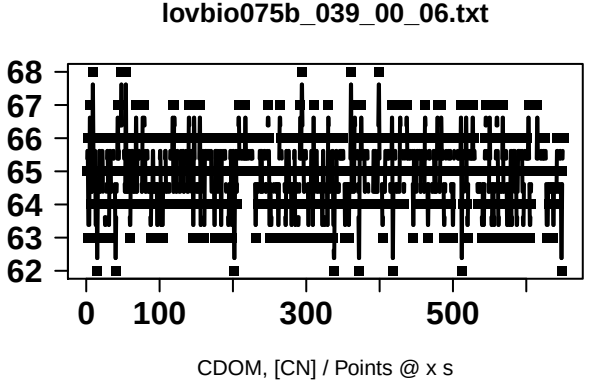
lovbio075b_039_00_06.txt
68
67
66
65
64
63
62
0
100
300
500
CDOM, [CN] / Points @ x s

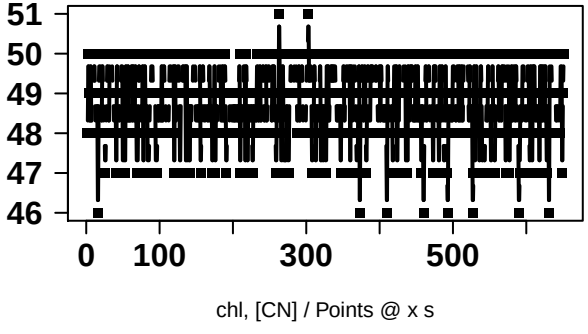
51
50
49
48
47
46
0
100
300
500
chl, [CN] / Points @ x s

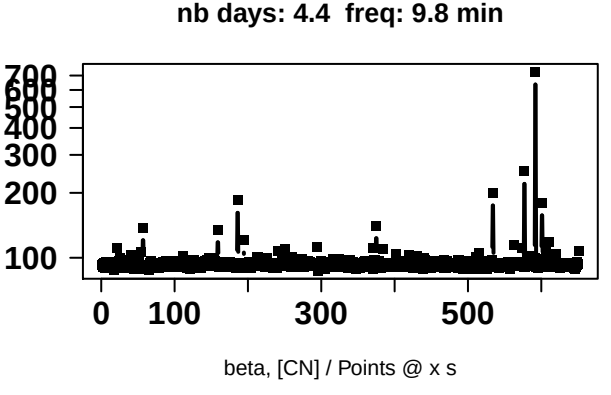
nb days: 4.4 freq: 9.8 min
700
600
500
400
300
200
100
0
100
300
500
beta, [CN] / Points @ x s

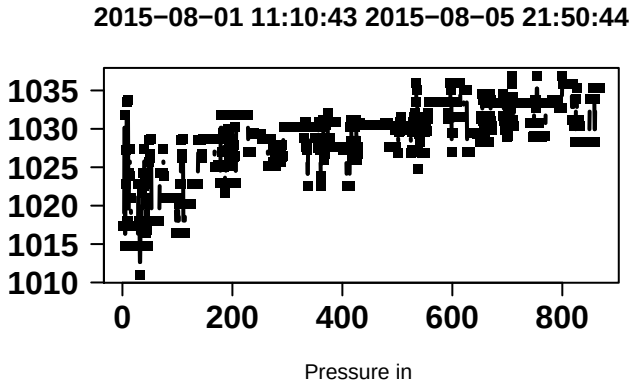
2015−08−01 11:10:43 2015−08−05 21:50:44
1035
1030
1025
1020
1015
1010
0
200
400
600
800
Pressure in

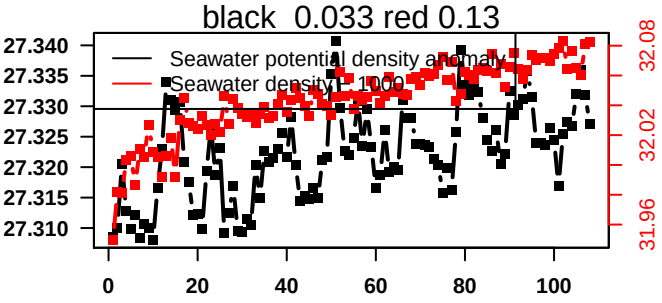
black 0.033 red 0.13
Seawater potential density anomaly
Seawater density - 1000
27.340
27.335
27.330
27.325
27.320
27.315
27.310
32.08
32.02
31.96
0
20
40
60
80
100

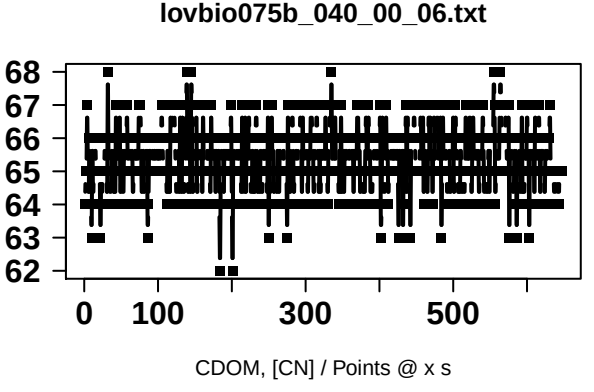
lovbio075b_040_00_06.txt
68
67
66
65
64
63
62
0
100
300
500
CDOM, [CN] / Points @ x s

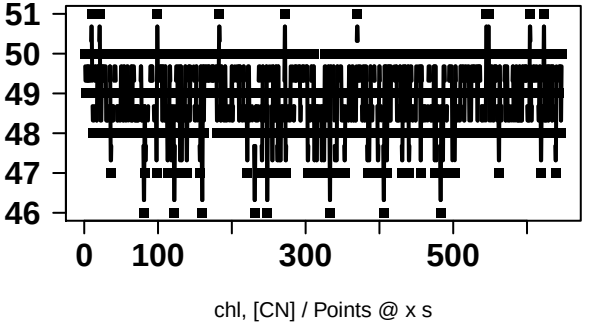
51
50
49
48
47
46
0
100
300
500
chl, [CN] / Points @ x s

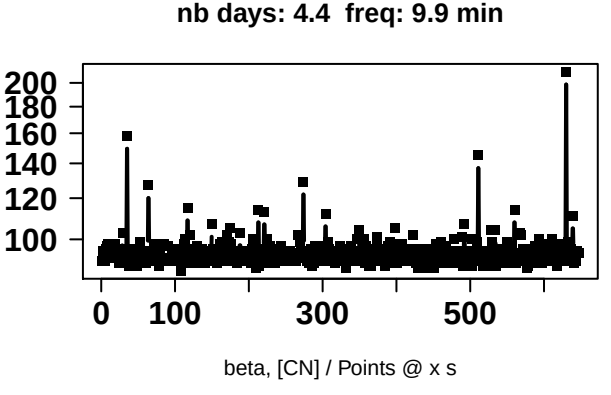
nb days: 4.4 freq: 9.9 min
200
180
160
140
120
100
0
100
300
500
beta, [CN] / Points @ x s

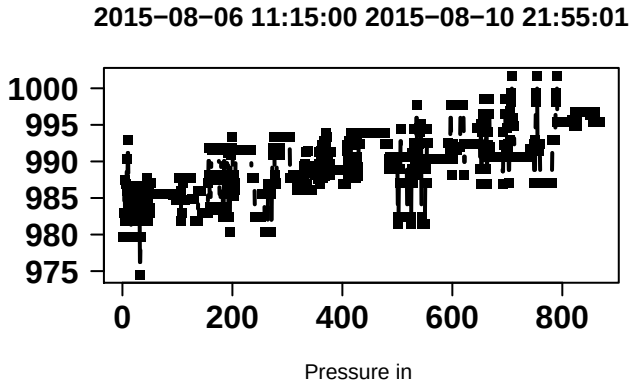
2015−08−06 11:15:00 2015−08−10 21:55:01
1000
995
990
985
980
975
0
200
400
600
800
Pressure in

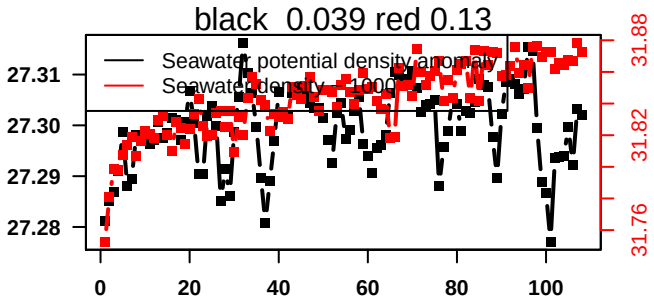
black 0.039 red 0.13
Seawater potential density anomaly
Seawater density - 1000
27.31
27.30
27.29
27.28
31.88
31.82
31.76
0
20
40
60
80
100

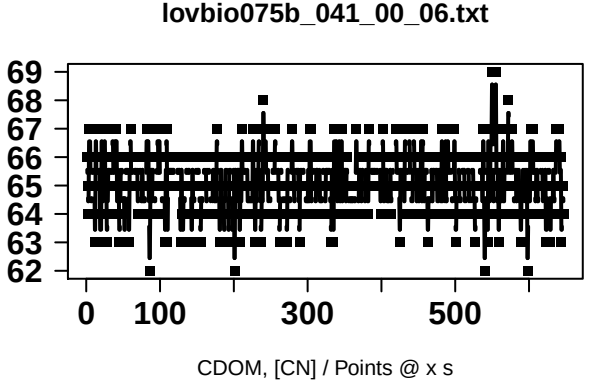
lovbio075b_041_00_06.txt
69
68
67
66
65
64
63
62
0
100
300
500
CDOM, [CN] / Points @ x s

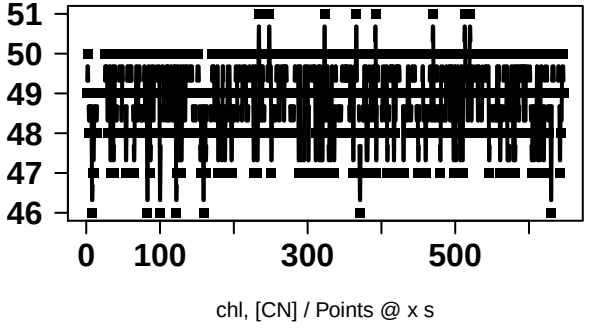
51
50
49
48
47
46
0
100
300
500
chl, [CN] / Points @ x s

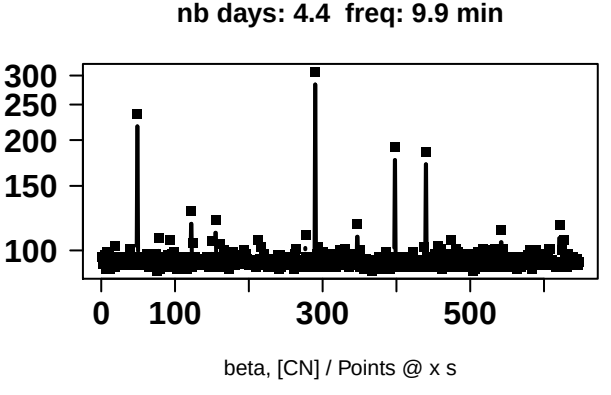
nb days: 4.4 freq: 9.9 min
300
250
200
150
100
0
100
300
500
beta, [CN] / Points @ x s

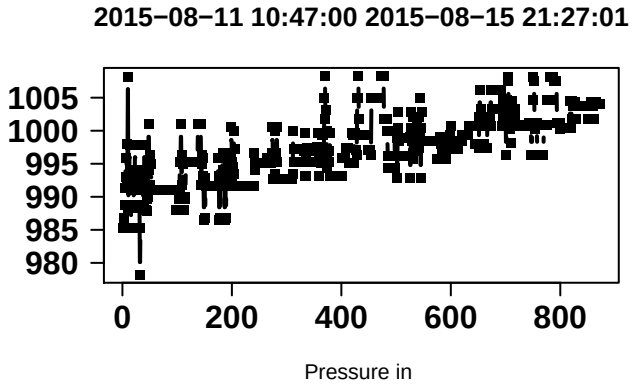
2015−08−11 10:47:00 2015−08−15 21:27:01
1005
1000
995
990
985
980
0
200
400
600
800
Pressure in

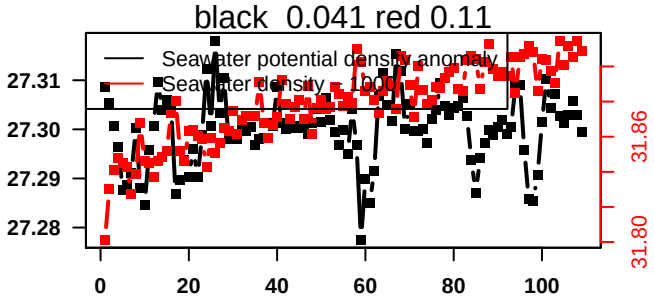
black 0.041 red 0.11
Seawater potential density anomaly
Seawater density - 1000
27.31
27.30
27.29
27.28
31.86
31.80
0
20
40
60
80
100

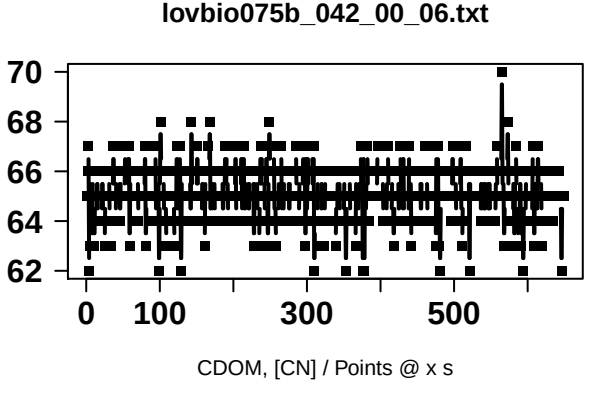
lovbio075b_042_00_06.txt
70
68
66
64
62
0
100
300
500
CDOM, [CN] / Points @ x s

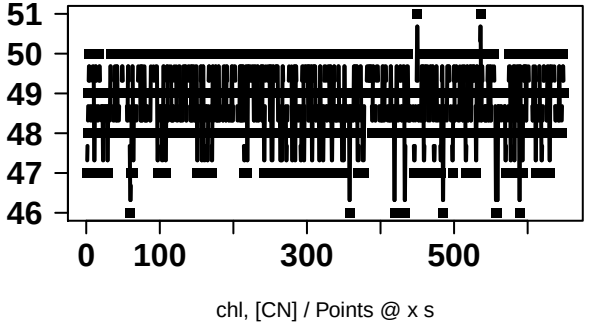
51
50
49
48
47
46
0
100
300
500
chl, [CN] / Points @ x s

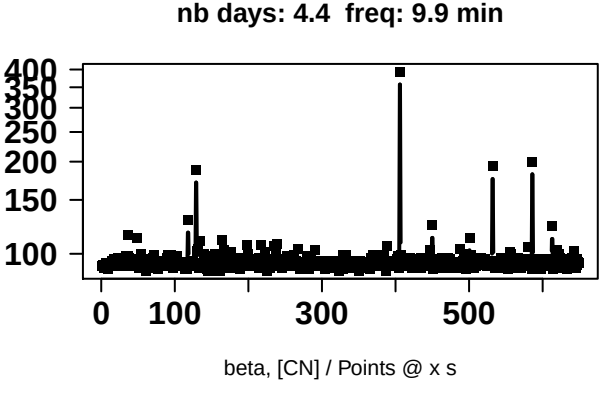
nb days: 4.4 freq: 9.9 min
400
350
300
250
200
150
100
0
100
300
500
beta, [CN] / Points @ x s

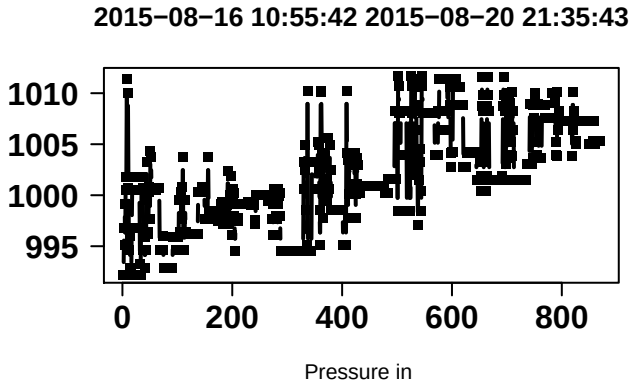
2015−08−16 10:55:42 2015−08−20 21:35:43
1010
1005
1000
995
0
200
400
600
800
Pressure in

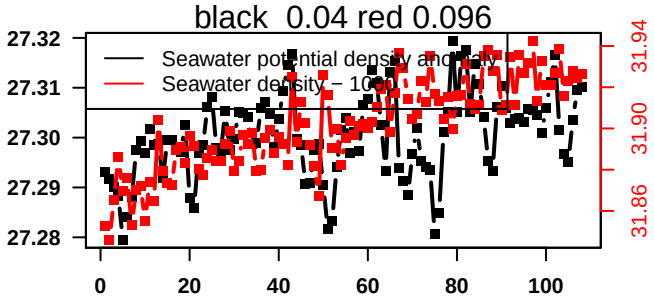
black 0.04 red 0.096
Seawater potential density anomaly
Seawater density − 1000
27.32
27.31
27.30
27.29
27.28
31.94
31.90
31.86
0
20
40
60
80
100

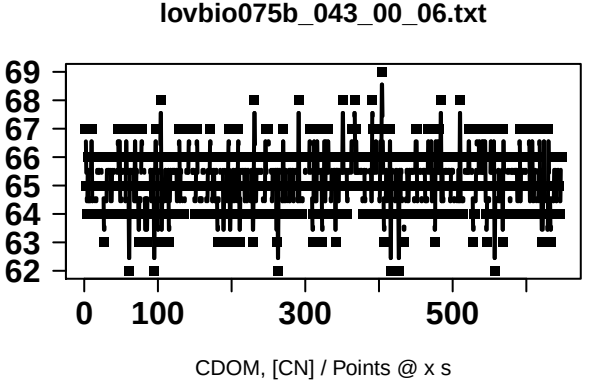
lovbio075b_043_00_06.txt
69
68
67
66
65
64
63
62
0
100
300
500
CDOM, [CN] / Points @ x s

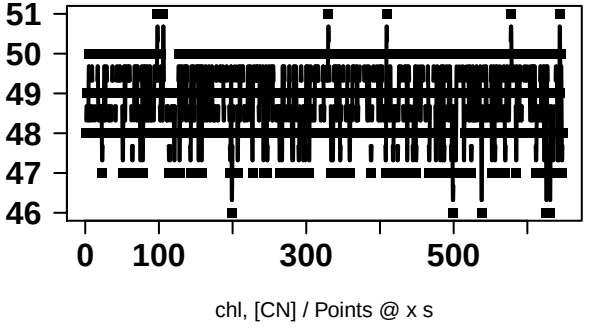
51
50
49
48
47
46
0
100
300
500
chl, [CN] / Points @ x s

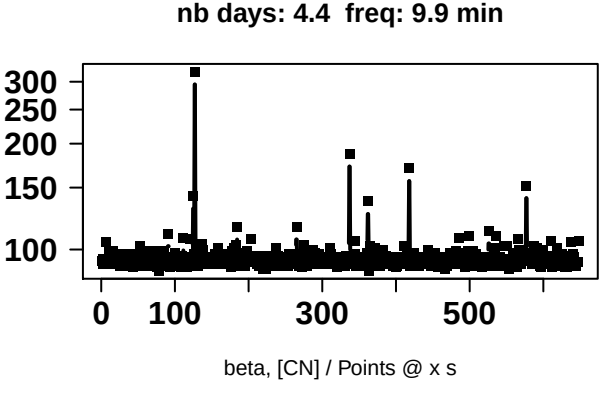
nb days: 4.4 freq: 9.9 min
300
250
200
150
100
0
100
300
500
beta, [CN] / Points @ x s

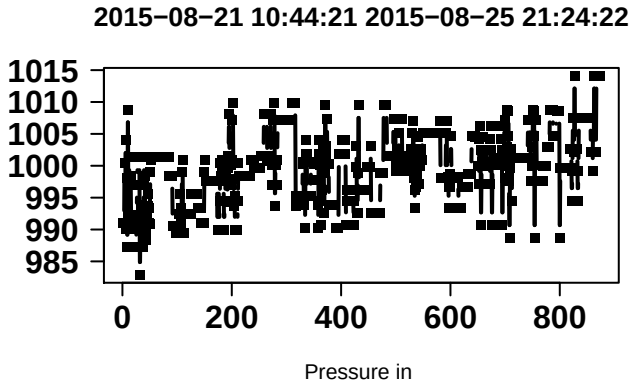
2015−08−21 10:44:21 2015−08−25 21:24:22
1015
1010
1005
1000
995
990
985
0
200
400
600
800
Pressure in

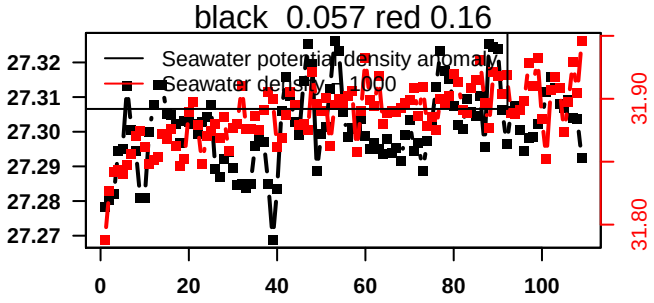
black 0.057 red 0.16
Seawater potential density anomaly
Seawater density - 1000
27.32
27.31
27.30
27.29
27.28
27.27
31.90
31.80
0
20
40
60
80
100

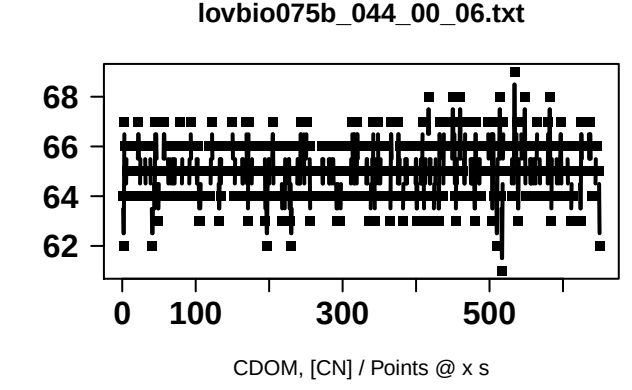
lovbio075b_044_00_06.txt
68
66
64
62
0
100
300
500
CDOM, [CN] / Points @ x s

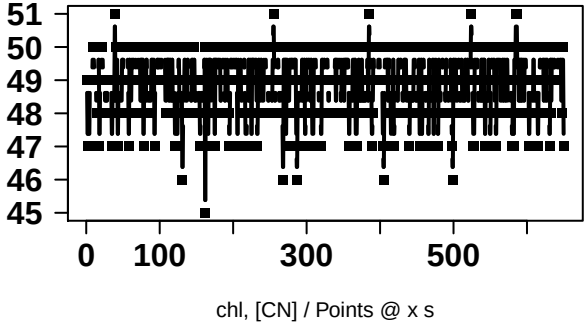
51
50
49
48
47
46
45
0
100
300
500
chl, [CN] / Points @ x s

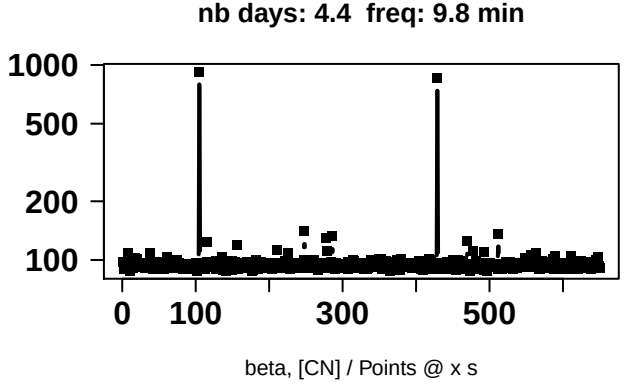
nb days: 4.4 freq: 9.8 min
1000
500
200
100
0
100
300
500
beta, [CN] / Points @ x s

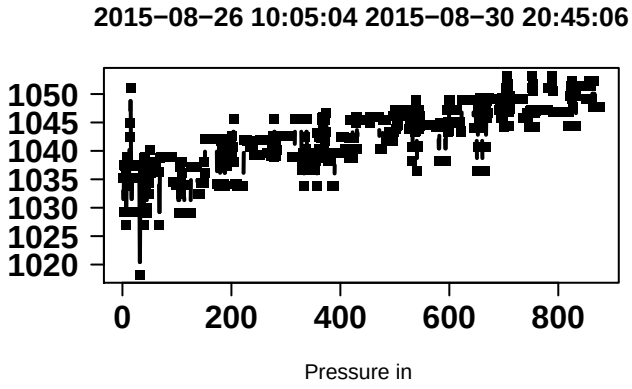
2015−08−26 10:05:04 2015−08−30 20:45:06
1050
1045
1040
1035
1030
1025
1020
0
200
400
600
800
Pressure in

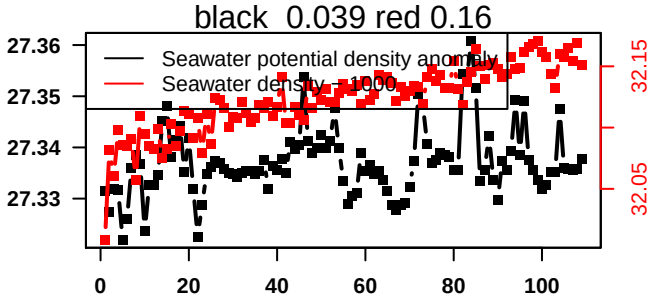
black 0.039 red 0.16
Seawater potential density anomaly
Seawater density − 1000
27.36
27.35
27.34
27.33
32.15
32.05
0
20
40
60
80
100

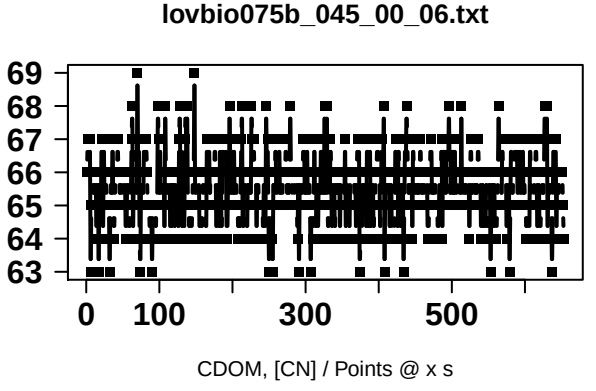
lovbio075b_045_00_06.txt
69
68
67
66
65
64
63
0
100
300
500
CDOM, [CN] / Points @ x s

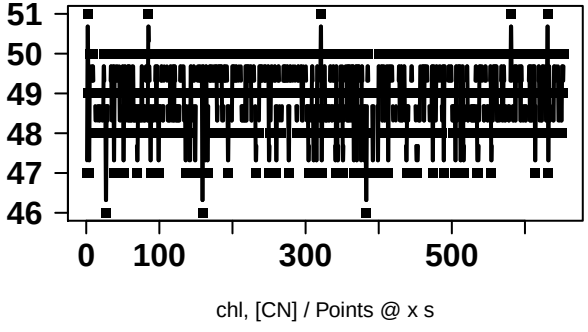
51
50
49
48
47
46
0
100
300
500
chl, [CN] / Points @ x s

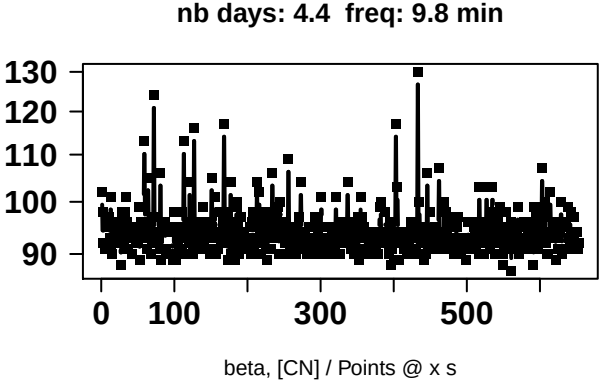
nb days: 4.4 freq: 9.8 min
130
120
110
100
90
0
100
300
500
beta, [CN] / Points @ x s

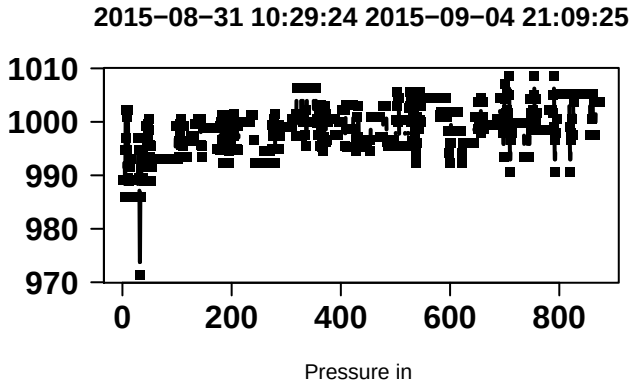
2015−08−31 10:29:24 2015−09−04 21:09:25
1010
1000
990
980
970
0
200
400
600
800
Pressure in

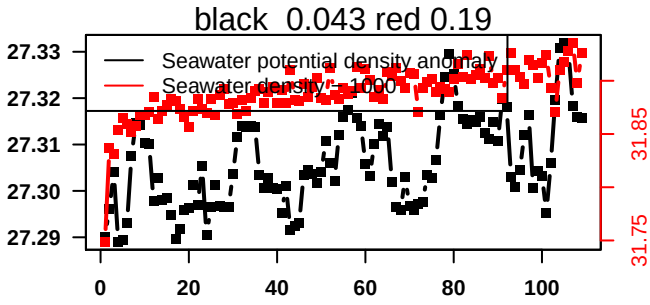
black 0.043 red 0.19
Seawater potential density anomaly
Seawater density − 1000
27.33
27.32
27.31
27.30
27.29
31.85
31.75
0
20
40
60
80
100

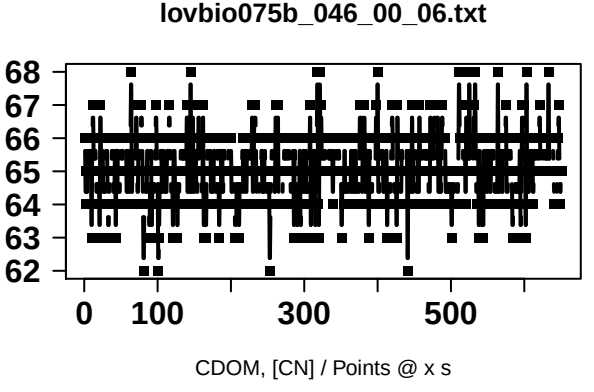
lovbio075b_046_00_06.txt
68
67
66
65
64
63
62
0
100
300
500
CDOM, [CN] / Points @ x s

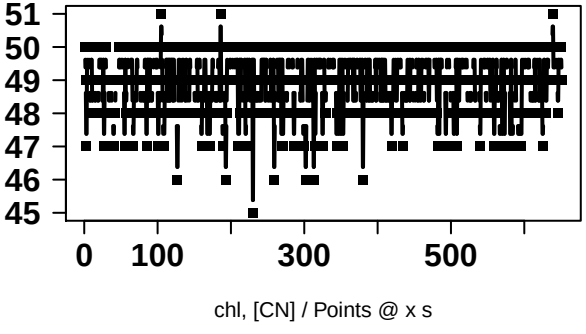
51
50
49
48
47
46
45
0
100
300
500
chl, [CN] / Points @ x s

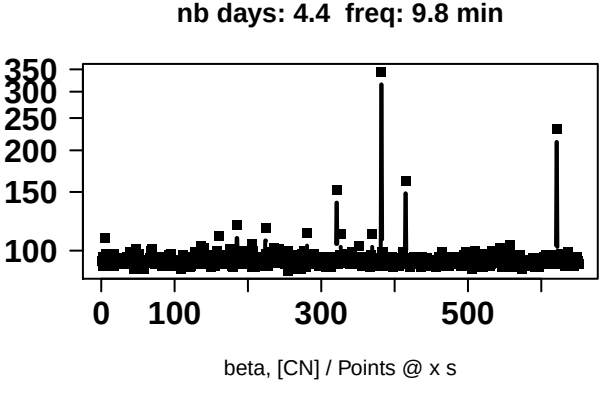
nb days: 4.4 freq: 9.8 min
350
300
250
200
150
100
0
100
300
500
beta, [CN] / Points @ x s

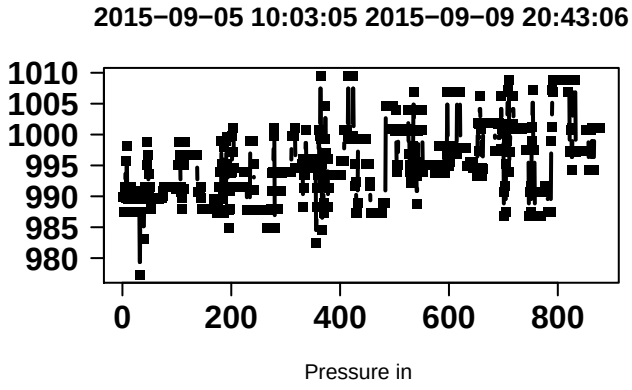
2015−09−05 10:03:05 2015−09−09 20:43:06
1010
1005
1000
995
990
985
980
0
200
400
600
800
Pressure in

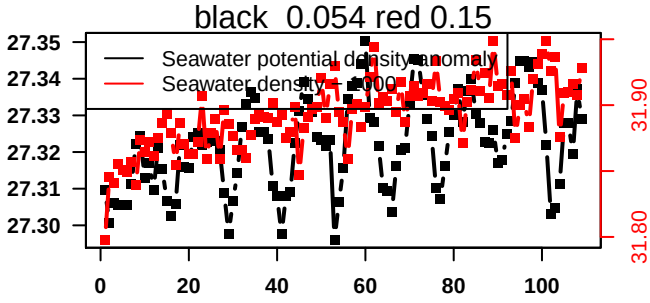
black 0.054 red 0.15
Seawater potential density anomaly
Seawater density − 1000
27.35
27.34
27.33
27.32
27.31
27.30
31.90
31.80
0
20
40
60
80
100

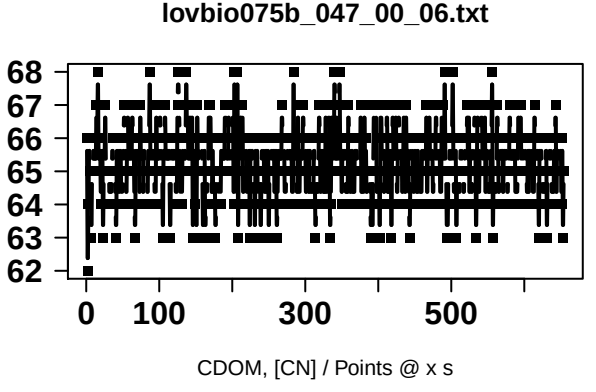
lovbio075b_047_00_06.txt
68
67
66
65
64
63
62
0
100
300
500
CDOM, [CN] / Points @ x s

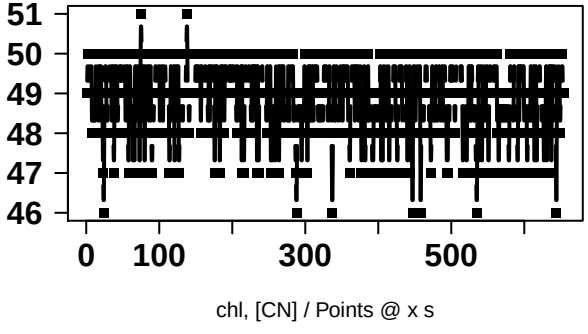
51
50
49
48
47
46
0
100
300
500
chl, [CN] / Points @ x s

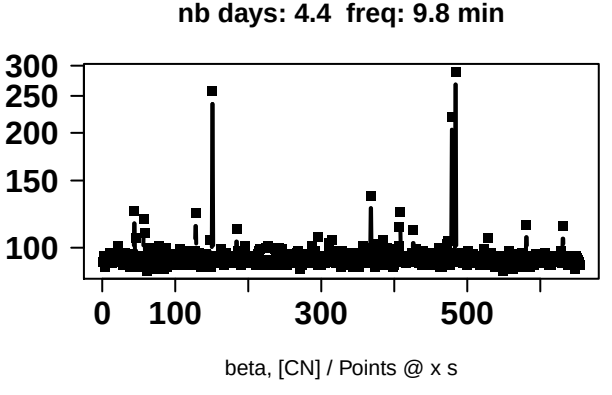
nb days: 4.4 freq: 9.8 min
300
250
200
150
100
0
100
300
500
beta, [CN] / Points @ x s

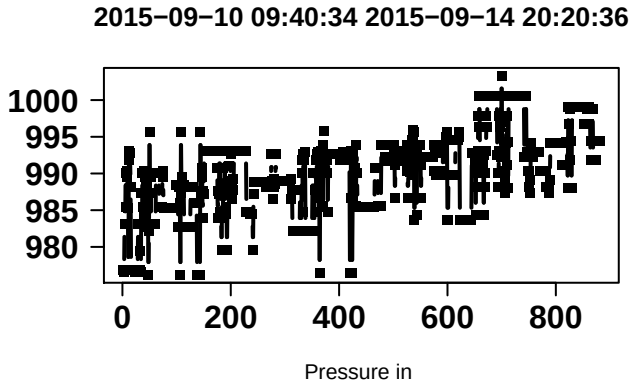
2015−09−10 09:40:34 2015−09−14 20:20:36
1000
995
990
985
980
0
200
400
600
800
Pressure in

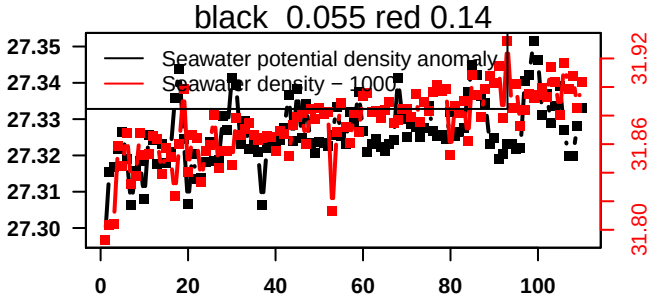
black 0.055 red 0.14
Seawater potential density anomaly
Seawater density − 1000
27.35
27.34
27.33
27.32
27.31
27.30
31.92
31.86
31.80
0
20
40
60
80
100

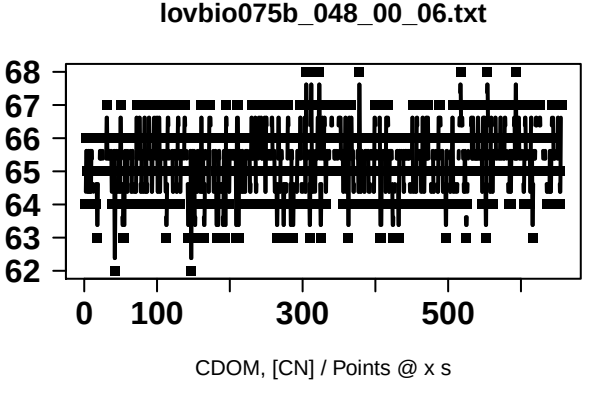
lovbio075b_048_00_06.txt
68
67
66
65
64
63
62
0
100
300
500
CDOM, [CN] / Points @ x s

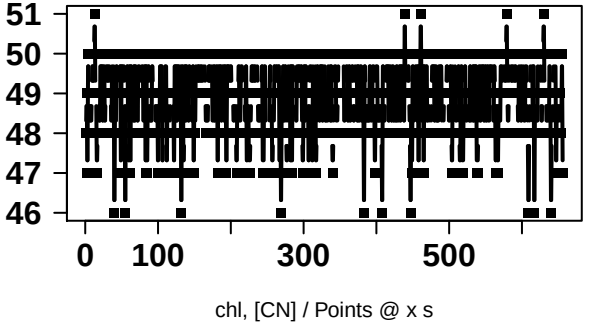
51
50
49
48
47
46
0
100
300
500
chl, [CN] / Points @ x s

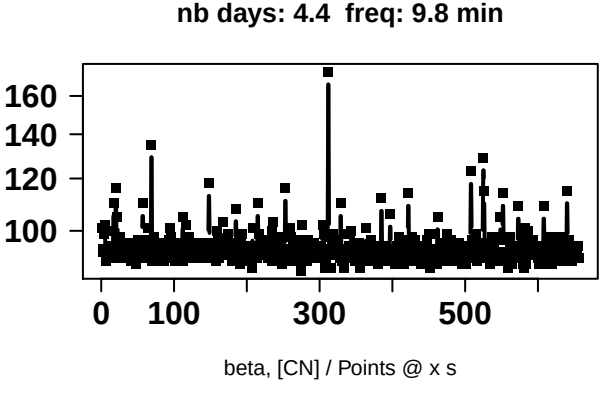
nb days: 4.4 freq: 9.8 min
160
140
120
100
0
100
300
500
beta, [CN] / Points @ x s

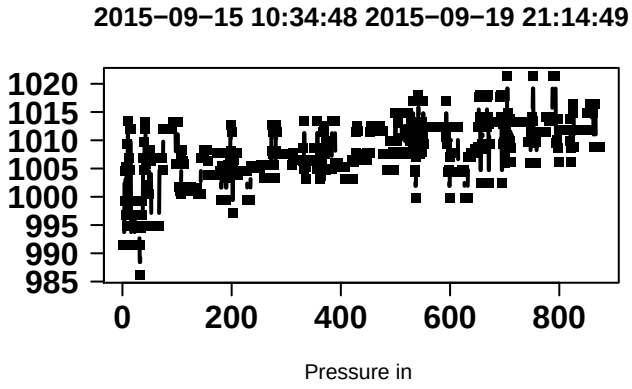
2015−09−15 10:34:48 2015−09−19 21:14:49
1020
1015
1010
1005
1000
995
990
985
0
200
400
600
800
Pressure in

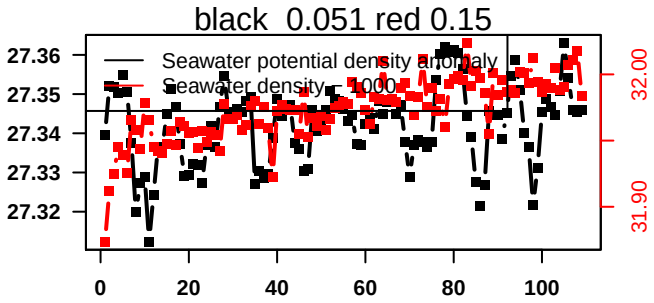
black 0.051 red 0.15
Seawater potential density anomaly
Seawater density − 1000
27.36
27.35
27.34
27.33
27.32
32.00
31.90
0
20
40
60
80
100

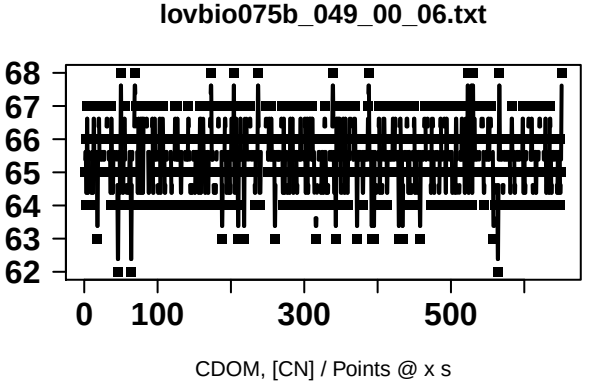
lovbio075b_049_00_06.txt
68
67
66
65
64
63
62
0
100
300
500
CDOM, [CN] / Points @ x s

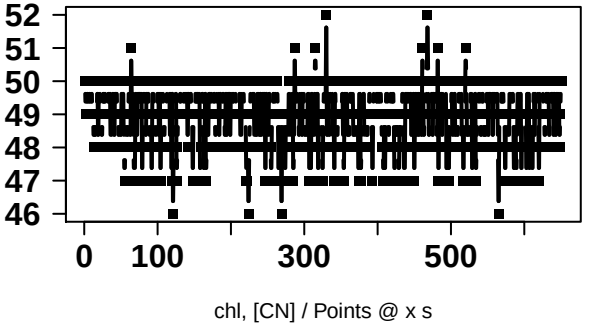
52
51
50
49
48
47
46
0
100
300
500
chl, [CN] / Points @ x s

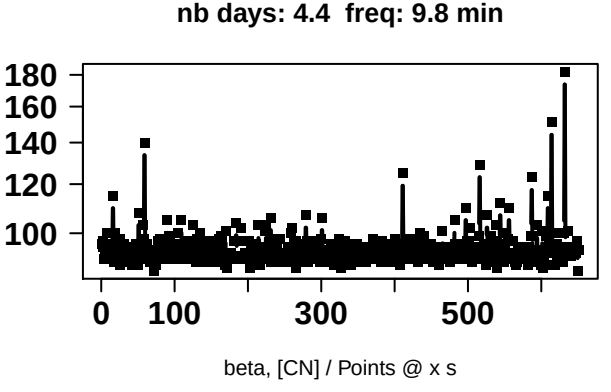
nb days: 4.4 freq: 9.8 min
180
160
140
120
100
0
100
300
500
beta, [CN] / Points @ x s

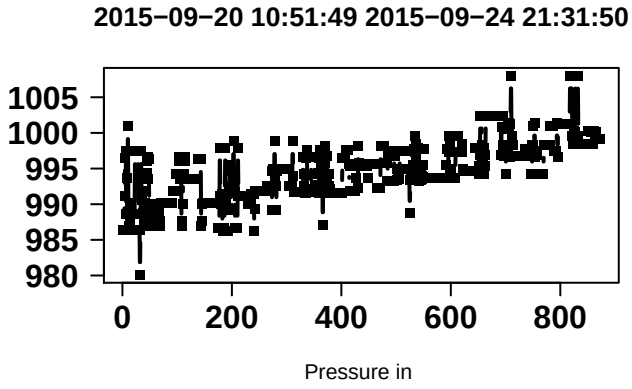
2015−09−20 10:51:49 2015−09−24 21:31:50
1005
1000
995
990
985
980
0
200
400
600
800
Pressure in

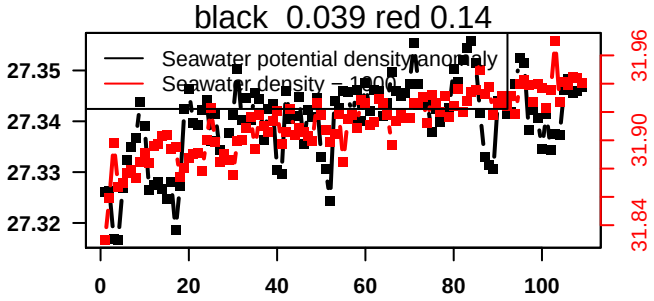
black 0.039 red 0.14
Seawater potential density anomaly
Seawater density − 1000
27.35
27.34
27.33
27.32
31.96
31.90
31.84
0
20
40
60
80
100

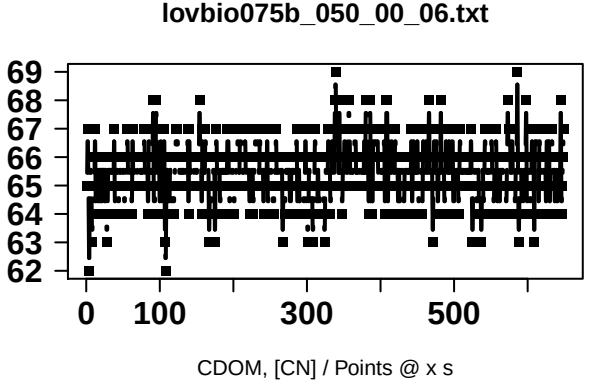
lovbio075b_050_00_06.txt
69
68
67
66
65
64
63
62
0
100
300
500
CDOM, [CN] / Points @ x s

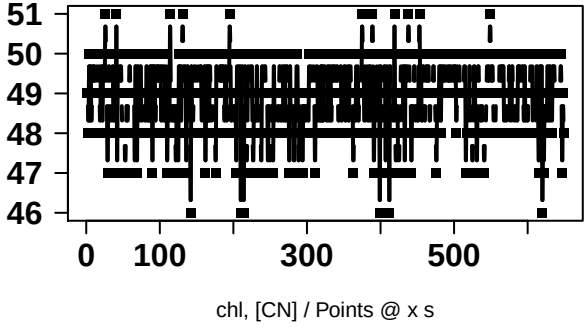
51
50
49
48
47
46
0
100
300
500
chl, [CN] / Points @ x s

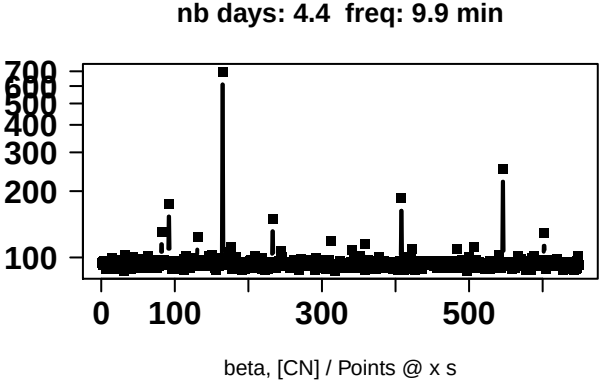
nb days: 4.4 freq: 9.9 min
700
600
500
400
300
200
100
0
100
300
500
beta, [CN] / Points @ x s

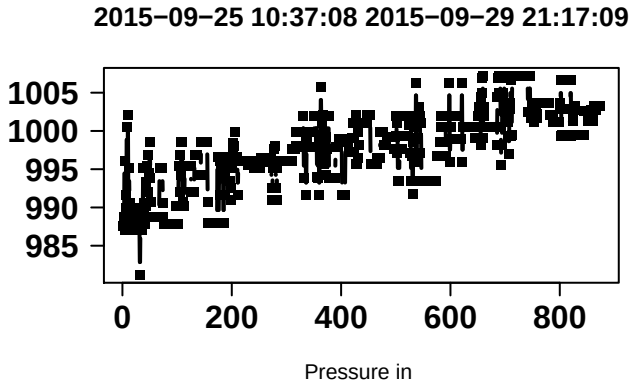
2015−09−25 10:37:08 2015−09−29 21:17:09
1005
1000
995
990
985
0
200
400
600
800
Pressure in

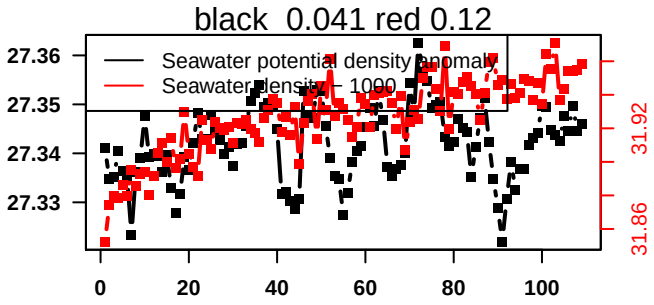
black 0.041 red 0.12
Seawater potential density anomaly
Seawater density − 1000
27.36
27.35
27.34
27.33
31.92
31.86
0
20
40
60
80
100

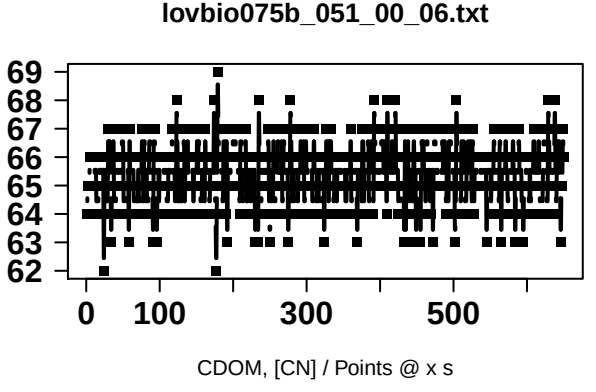
lovbio075b_051_00_06.txt
69
68
67
66
65
64
63
62
0
100
300
500
CDOM, [CN] / Points @ x s

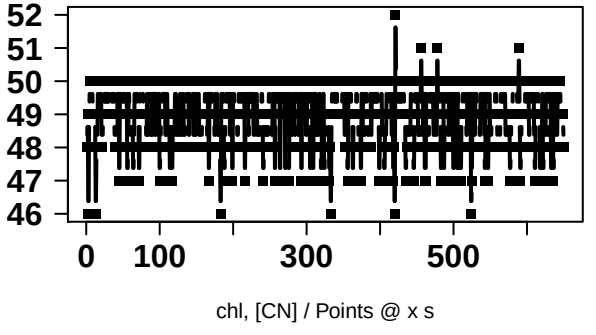
52
51
50
49
48
47
46
0
100
300
500
chl, [CN] / Points @ x s

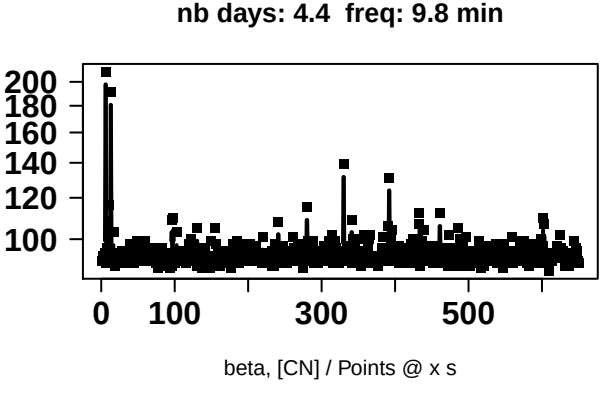
nb days: 4.4 freq: 9.8 min
200
180
160
140
120
100
0
100
300
500
beta, [CN] / Points @ x s

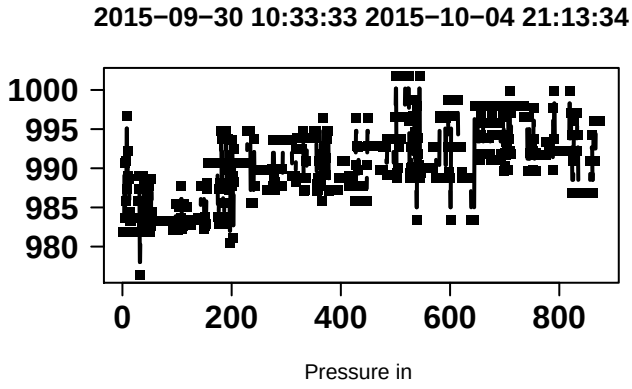
2015−09−30 10:33:33 2015−10−04 21:13:34
1000
995
990
985
980
0
200
400
600
800
Pressure in

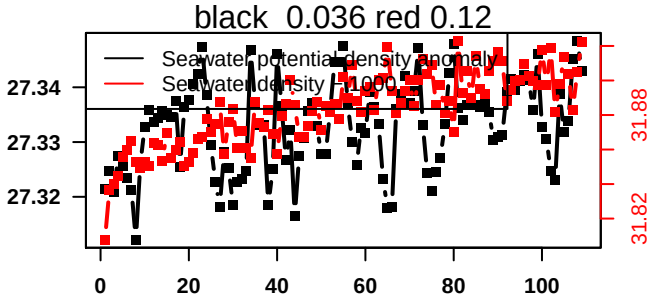
black 0.036 red 0.12
Seawater potential density anomaly
Seawater density [-1000]
27.34
27.33
27.32
31.88
31.82
0
20
40
60
80
100

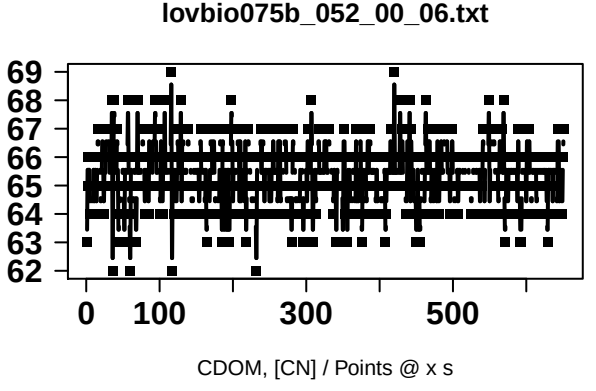
lovbio075b_052_00_06.txt
69
68
67
66
65
64
63
62
0
100
300
500
CDOM, [CN] / Points @ x s

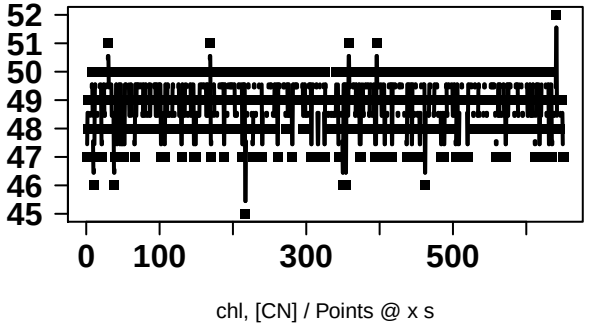
52
51
50
49
48
47
46
45
0
100
300
500
chl, [CN] / Points @ x s

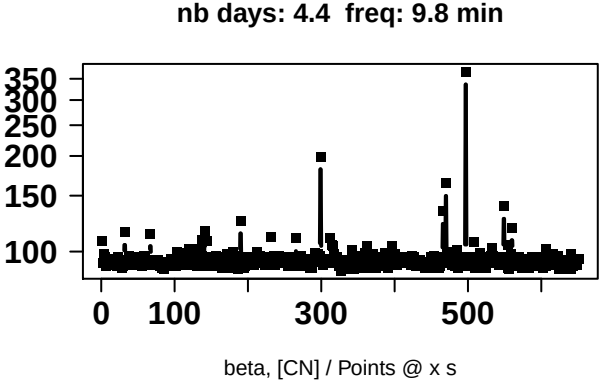
nb days: 4.4 freq: 9.8 min
350
300
250
200
150
100
0
100
300
500
beta, [CN] / Points @ x s

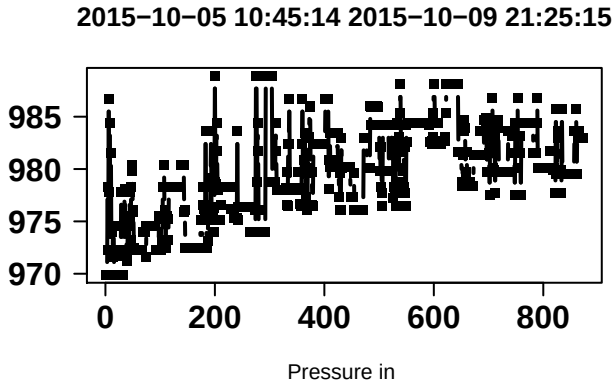
2015−10−05 10:45:14 2015−10−09 21:25:15
985
980
975
970
0
200
400
600
800
Pressure in

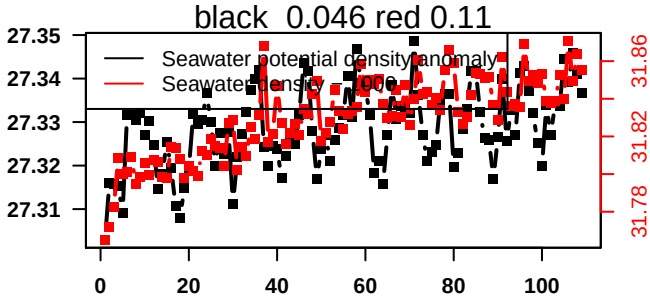
black 0.046 red 0.11
Seawater potential density anomaly
Seawater density - 1000
27.35
27.34
27.33
27.32
27.31
31.86
31.82
31.78
0
20
40
60
80
100

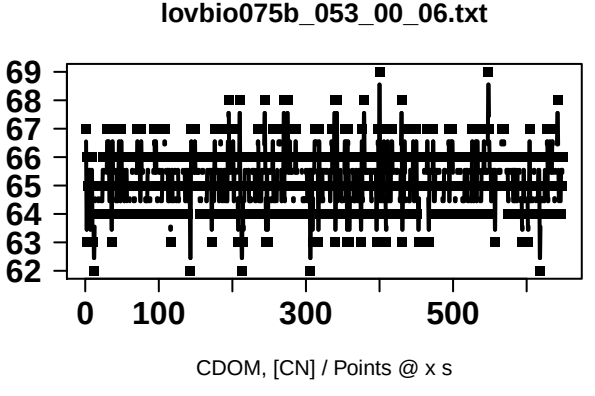
lovbio075b_053_00_06.txt
69
68
67
66
65
64
63
62
0
100
300
500
CDOM, [CN] / Points @ x s

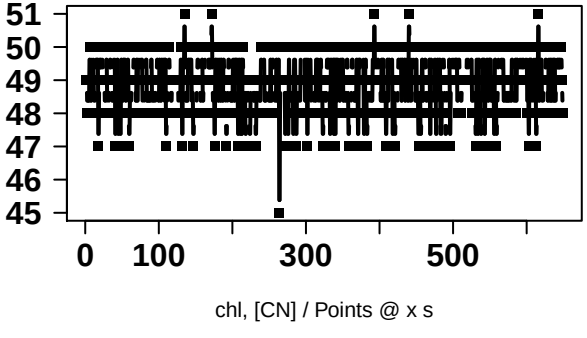
51
50
49
48
47
46
45
0
100
300
500
chl, [CN] / Points @ x s

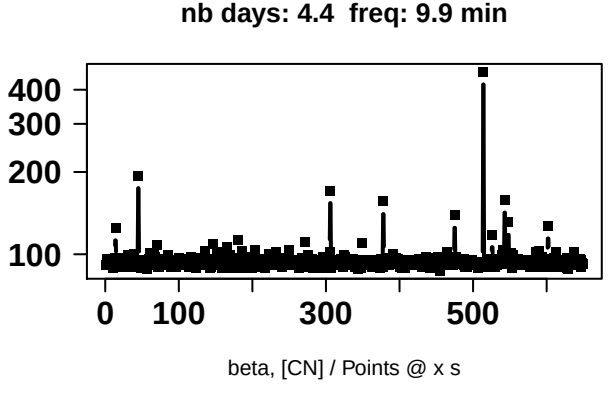
nb days: 4.4 freq: 9.9 min
400
300
200
100
0
100
300
500
beta, [CN] / Points @ x s

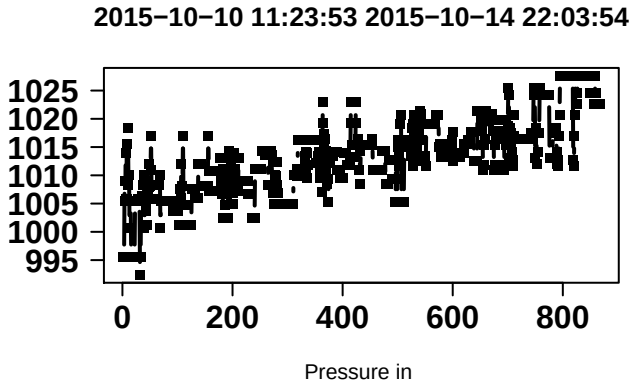
2015−10−10 11:23:53 2015−10−14 22:03:54
1025
1020
1015
1010
1005
1000
995
0
200
400
600
800
Pressure in

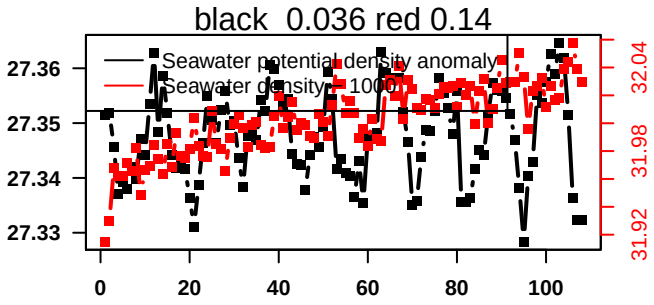
black 0.036 red 0.14
Seawater potential density anomaly
Seawater density − 1000
27.36
27.35
27.34
27.33
32.04
31.98
31.92
0
20
40
60
80
100

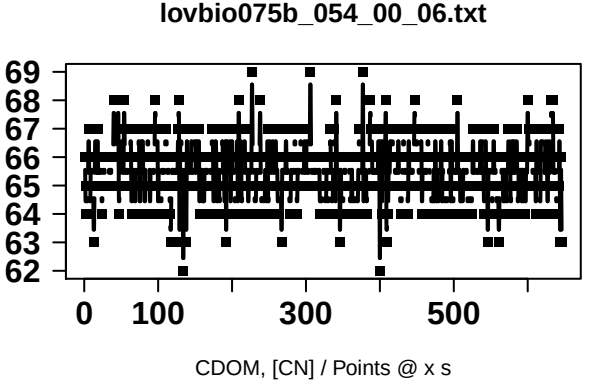
lovbio075b_054_00_06.txt
69
68
67
66
65
64
63
62
0
100
300
500
CDOM, [CN] / Points @ x s

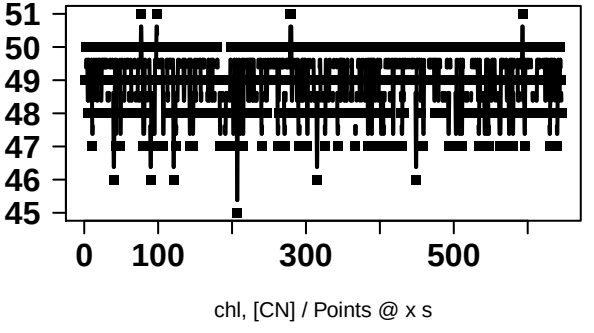
51
50
49
48
47
46
45
0
100
300
500
chl, [CN] / Points @ x s

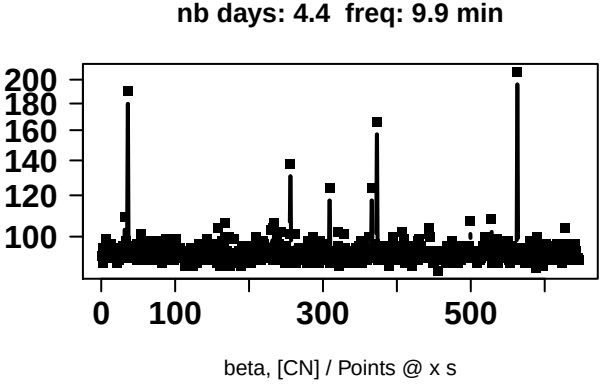
nb days: 4.4 freq: 9.9 min
200
180
160
140
120
100
0
100
300
500
beta, [CN] / Points @ x s

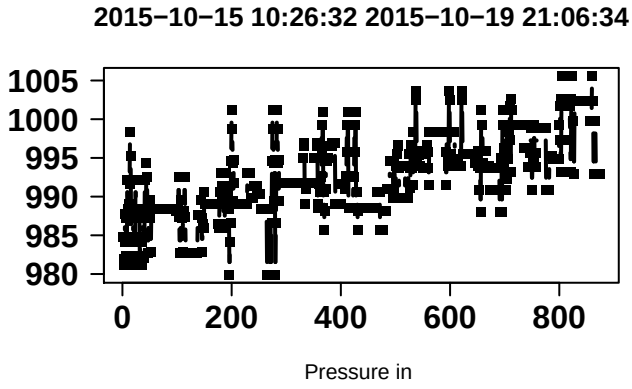
2015−10−15 10:26:32 2015−10−19 21:06:34
1005
1000
995
990
985
980
0
200
400
600
800
Pressure in

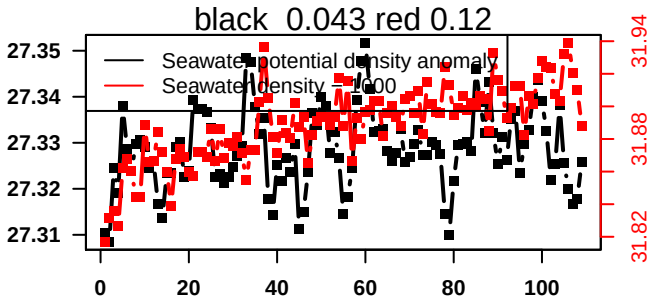
black 0.043 red 0.12
Seawater potential density anomaly
Seawater density − 1000
27.35
27.34
27.33
27.32
27.31
31.94
31.88
31.82
0
20
40
60
80
100

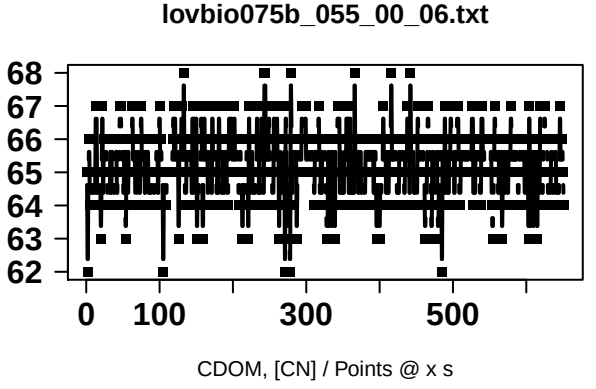
lovbio075b_055_00_06.txt
68
67
66
65
64
63
62
0
100
300
500
CDOM, [CN] / Points @ x s

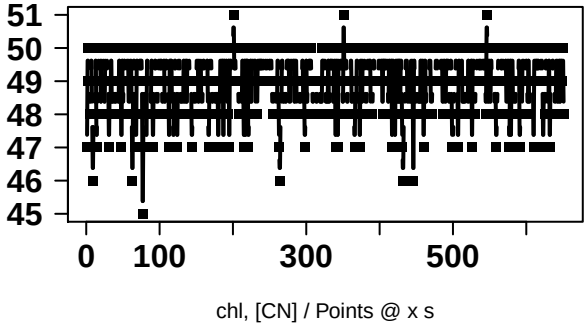
51
50
49
48
47
46
45
0
100
300
500
chl, [CN] / Points @ x s

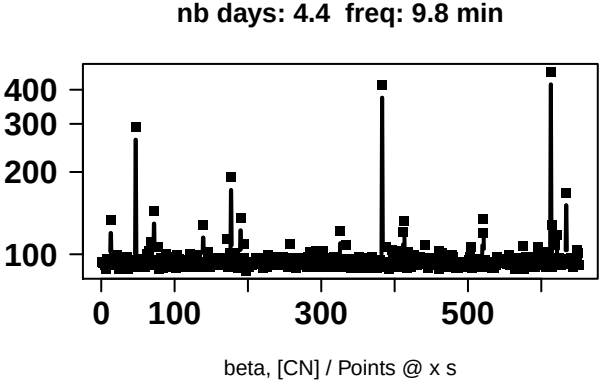
nb days: 4.4 freq: 9.8 min
400
300
200
100
0
100
300
500
beta, [CN] / Points @ x s

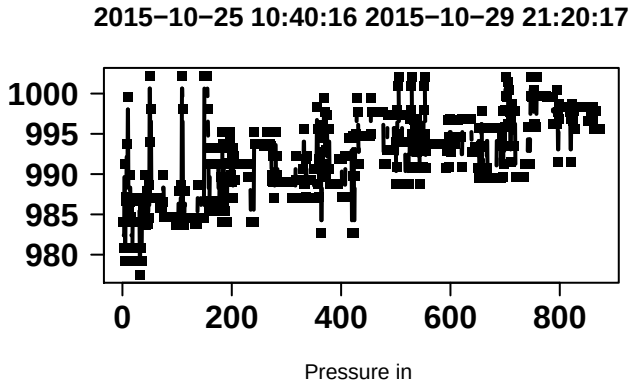
2015−10−25 10:40:16 2015−10−29 21:20:17
1000
995
990
985
980
0
200
400
600
800
Pressure in

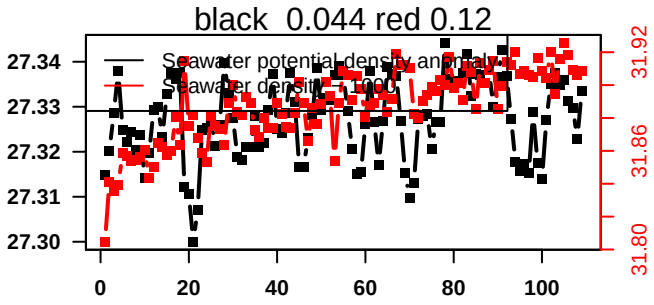
black 0.044 red 0.12
Seawater potential density anomaly
Seawater density - 1000
27.34
27.33
27.32
27.31
27.30
31.92
31.86
31.80
0
20
40
60
80
100

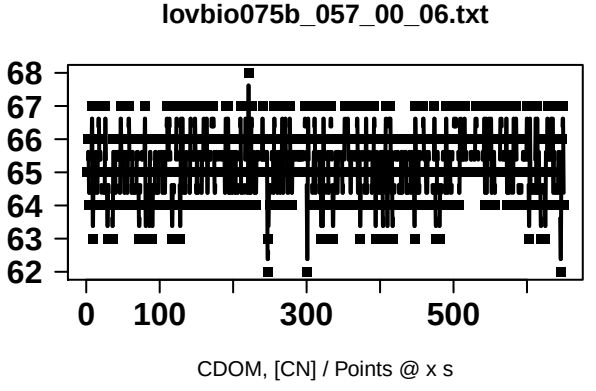
lovbio075b_057_00_06.txt
68
67
66
65
64
63
62
0
100
300
500
CDOM, [CN] / Points @ x s

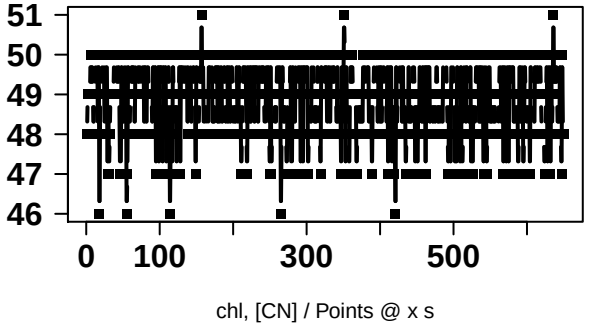
51
50
49
48
47
46
0
100
300
500
chl, [CN] / Points @ x s

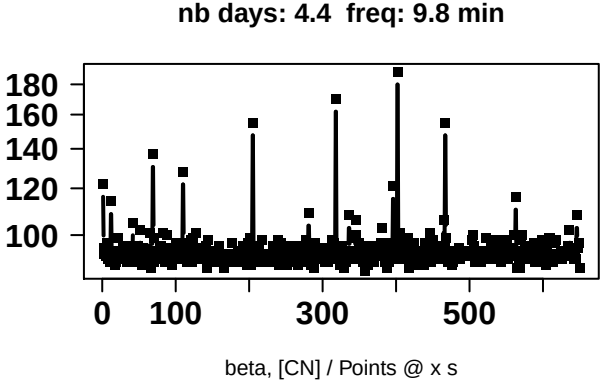
nb days: 4.4 freq: 9.8 min
180
160
140
120
100
0
100
300
500
beta, [CN] / Points @ x s

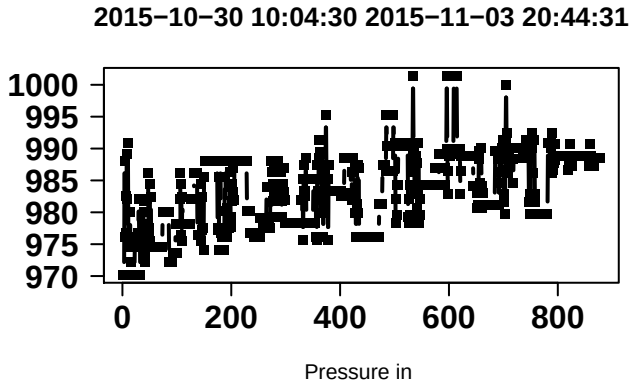
2015−10−30 10:04:30 2015−11−03 20:44:31
1000
995
990
985
980
975
970
0
200
400
600
800
Pressure in

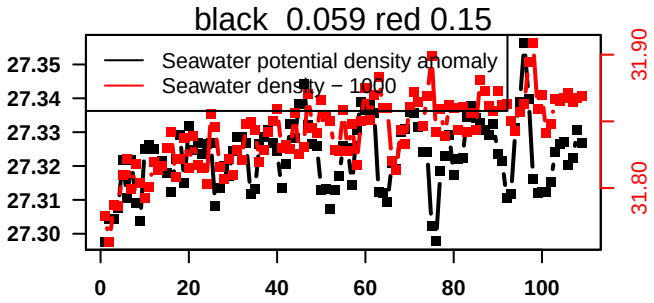
black 0.059 red 0.15
Seawater potential density anomaly
Seawater density − 1000
27.35
27.34
27.33
27.32
27.31
27.30
31.90
31.80
0
20
40
60
80
100

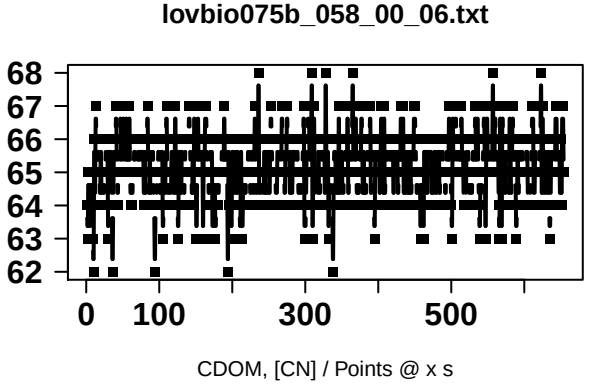
lovbio075b_058_00_06.txt
68
67
66
65
64
63
62
0
100
300
500
CDOM, [CN] / Points @ x s

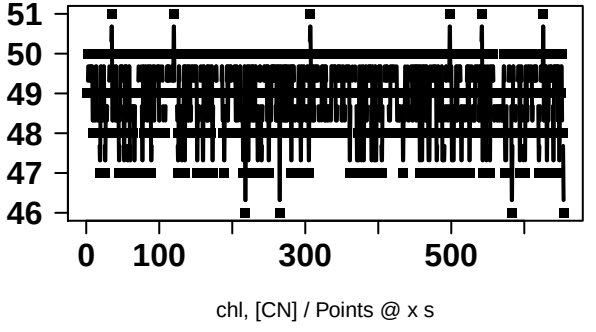
51
50
49
48
47
46
0
100
300
500
chl, [CN] / Points @ x s

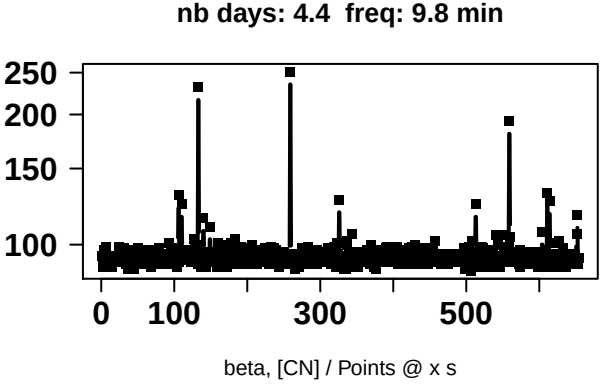
nb days: 4.4 freq: 9.8 min
250
200
150
100
0
100
300
500
beta, [CN] / Points @ x s

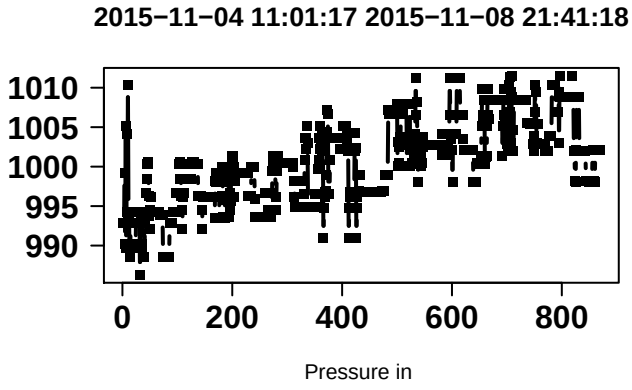
2015−11−04 11:01:17 2015−11−08 21:41:18
1010
1005
1000
995
990
0
200
400
600
800
Pressure in

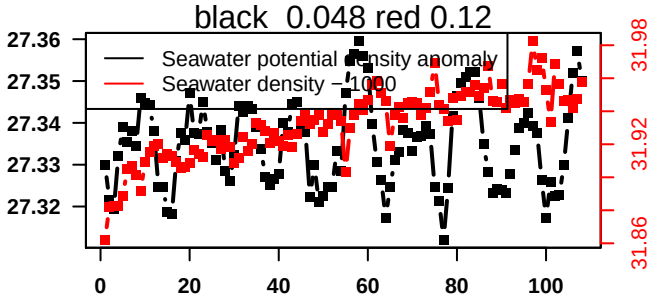
black 0.048 red 0.12
Seawater potential density anomaly
Seawater density − 1000
27.36
27.35
27.34
27.33
27.32
31.98
31.92
31.86
0
20
40
60
80
100

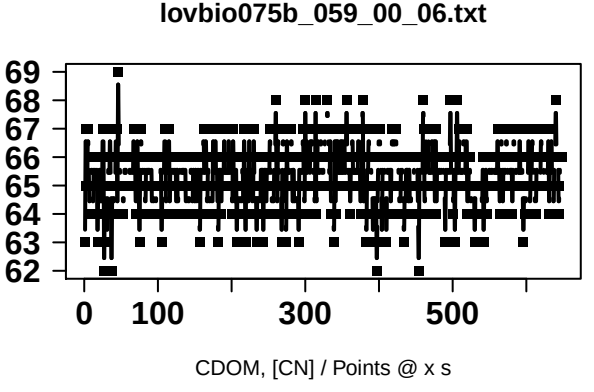
lovbio075b_059_00_06.txt
69
68
67
66
65
64
63
62
0
100
300
500
CDOM, [CN] / Points @ x s

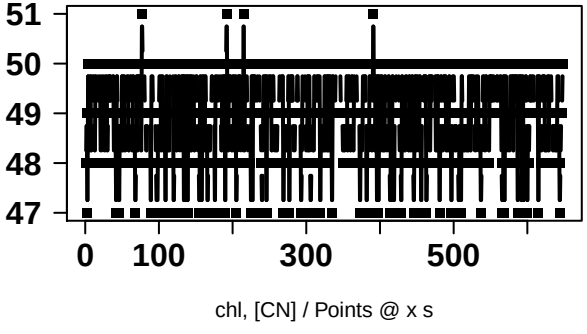
51
50
49
48
47
0
100
300
500
chl, [CN] / Points @ x s

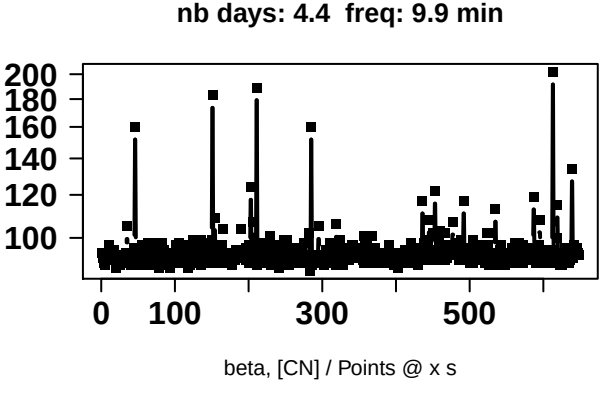
nb days: 4.4 freq: 9.9 min
200
180
160
140
120
100
0
100
300
500
beta, [CN] / Points @ x s

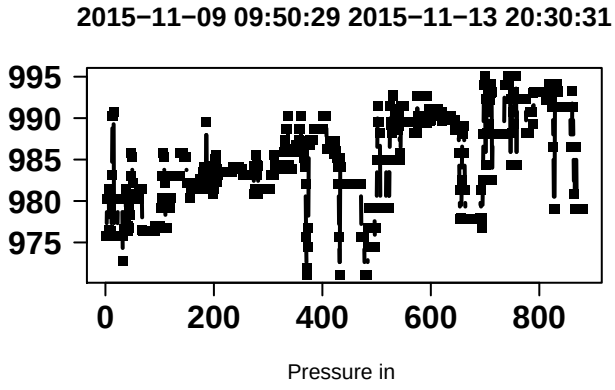
2015−11−09 09:50:29 2015−11−13 20:30:31
995
990
985
980
975
0
200
400
600
800
Pressure in

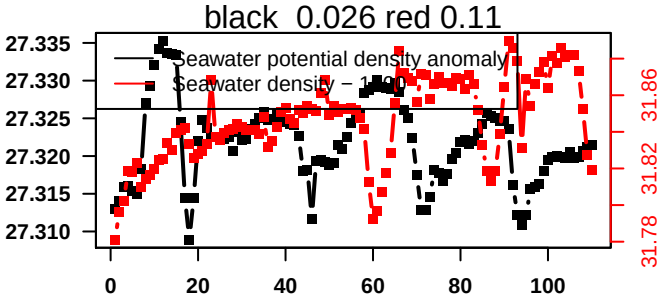
black 0.026 red 0.11
Seawater potential density anomaly
Seawater density − 1000
27.335
27.330
27.325
27.320
27.315
27.310
31.86
31.82
31.78
0
20
40
60
80
100

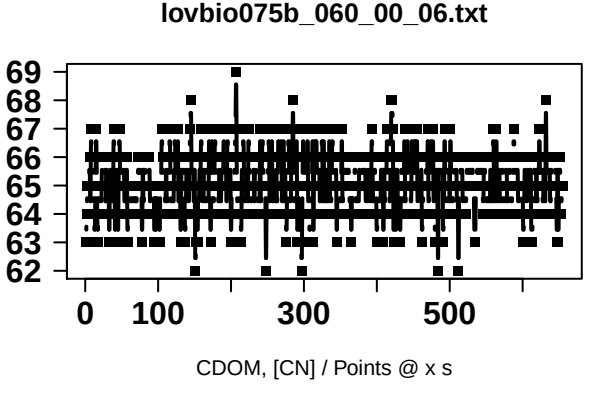
lovbio075b_060_00_06.txt
69
68
67
66
65
64
63
62
0
100
300
500
CDOM, [CN] / Points @ x s

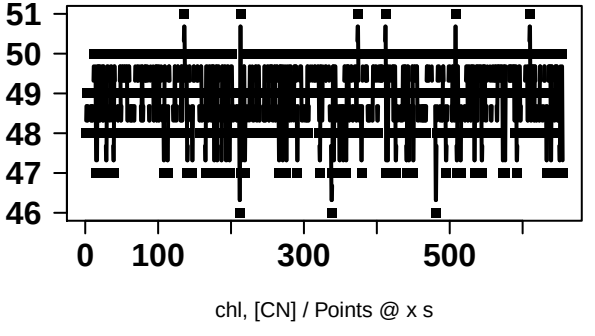
51
50
49
48
47
46
0
100
300
500
chl, [CN] / Points @ x s

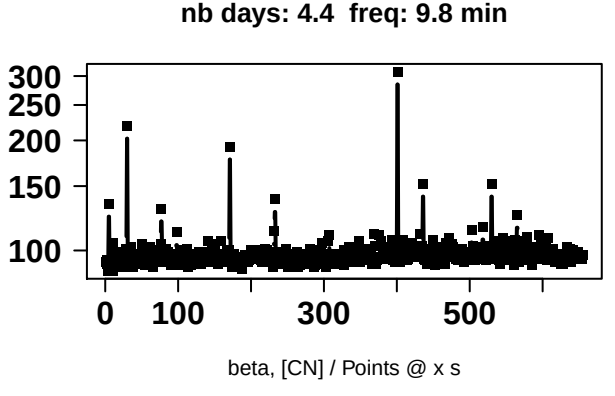
nb days: 4.4 freq: 9.8 min
300
250
200
150
100
0
100
300
500
beta, [CN] / Points @ x s

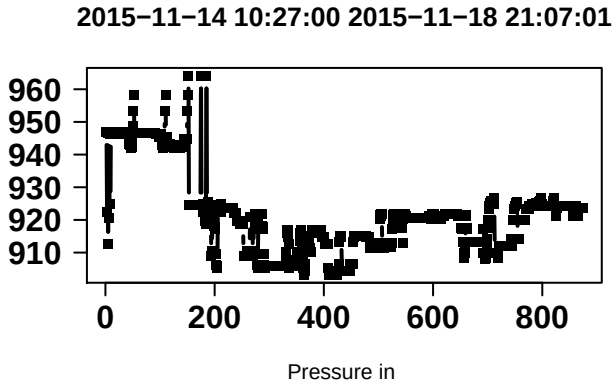
2015−11−14 10:27:00 2015−11−18 21:07:01
960
950
940
930
920
910
0
200
400
600
800
Pressure in

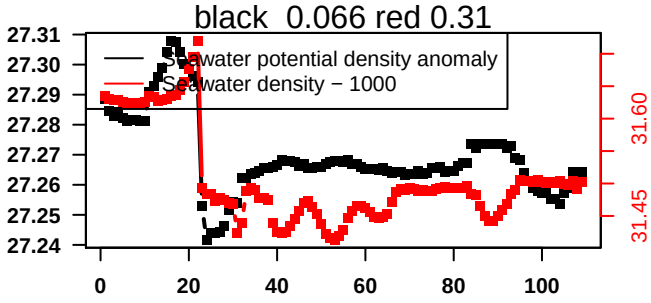
black 0.066 red 0.31
Seawater potential density anomaly
Seawater density − 1000
27.31
27.30
27.29
27.28
27.27
27.26
27.25
27.24
31.60
31.45
0
20
40
60
80
100

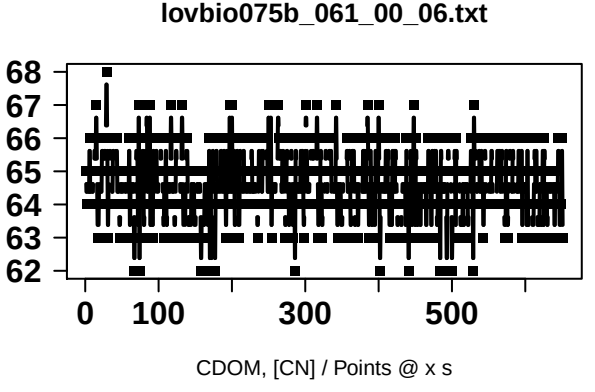
lovbio075b_061_00_06.txt
68
67
66
65
64
63
62
0
100
300
500
CDOM, [CN] / Points @ x s

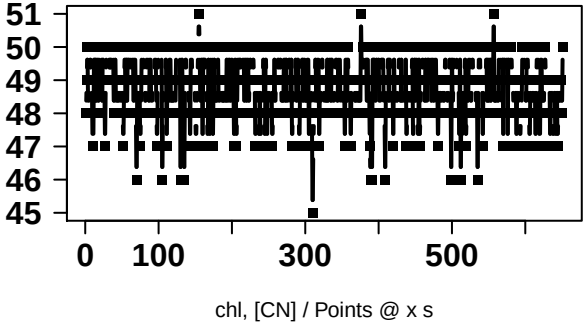
51
50
49
48
47
46
45
0
100
300
500
chl, [CN] / Points @ x s

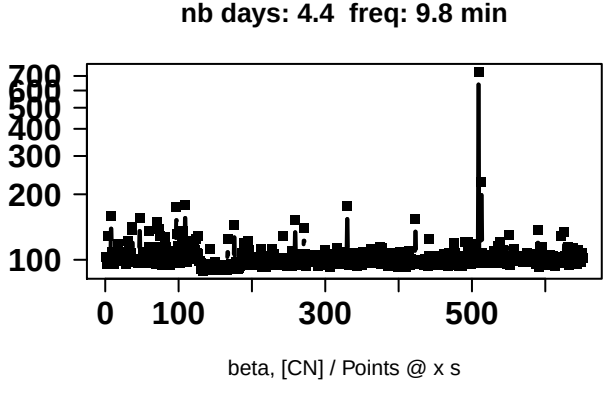
nb days: 4.4 freq: 9.8 min
700
600
500
400
300
200
100
0
100
300
500
beta, [CN] / Points @ x s

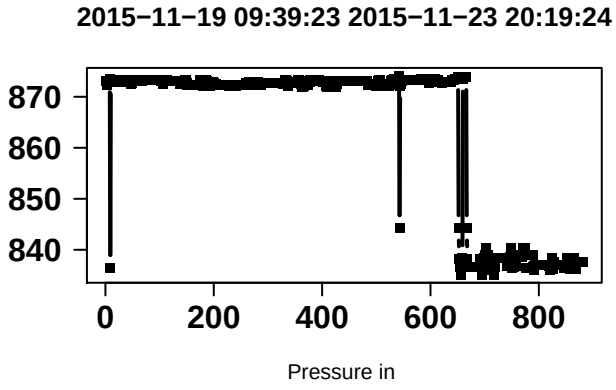
2015−11−19 09:39:23 2015−11−23 20:19:24
870
860
850
840
0
200
400
600
800
Pressure in

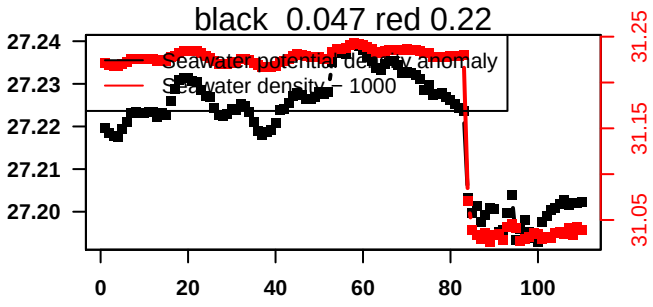
black 0.047 red 0.22
Seawater potential density anomaly
Seawater density − 1000
27.24
27.23
27.22
27.21
27.20
31.25
31.15
31.05
0
20
40
60
80
100

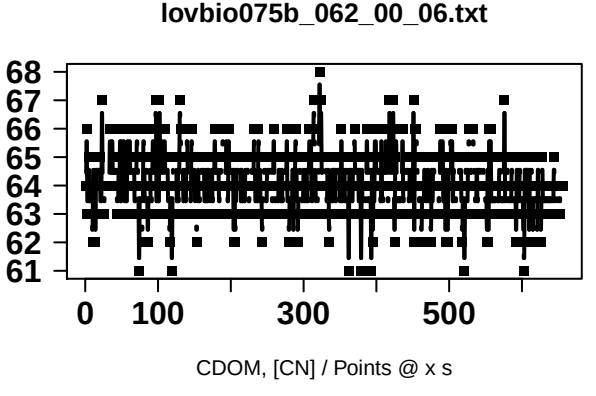
lovbio075b_062_00_06.txt
68
67
66
65
64
63
62
61
0
100
300
500
CDOM, [CN] / Points @ x s

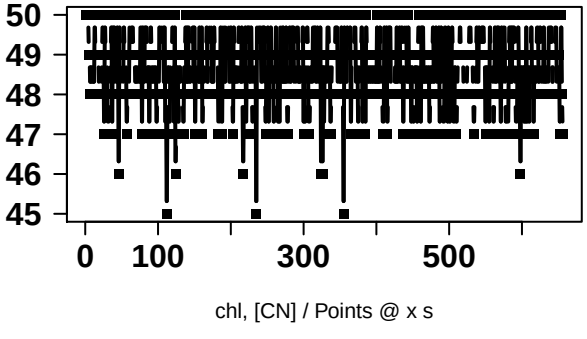
50
49
48
47
46
45
0
100
300
500
chl, [CN] / Points @ x s

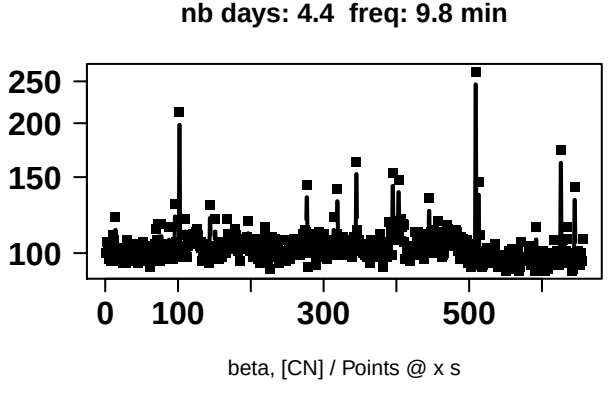
nb days: 4.4 freq: 9.8 min
250
200
150
100
0
100
300
500
beta, [CN] / Points @ x s

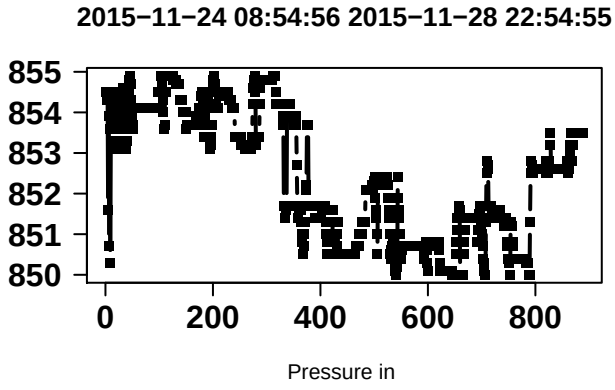
2015−11−24 08:54:56 2015−11−28 22:54:55
855
854
853
852
851
850
0
200
400
600
800
Pressure in

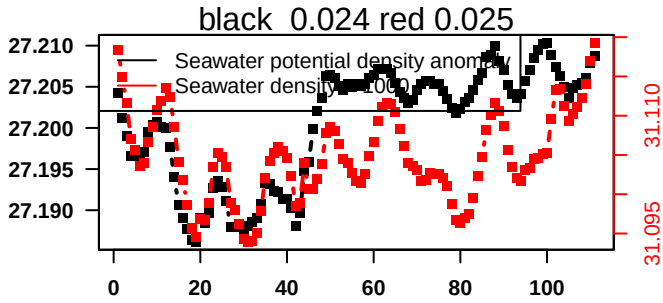
black 0.024 red 0.025
Seawater potential density anomaly
Seawater density −1000
27.210
27.205
27.200
27.195
27.190
31.110
31.095
0
20
40
60
80
100

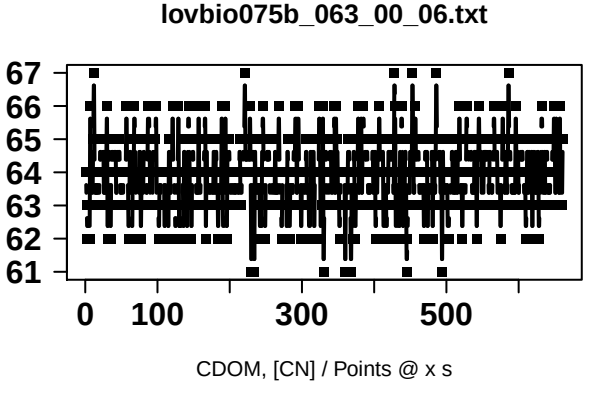
lovbio075b_063_00_06.txt
67
66
65
64
63
62
61
0
100
300
500
CDOM, [CN] / Points @ x s

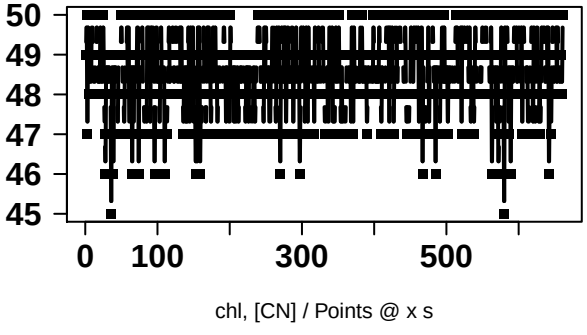
50
49
48
47
46
45
0
100
300
500
chl, [CN] / Points @ x s

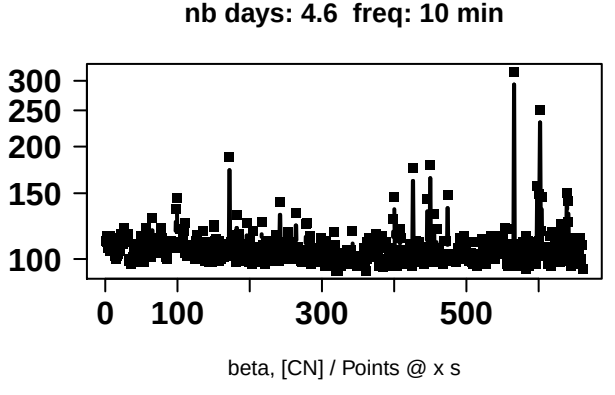
nb days: 4.6 freq: 10 min
300
250
200
150
100
0
100
300
500
beta, [CN] / Points @ x s

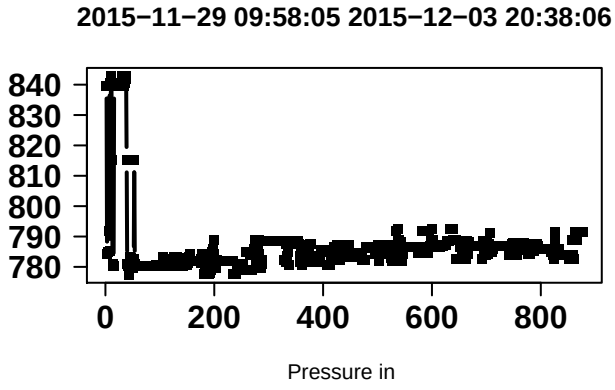
2015−11−29 09:58:05 2015−12−03 20:38:06
840
830
820
810
800
790
780
0
200
400
600
800
Pressure in

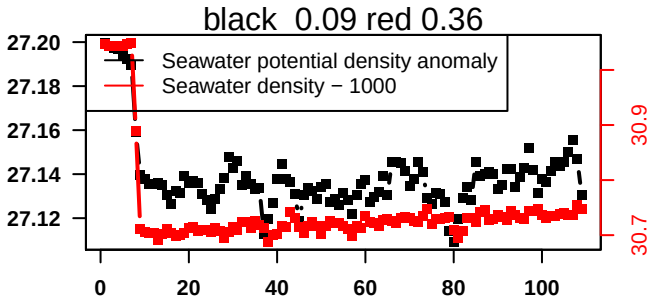
black 0.09 red 0.36
Seawater potential density anomaly
Seawater density − 1000
27.20
27.18
27.16
27.14
27.12
30.9
30.7
0
20
40
60
80
100

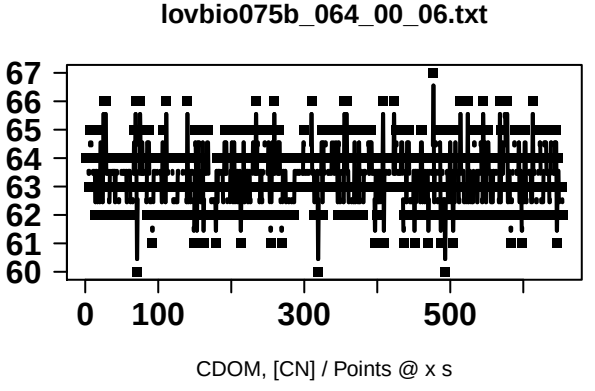
lovbio075b_064_00_06.txt
67
66
65
64
63
62
61
60
0
100
300
500
CDOM, [CN] / Points @ x s

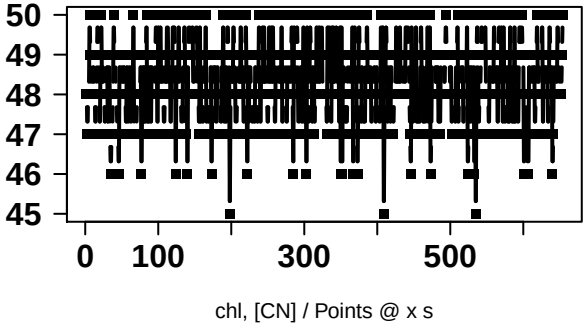
50
49
48
47
46
45
0
100
300
500
chl, [CN] / Points @ x s

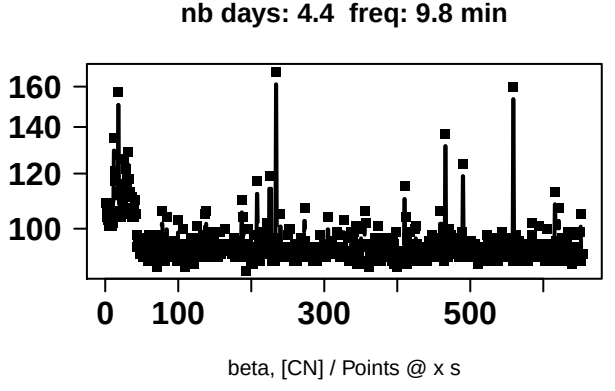
nb days: 4.4 freq: 9.8 min
160
140
120
100
0
100
300
500
beta, [CN] / Points @ x s

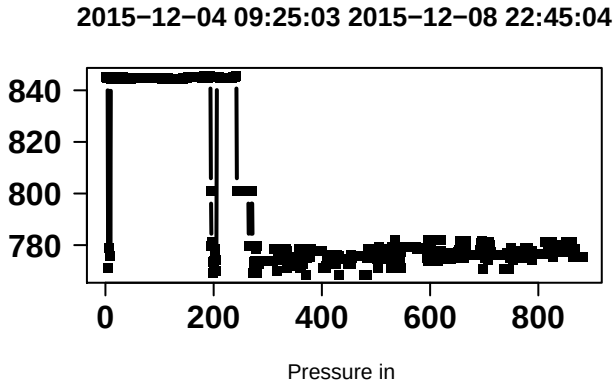
2015−12−04 09:25:03 2015−12−08 22:45:04
840
820
800
780
0
200
400
600
800
Pressure in

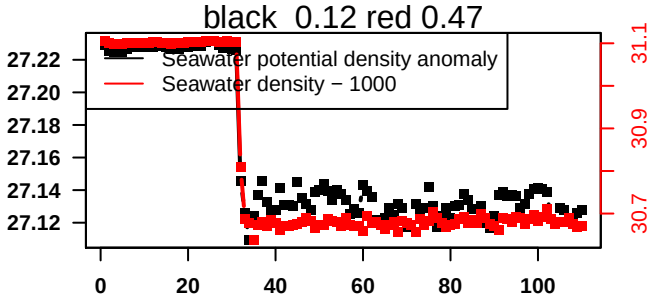
black 0.12 red 0.47
Seawater potential density anomaly
Seawater density − 1000
27.22
27.20
27.18
27.16
27.14
27.12
31.1
30.9
30.7
0
20
40
60
80
100

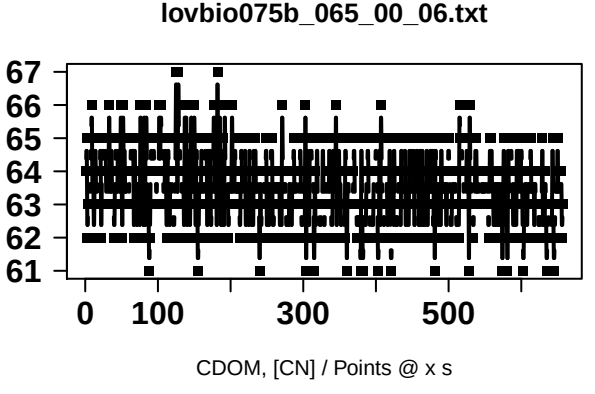
lovbio075b_065_00_06.txt
67
66
65
64
63
62
61
0
100
300
500
CDOM, [CN] / Points @ x s

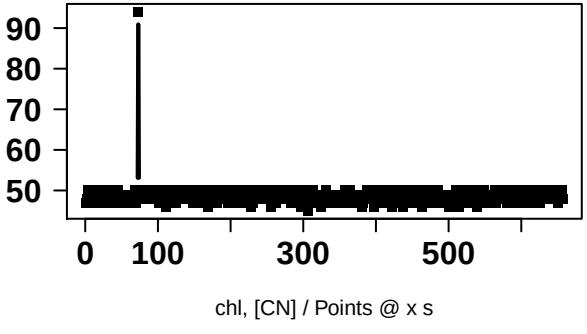
90
80
70
60
50
0
100
300
500
chl, [CN] / Points @ x s

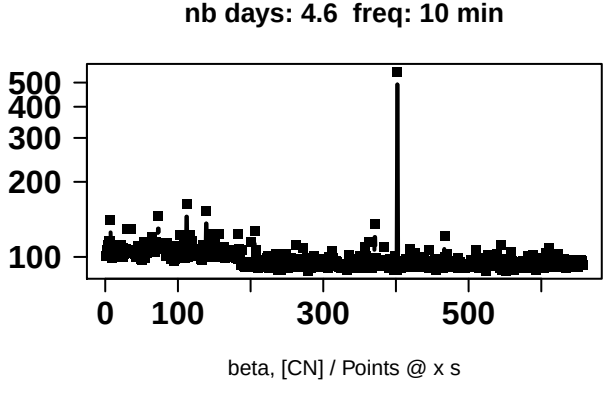
nb days: 4.6 freq: 10 min
500
400
300
200
100
0
100
300
500
beta, [CN] / Points @ x s

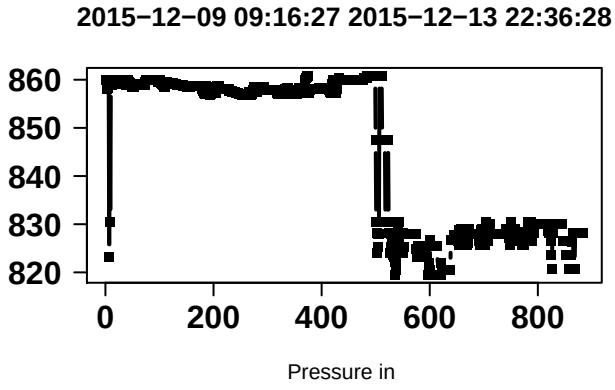
2015−12−09 09:16:27 2015−12−13 22:36:28
860
850
840
830
820
0
200
400
600
800
Pressure in

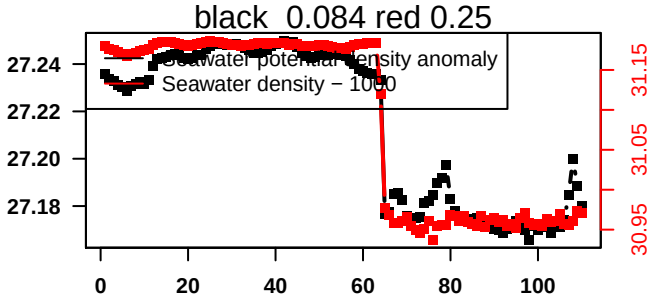
black 0.084 red 0.25
Seawater potential density anomaly
Seawater density − 1000
27.24
27.22
27.20
27.18
31.15
31.05
30.95
0
20
40
60
80
100

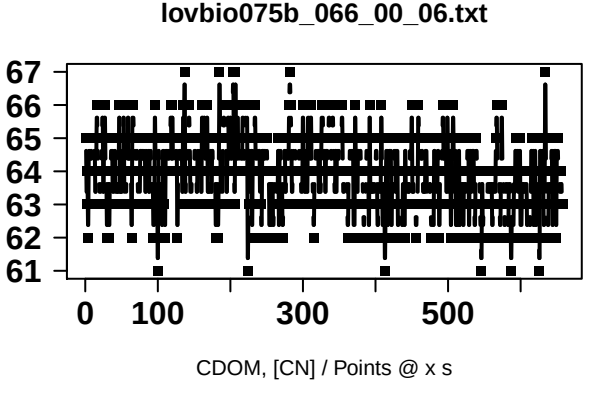
lovbio075b_066_00_06.txt
67
66
65
64
63
62
61
0
100
300
500
CDOM, [CN] / Points @ x s

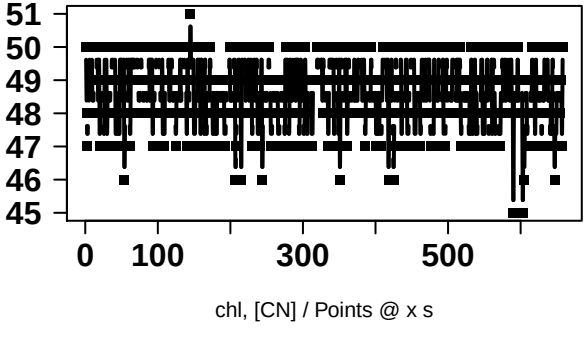
51
50
49
48
47
46
45
0
100
300
500
chl, [CN] / Points @ x s

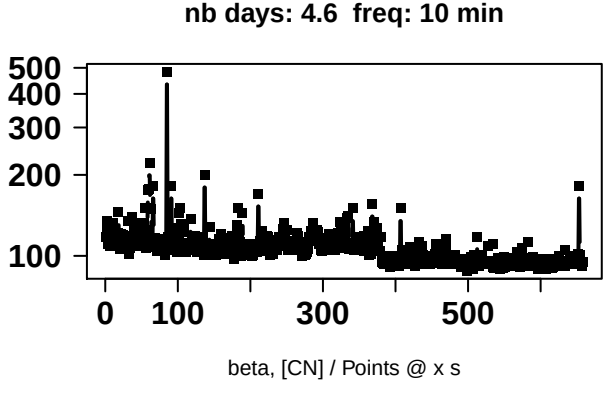
nb days: 4.6 freq: 10 min
500
400
300
200
100
0
100
300
500
beta, [CN] / Points @ x s

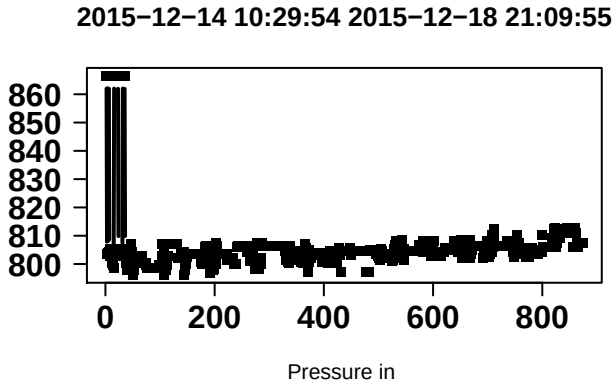
2015−12−14 10:29:54 2015−12−18 21:09:55
860
850
840
830
820
810
800
0
200
400
600
800
Pressure in

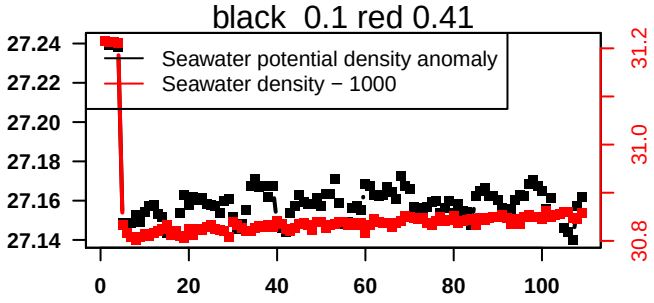
black 0.1 red 0.41
Seawater potential density anomaly
Seawater density − 1000
27.24
27.22
27.20
27.18
27.16
27.14
31.2
31.0
30.8
0
20
40
60
80
100

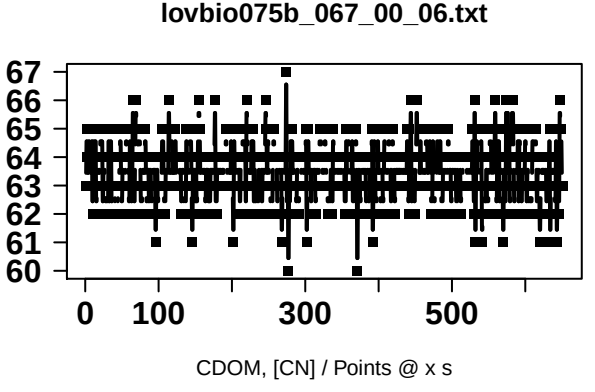
lovbio075b_067_00_06.txt
67
66
65
64
63
62
61
60
0
100
300
500
CDOM, [CN] / Points @ x s

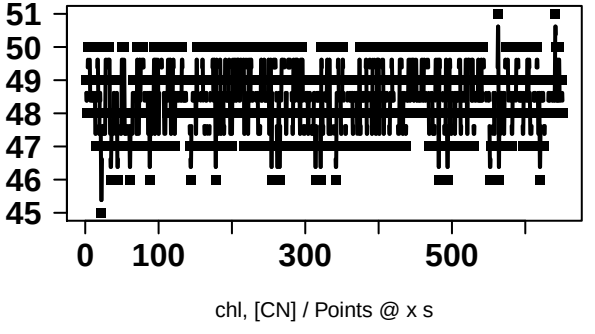
51
50
49
48
47
46
45
0
100
300
500
chl, [CN] / Points @ x s

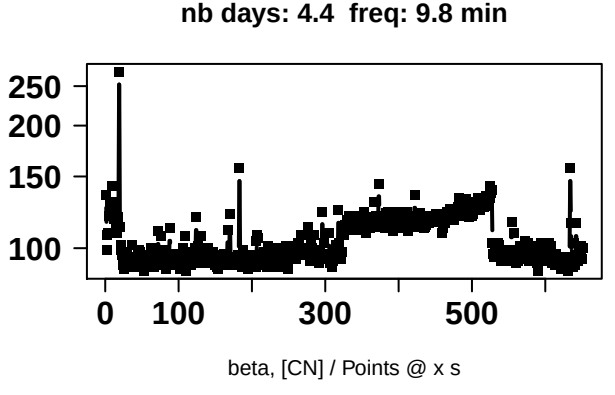
nb days: 4.4 freq: 9.8 min
250
200
150
100
0
100
300
500
beta, [CN] / Points @ x s

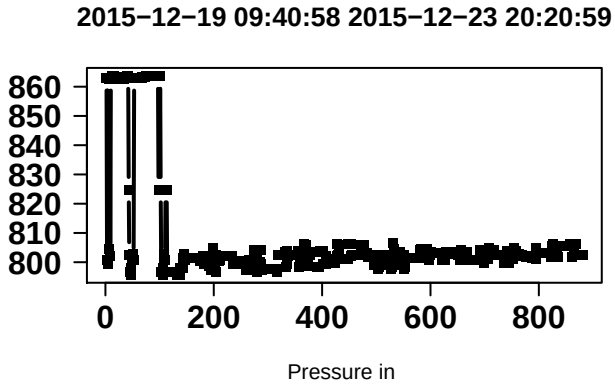
2015−12−19 09:40:58 2015−12−23 20:20:59
860
850
840
830
820
810
800
0
200
400
600
800
Pressure in

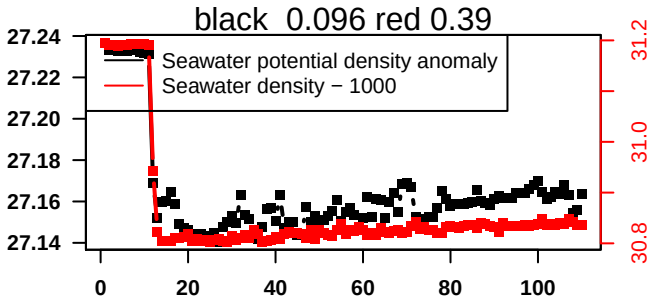
black 0.096 red 0.39
Seawater potential density anomaly
Seawater density − 1000
27.24
27.22
27.20
27.18
27.16
27.14
31.2
31.0
30.8
0
20
40
60
80
100

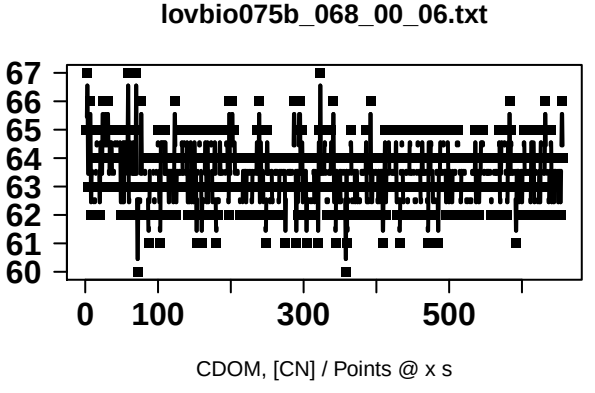
lovbio075b_068_00_06.txt
67
66
65
64
63
62
61
60
0
100
300
500
CDOM, [CN] / Points @ x s

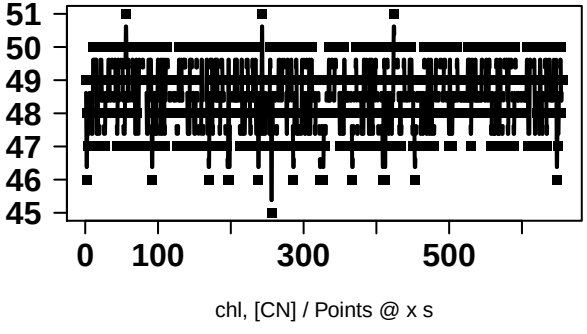
51
50
49
48
47
46
45
0
100
300
500
chl, [CN] / Points @ x s

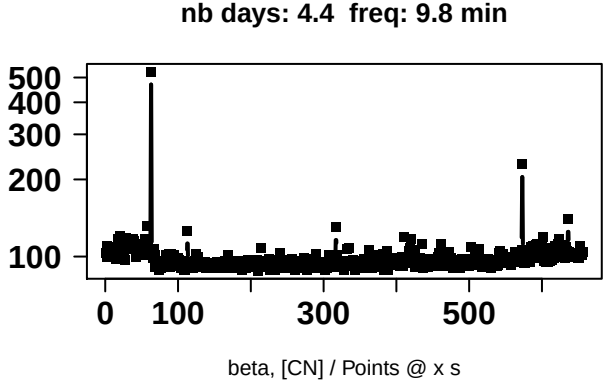
nb days: 4.4 freq: 9.8 min
500
400
300
200
100
0
100
300
500
beta, [CN] / Points @ x s

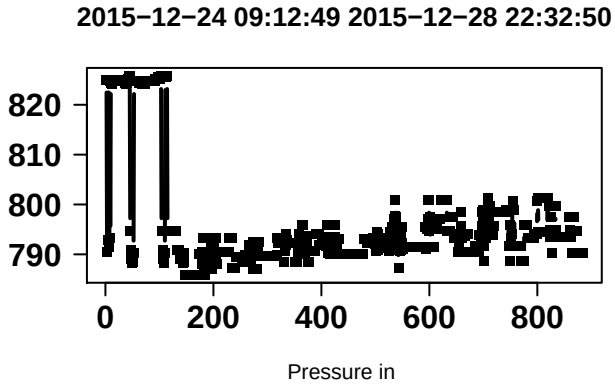
2015−12−24 09:12:49 2015−12−28 22:32:50
820
810
800
790
0
200
400
600
800
Pressure in

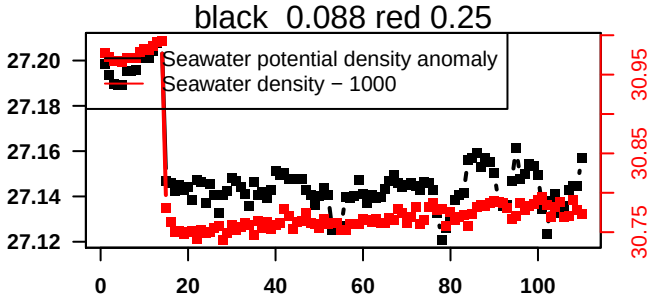
black 0.088 red 0.25
Seawater potential density anomaly
Seawater density − 1000
27.20
27.18
27.16
27.14
27.12
30.95
30.85
30.75
0
20
40
60
80
100

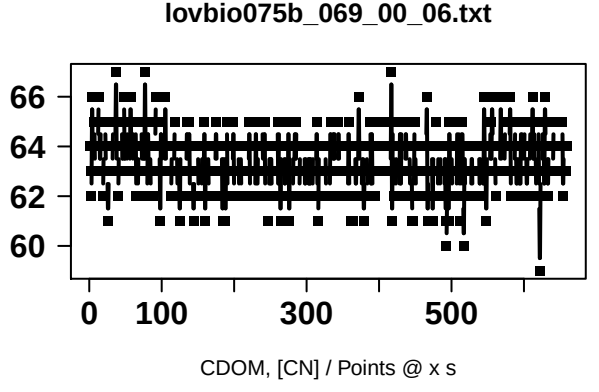
lovbio075b_069_00_06.txt
66
64
62
60
0
100
300
500
CDOM, [CN] / Points @ x s

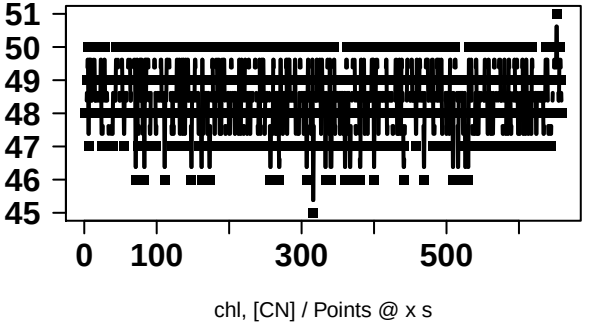
51
50
49
48
47
46
45
0
100
300
500
chl, [CN] / Points @ x s

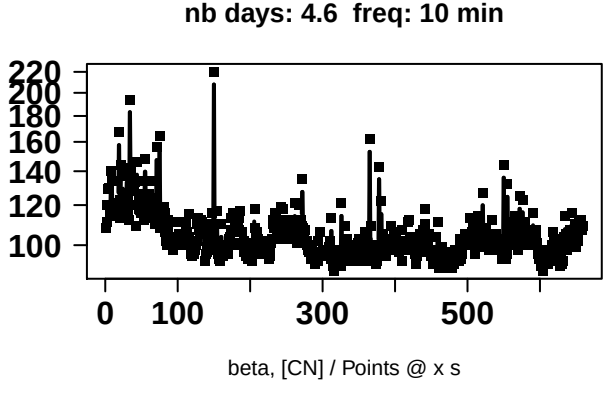
nb days: 4.6 freq: 10 min
220
200
180
160
140
120
100
0
100
300
500
beta, [CN] / Points @ x s

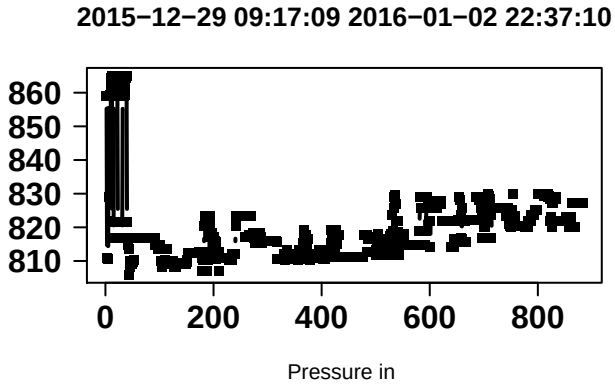
2015−12−29 09:17:09 2016−01−02 22:37:10
860
850
840
830
820
810
0
200
400
600
800
Pressure in

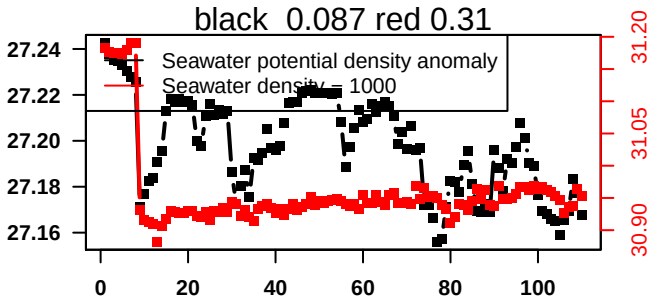
black 0.087 red 0.31
Seawater potential density anomaly
Seawater density − 1000
27.24
27.22
27.20
27.18
27.16
31.20
31.05
30.90
0
20
40
60
80
100

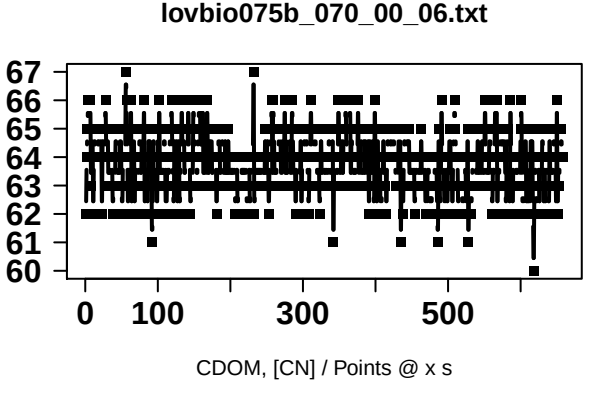
lovbio075b_070_00_06.txt
67
66
65
64
63
62
61
60
0
100
300
500
CDOM, [CN] / Points @ x s

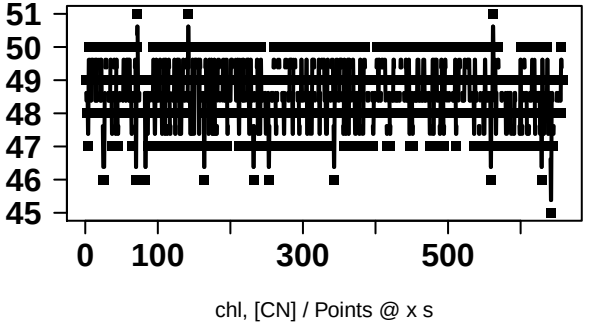
51
50
49
48
47
46
45
0
100
300
500
chl, [CN] / Points @ x s

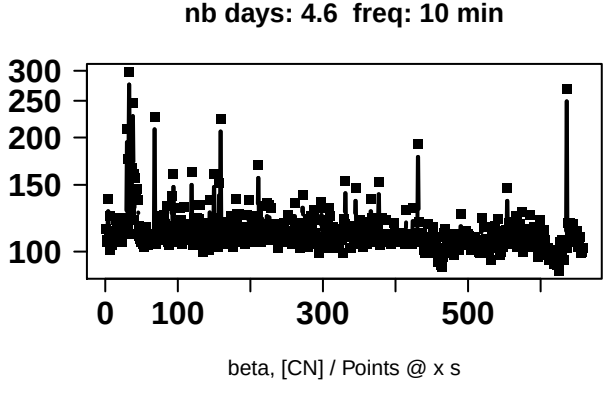
nb days: 4.6 freq: 10 min
300
250
200
150
100
0
100
300
500
beta, [CN] / Points @ x s

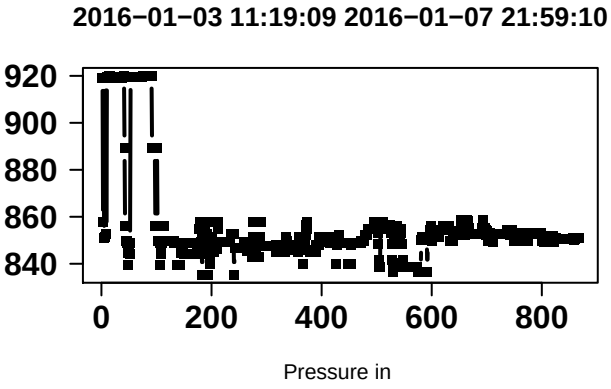
2016−01−03 11:19:09 2016−01−07 21:59:10
920
900
880
860
840
0
200
400
600
800
Pressure in

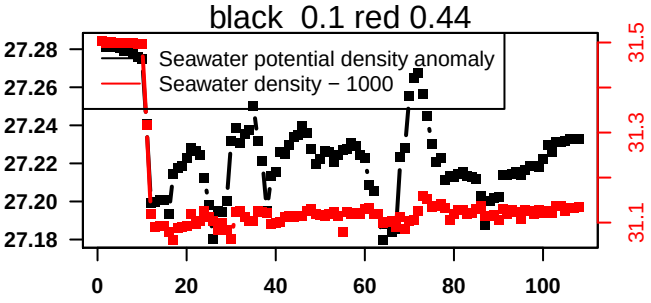
black 0.1 red 0.44
Seawater potential density anomaly
Seawater density − 1000
27.28
27.26
27.24
27.22
27.20
27.18
31.5
31.3
31.1
0
20
40
60
80
100

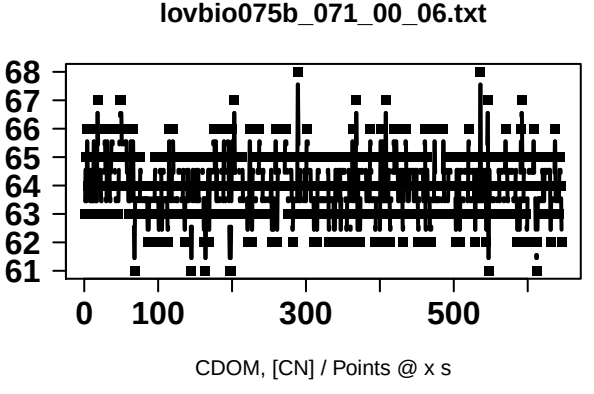
lovbio075b_071_00_06.txt
68
67
66
65
64
63
62
61
0
100
300
500
CDOM, [CN] / Points @ x s

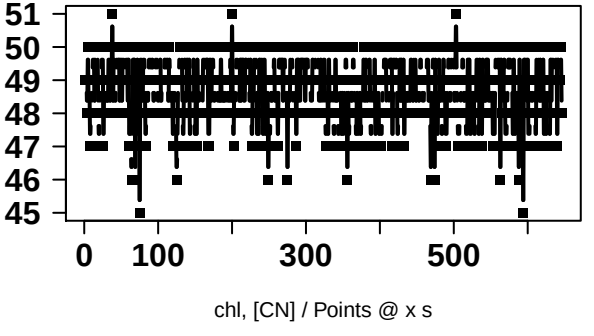
51
50
49
48
47
46
45
0
100
300
500
chl, [CN] / Points @ x s

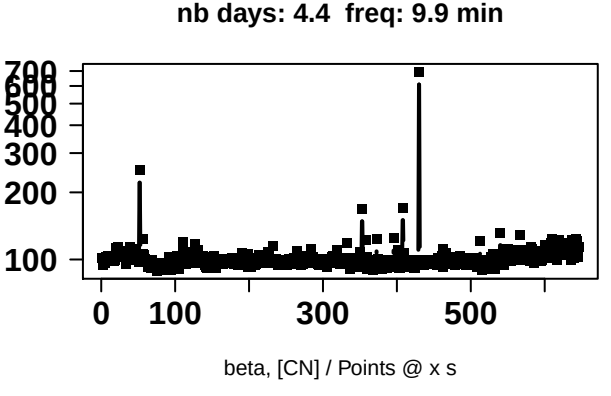
nb days: 4.4 freq: 9.9 min
700
600
500
400
300
200
100
0
100
300
500
beta, [CN] / Points @ x s

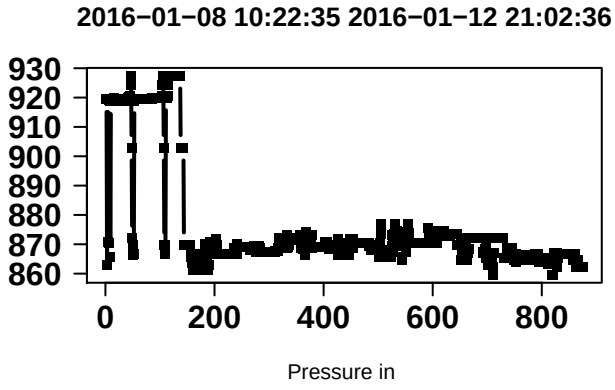
2016−01−08 10:22:35 2016−01−12 21:02:36
930
920
910
900
890
880
870
860
0
200
400
600
800
Pressure in

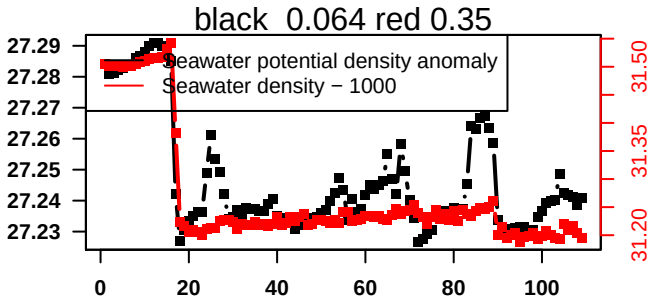
black 0.064 red 0.35
Seawater potential density anomaly
Seawater density − 1000
27.29
27.28
27.27
27.26
27.25
27.24
27.23
31.50
31.35
31.20
0
20
40
60
80
100

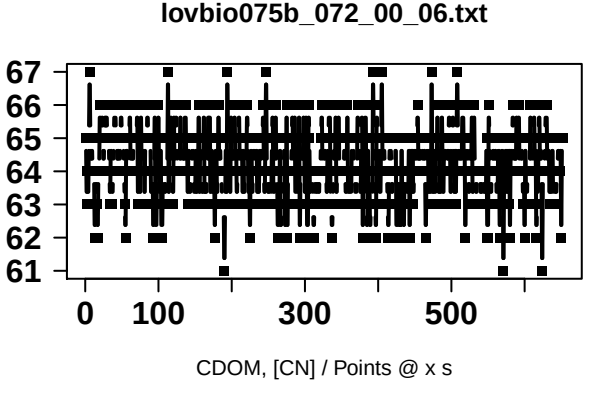
lovbio075b_072_00_06.txt
67
66
65
64
63
62
61
0
100
300
500
CDOM, [CN] / Points @ x s

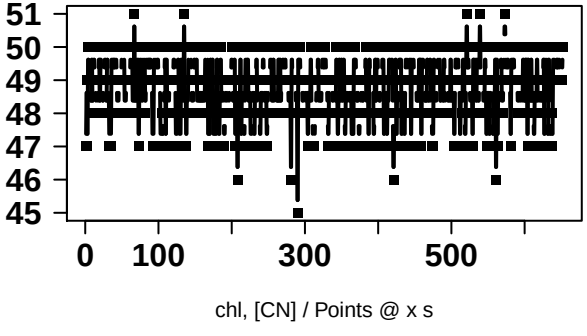
51
50
49
48
47
46
45
0
100
300
500
chl, [CN] / Points @ x s

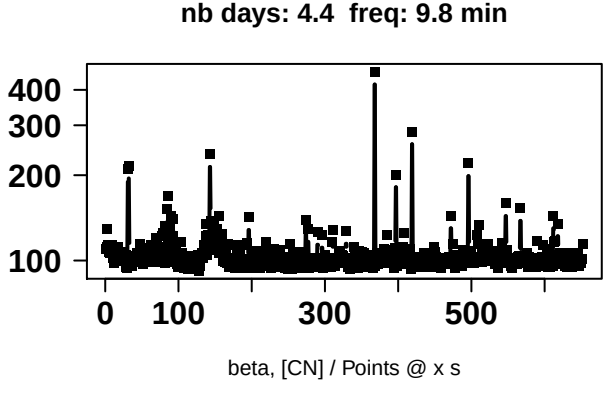
nb days: 4.4 freq: 9.8 min
400
300
200
100
0
100
300
500
beta, [CN] / Points @ x s

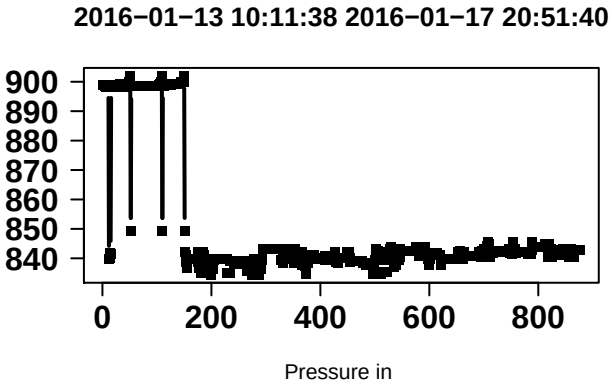
2016−01−13 10:11:38 2016−01−17 20:51:40
900
890
880
870
860
850
840
0
200
400
600
800
Pressure in

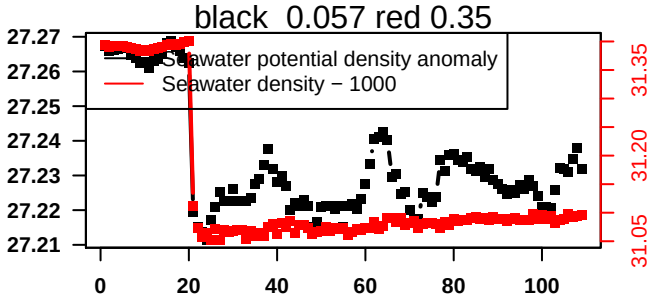
black 0.057 red 0.35
Seawater potential density anomaly
Seawater density − 1000
27.27
27.26
27.25
27.24
27.23
27.22
27.21
31.35
31.20
31.05
0
20
40
60
80
100

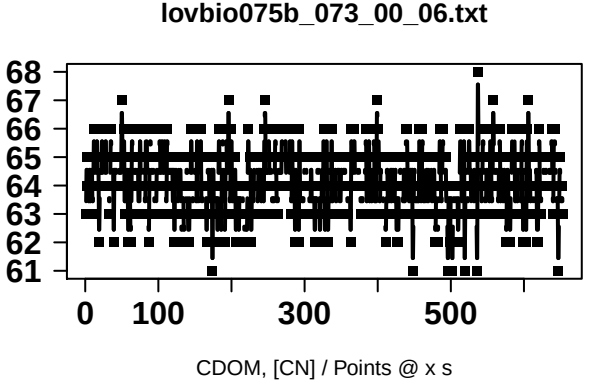
lovbio075b_073_00_06.txt
68
67
66
65
64
63
62
61
0
100
300
500
CDOM, [CN] / Points @ x s

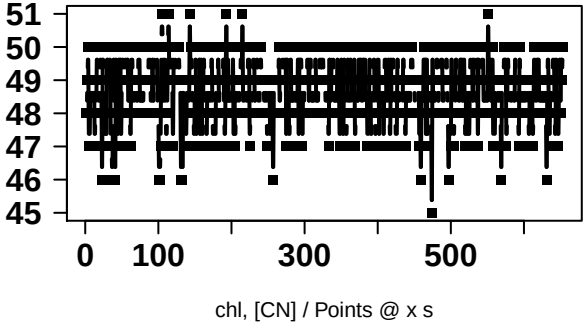
51
50
49
48
47
46
45
0
100
300
500
chl, [CN] / Points @ x s

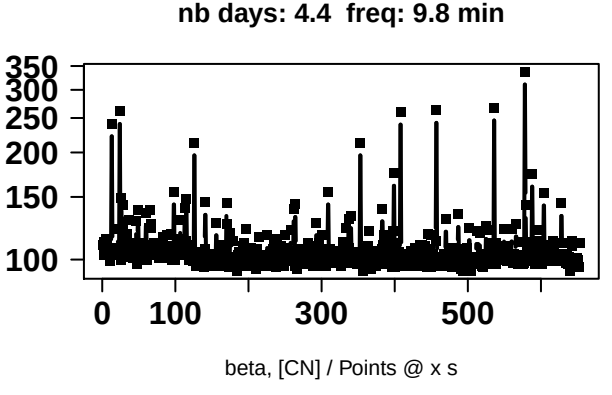
nb days: 4.4 freq: 9.8 min
350
300
250
200
150
100
0
100
300
500
beta, [CN] / Points @ x s

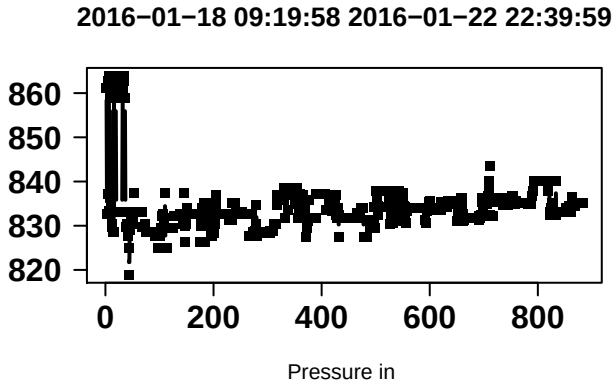
2016−01−18 09:19:58 2016−01−22 22:39:59
860
850
840
830
820
0
200
400
600
800
Pressure in

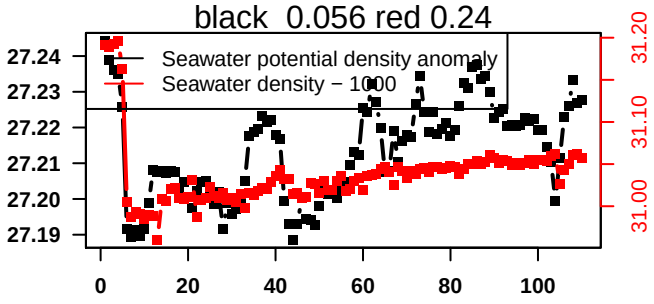
black 0.056 red 0.24
Seawater potential density anomaly
Seawater density − 1000
27.24
27.23
27.22
27.21
27.20
27.19
31.20
31.10
31.00
0
20
40
60
80
100

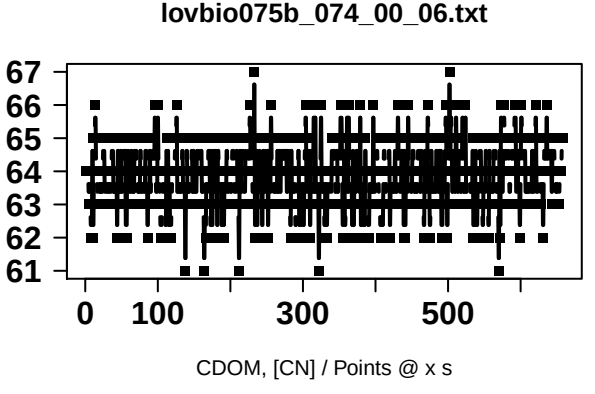
lovbio075b_074_00_06.txt
67
66
65
64
63
62
61
0
100
300
500
CDOM, [CN] / Points @ x s

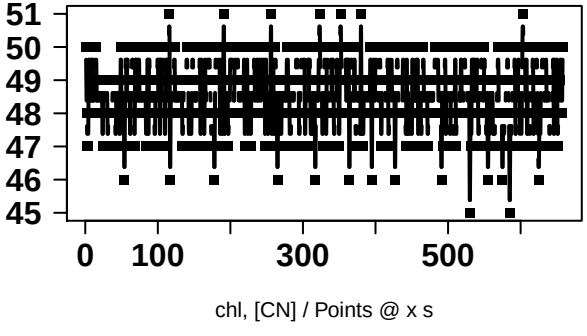
51
50
49
48
47
46
45
0
100
300
500
chl, [CN] / Points @ x s

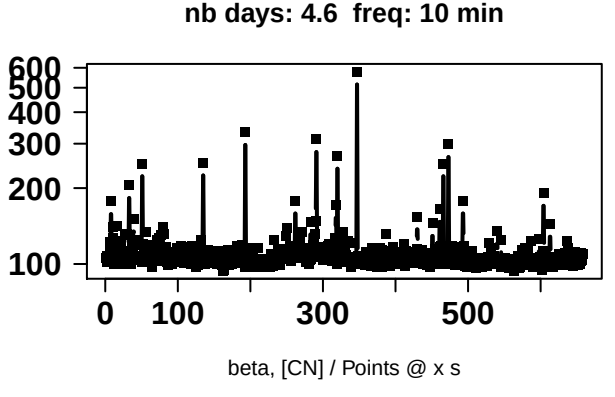
nb days: 4.6 freq: 10 min
600
500
400
300
200
100
0
100
300
500
beta, [CN] / Points @ x s

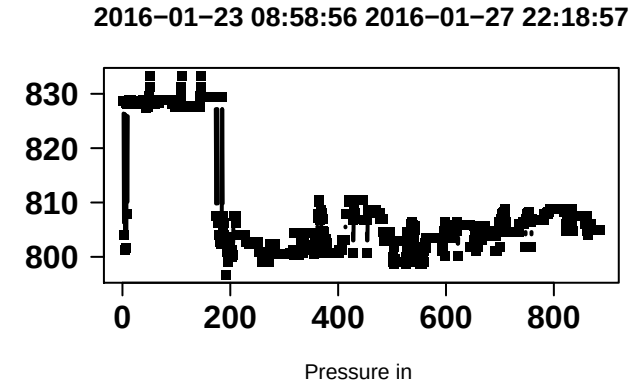
2016−01−23 08:58:56 2016−01−27 22:18:57
830
820
810
800
0
200
400
600
800
Pressure in

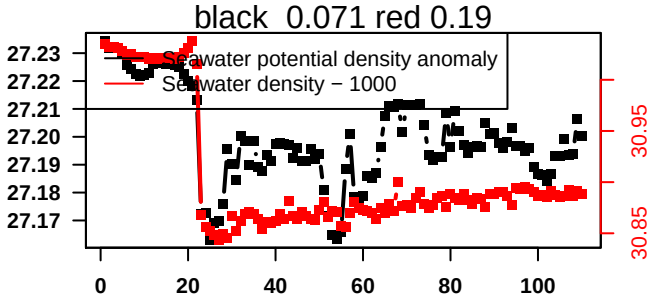
black 0.071 red 0.19
Seawater potential density anomaly
Seawater density − 1000
27.23
27.22
27.21
27.20
27.19
27.18
27.17
30.95
30.85
0
20
40
60
80
100

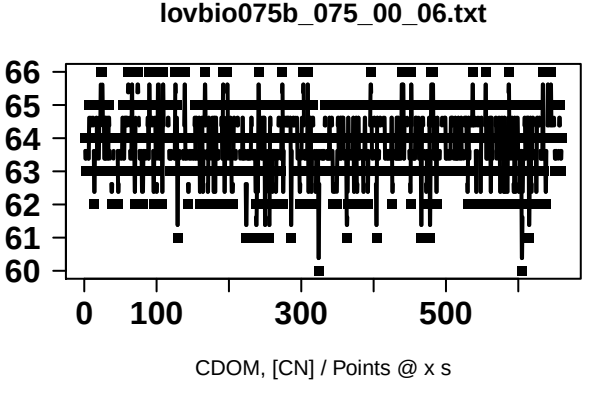
lovbio075b_075_00_06.txt
66
65
64
63
62
61
60
0
100
300
500
CDOM, [CN] / Points @ x s

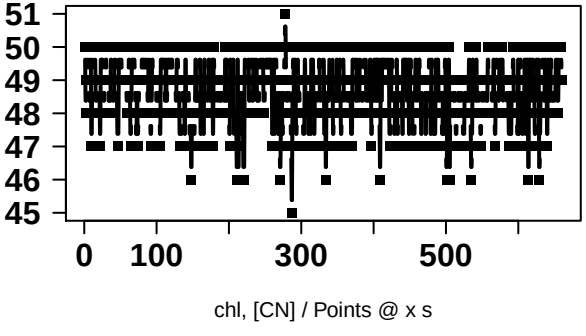
51
50
49
48
47
46
45
0
100
300
500
chl, [CN] / Points @ x s

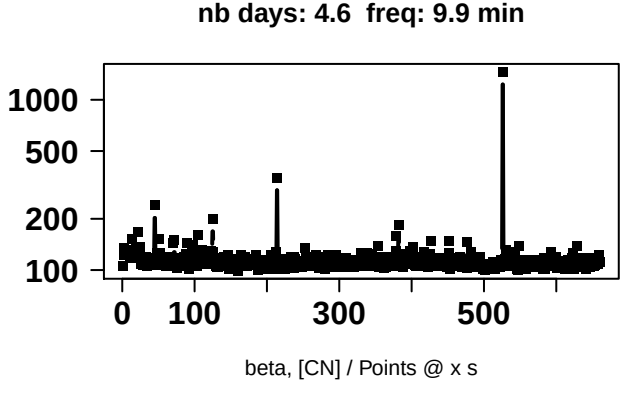
nb days: 4.6 freq: 9.9 min
1000
500
200
100
0
100
300
500
beta, [CN] / Points @ x s

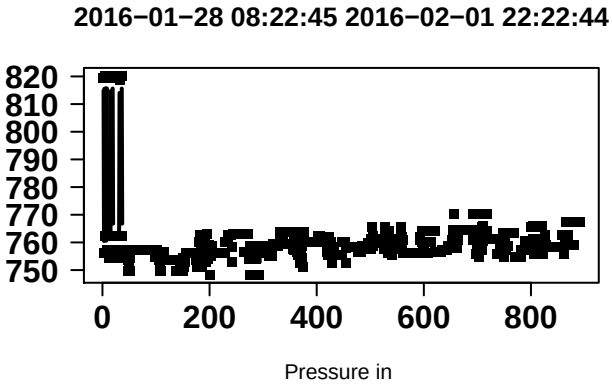
2016−01−28 08:22:45 2016−02−01 22:22:44
820
810
800
790
780
770
760
750
0
200
400
600
800
Pressure in

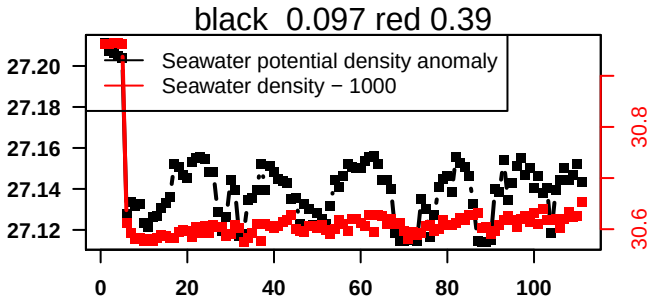
black 0.097 red 0.39
Seawater potential density anomaly
Seawater density − 1000
27.20
27.18
27.16
27.14
27.12
30.8
30.6
0
20
40
60
80
100

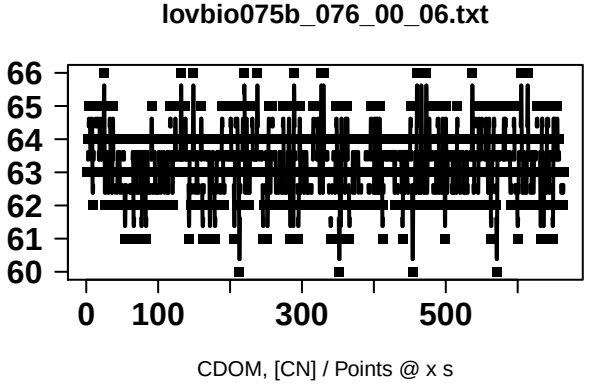
lovbio075b_076_00_06.txt
66
65
64
63
62
61
60
0
100
300
500
CDOM, [CN] / Points @ x s

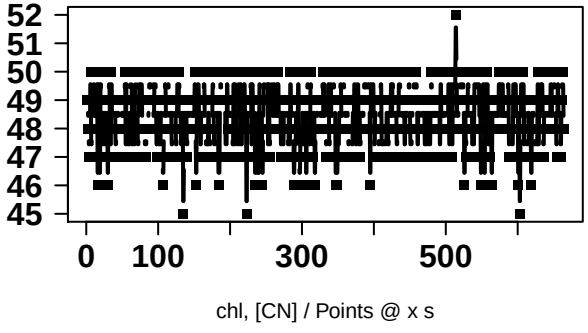
52
51
50
49
48
47
46
45
0
100
300
500
chl, [CN] / Points @ x s

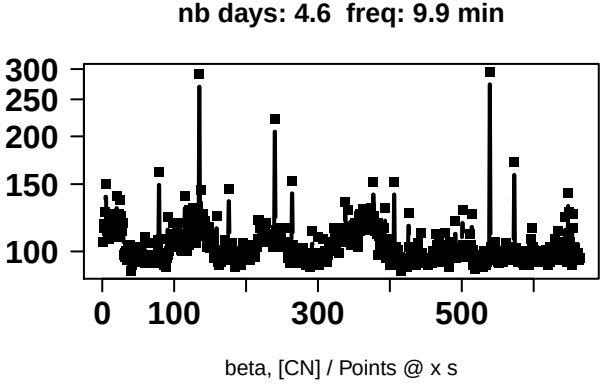
nb days: 4.6 freq: 9.9 min
300
250
200
150
100
0
100
300
500
beta, [CN] / Points @ x s

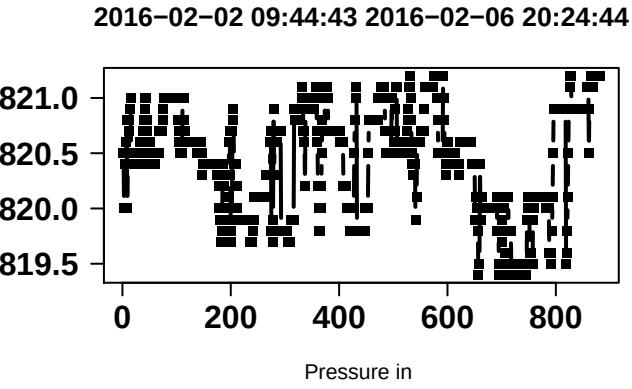
2016−02−02 09:44:43 2016−02−06 20:24:44
821.0
820.5
820.0
819.5
0
200
400
600
800
Pressure in

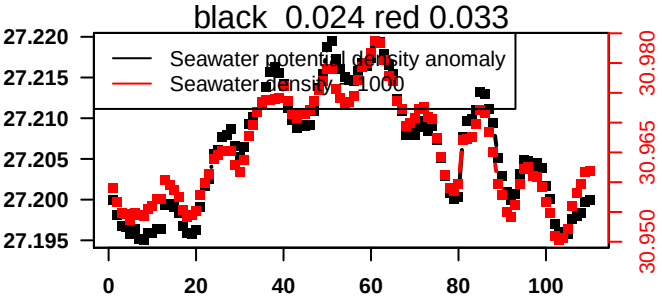
black 0.024 red 0.033
Seawater potential density anomaly
Seawater density −1000
27.220
27.215
27.210
27.205
27.200
27.195
30.980
30.965
30.950
0
20
40
60
80
100

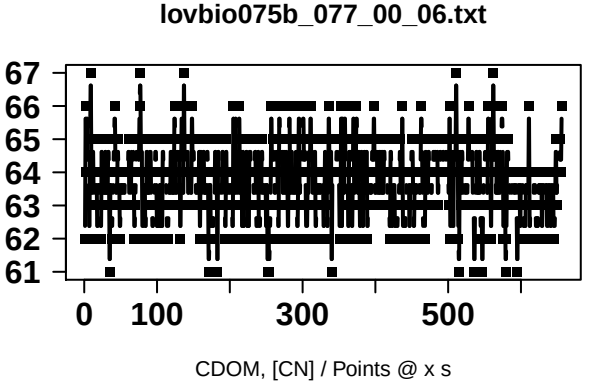
lovbio075b_077_00_06.txt
67
66
65
64
63
62
61
0
100
300
500
CDOM, [CN] / Points @ x s

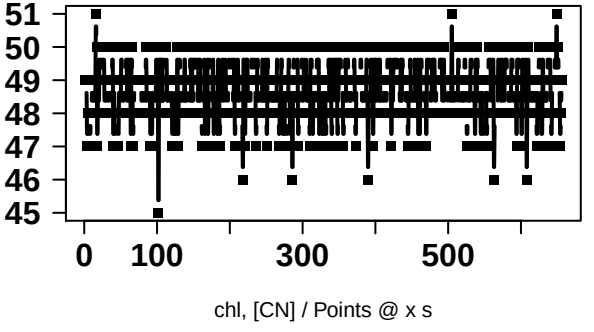
51
50
49
48
47
46
45
0
100
300
500
chl, [CN] / Points @ x s

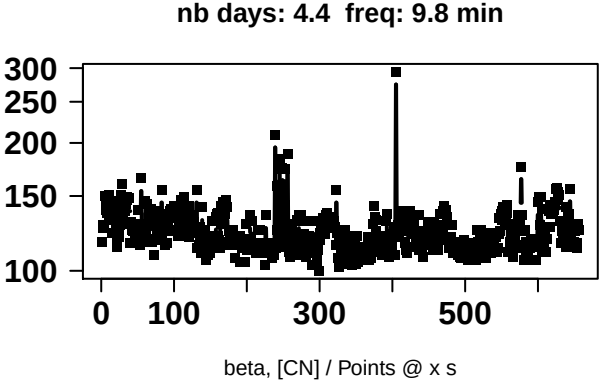
nb days: 4.4 freq: 9.8 min
300
250
200
150
100
0
100
300
500
beta, [CN] / Points @ x s

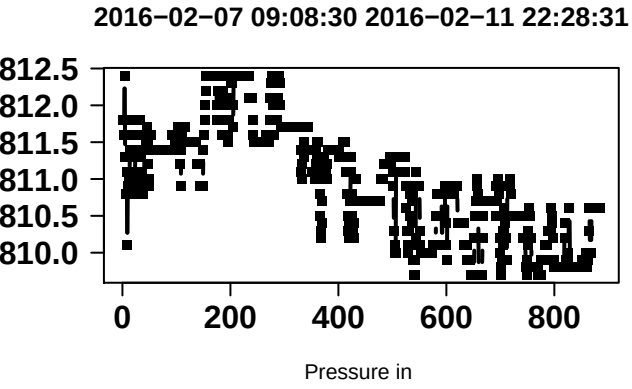
2016−02−07 09:08:30 2016−02−11 22:28:31
812.5
812.0
811.5
811.0
810.5
810.0
0
200
400
600
800
Pressure in

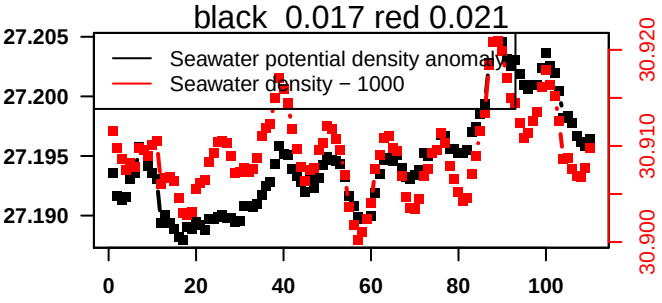
black 0.017 red 0.021
Seawater potential density anomaly
Seawater density − 1000
27.205
27.200
27.195
27.190
30.920
30.910
30.900
0
20
40
60
80
100

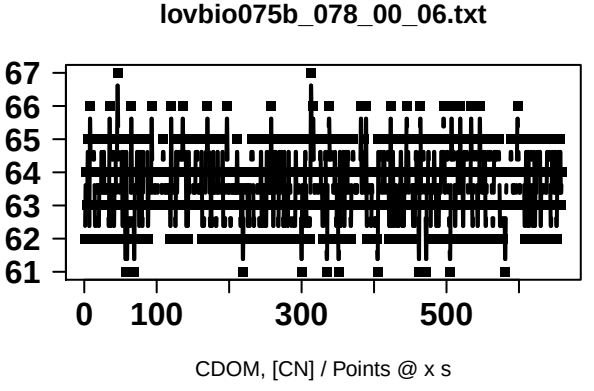
lovbio075b_078_00_06.txt
67
66
65
64
63
62
61
0
100
300
500
CDOM, [CN] / Points @ x s

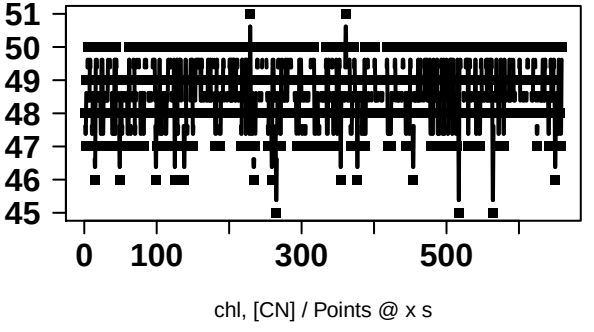
51
50
49
48
47
46
45
0
100
300
500
chl, [CN] / Points @ x s

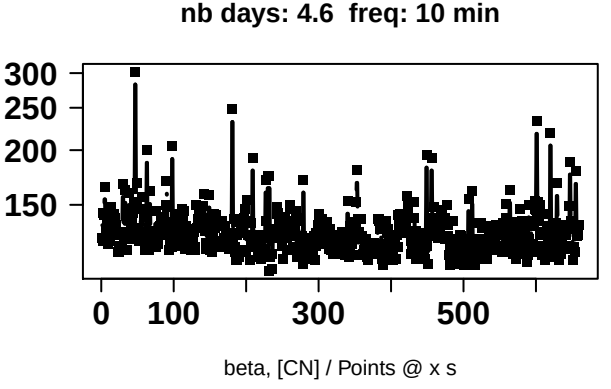
nb days: 4.6 freq: 10 min
300
250
200
150
0
100
300
500
beta, [CN] / Points @ x s

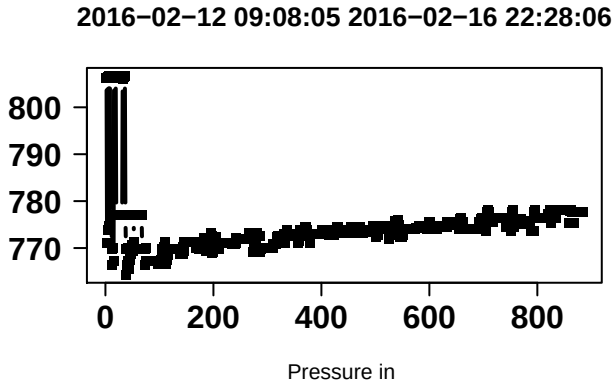
2016−02−12 09:08:05 2016−02−16 22:28:06
800
790
780
770
0
200
400
600
800
Pressure in

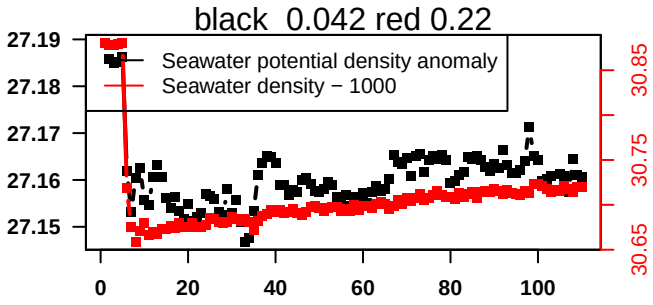
black 0.042 red 0.22
Seawater potential density anomaly
Seawater density − 1000
27.19
27.18
27.17
27.16
27.15
30.85
30.75
30.65
0
20
40
60
80
100

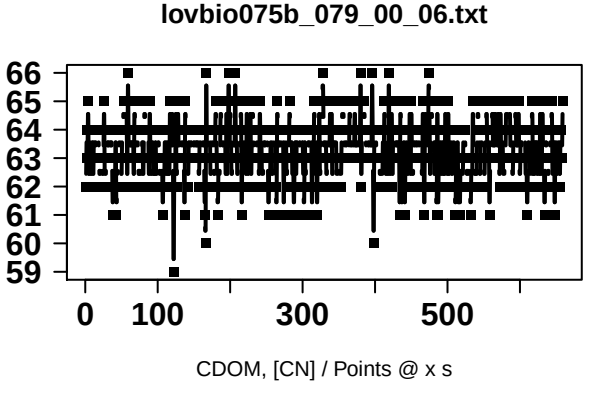
lovbio075b_079_00_06.txt
66
65
64
63
62
61
60
59
0
100
300
500
CDOM, [CN] / Points @ x s

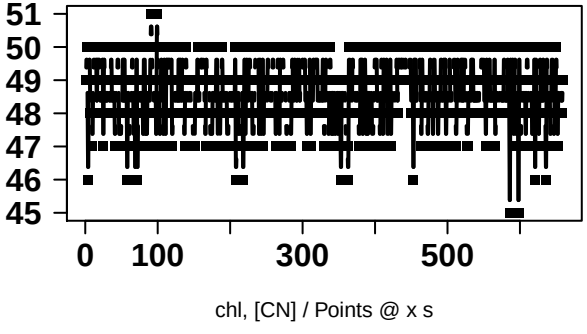
51
50
49
48
47
46
45
0
100
300
500
chl, [CN] / Points @ x s

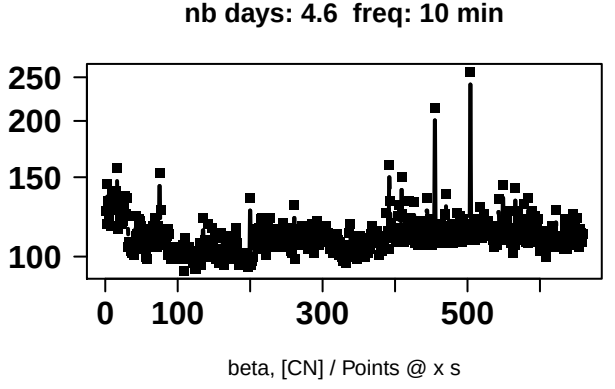
nb days: 4.6 freq: 10 min
250
200
150
100
0
100
300
500
beta, [CN] / Points @ x s

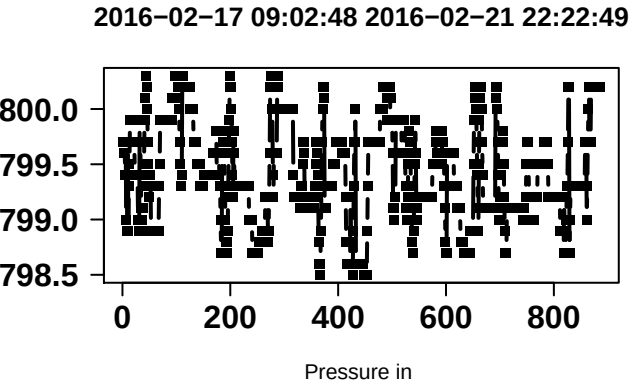
2016−02−17 09:02:48 2016−02−21 22:22:49
800.0
799.5
799.0
798.5
0
200
400
600
800
Pressure in

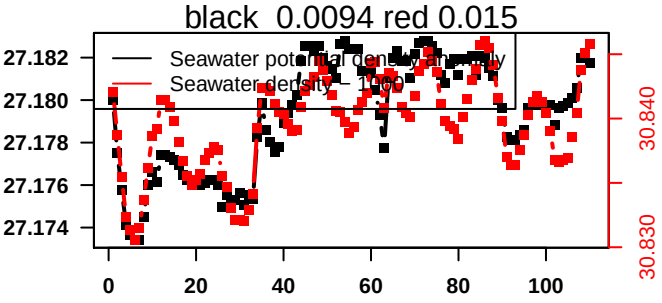
black 0.0094 red 0.015
Seawater potential density anomaly
Seawater density − 1000
27.182
27.180
27.178
27.176
27.174
30.840
30.830
0
20
40
60
80
100

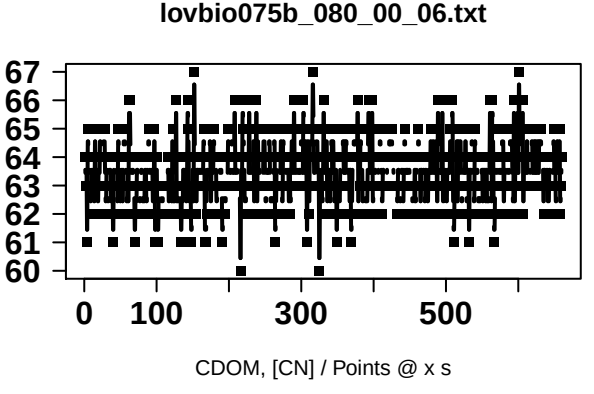
lovbio075b_080_00_06.txt
67
66
65
64
63
62
61
60
0
100
300
500
CDOM, [CN] / Points @ x s

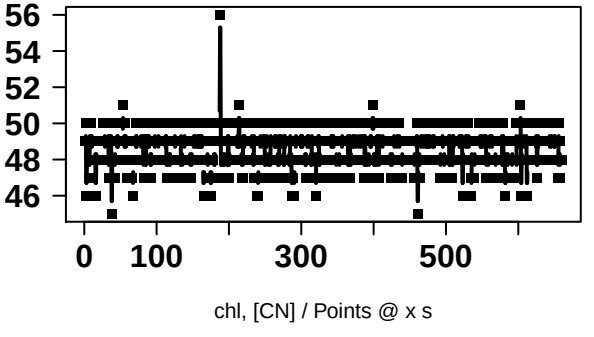
56
54
52
50
48
46
0
100
300
500
chl, [CN] / Points @ x s

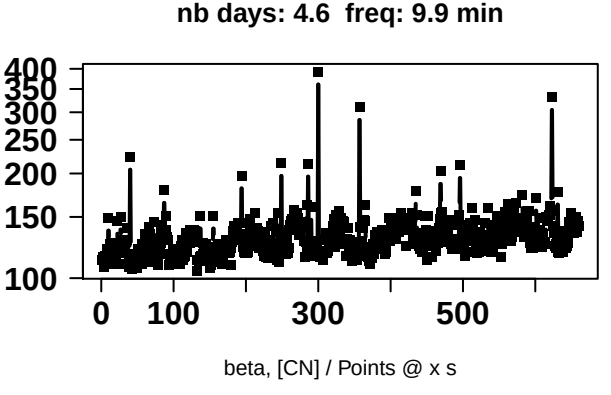
nb days: 4.6 freq: 9.9 min
400
350
300
250
200
150
100
0
100
300
500
beta, [CN] / Points @ x s

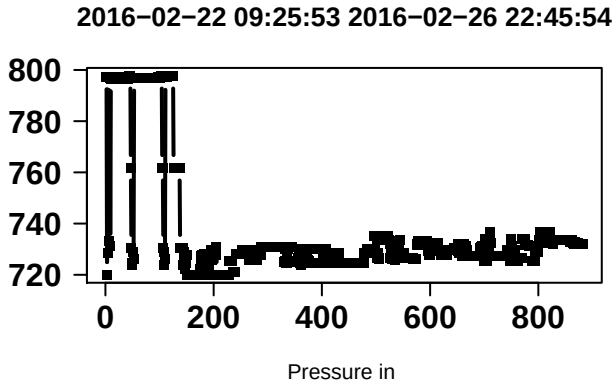
2016−02−22 09:25:53 2016−02−26 22:45:54
800
780
760
740
720
0
200
400
600
800
Pressure in

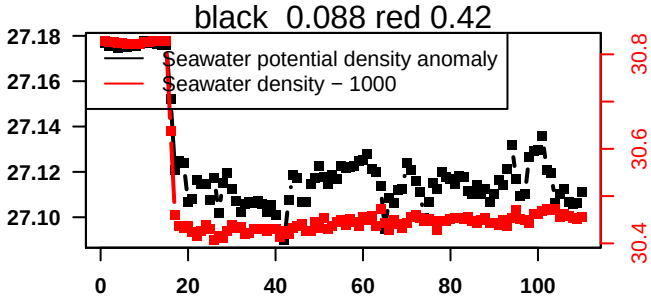
black 0.088 red 0.42
Seawater potential density anomaly
Seawater density − 1000
27.18
27.16
27.14
27.12
27.10
30.8
30.6
30.4
0
20
40
60
80
100

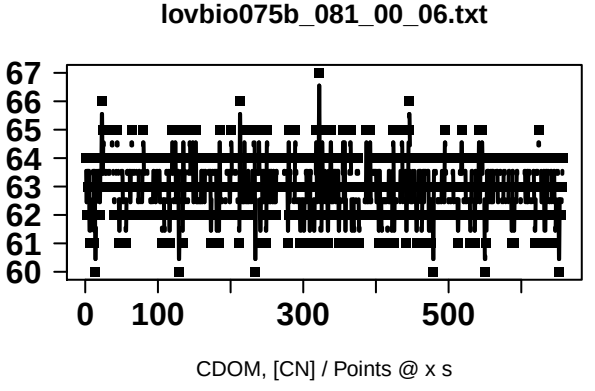
lovbio075b_081_00_06.txt
67
66
65
64
63
62
61
60
0
100
300
500
CDOM, [CN] / Points @ x s

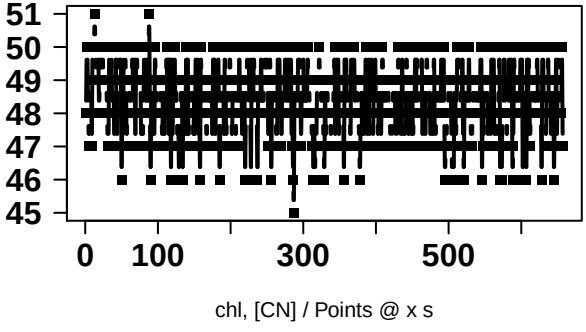
51
50
49
48
47
46
45
0
100
300
500
chl, [CN] / Points @ x s

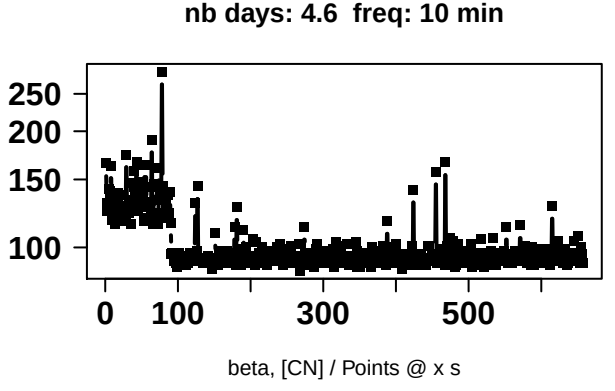
nb days: 4.6 freq: 10 min
250
200
150
100
0
100
300
500
beta, [CN] / Points @ x s

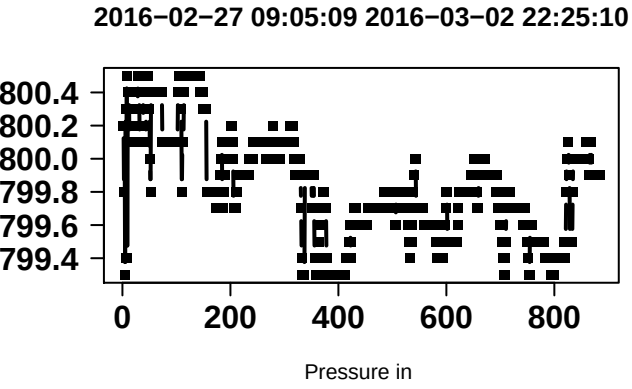
2016−02−27 09:05:09 2016−03−02 22:25:10
800.4
800.2
800.0
799.8
799.6
799.4
0
200
400
600
800
Pressure in

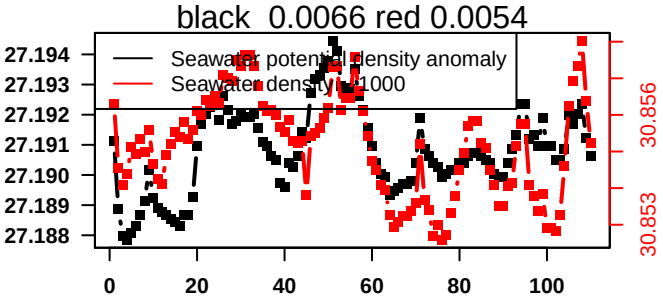
black 0.0066 red 0.0054
Seawater potential density anomaly
Seawater density −1000
27.194
27.193
27.192
27.191
27.190
27.189
27.188
30.856
30.853
0
20
40
60
80
100

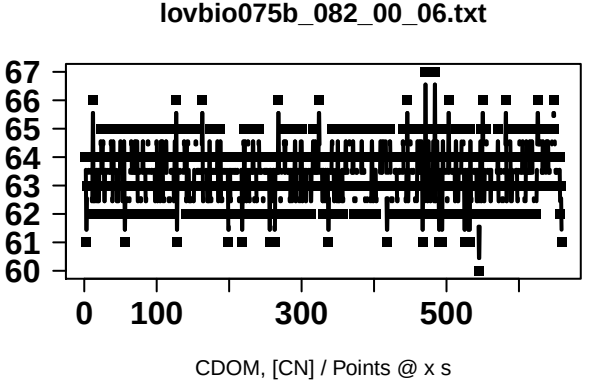
lovbio075b_082_00_06.txt
67
66
65
64
63
62
61
60
0
100
300
500
CDOM, [CN] / Points @ x s

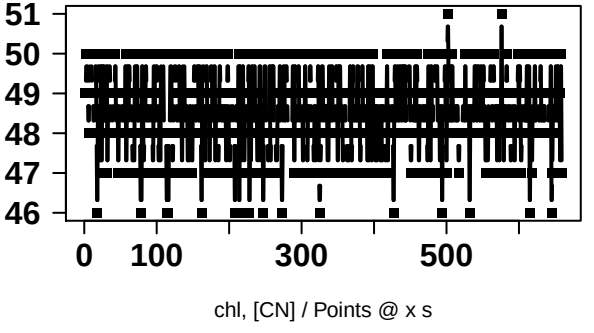
51
50
49
48
47
46
0
100
300
500
chl, [CN] / Points @ x s

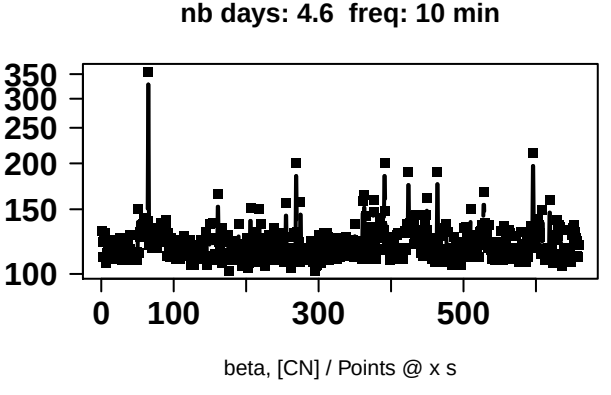
nb days: 4.6 freq: 10 min
350
300
250
200
150
100
0
100
300
500
beta, [CN] / Points @ x s

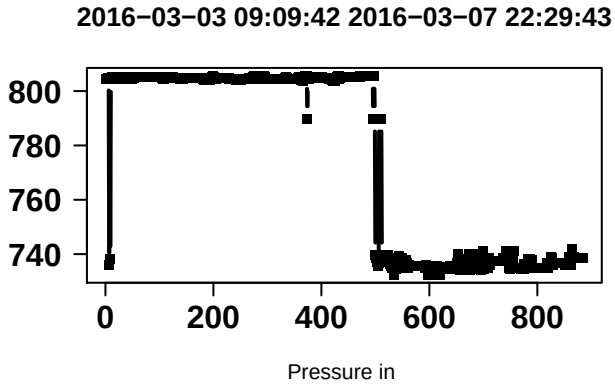
2016−03−03 09:09:42 2016−03−07 22:29:43
800
780
760
740
0
200
400
600
800
Pressure in

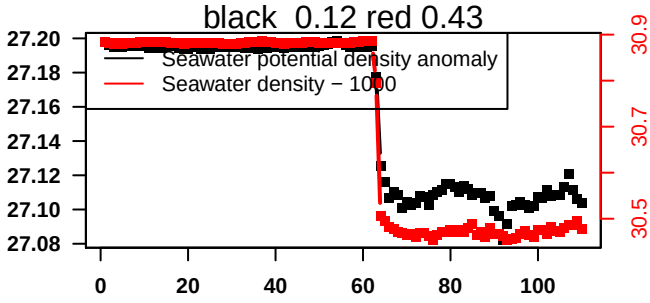
black 0.12 red 0.43
Seawater potential density anomaly
Seawater density − 1000
27.20
27.18
27.16
27.14
27.12
27.10
27.08
30.9
30.7
30.5
0
20
40
60
80
100

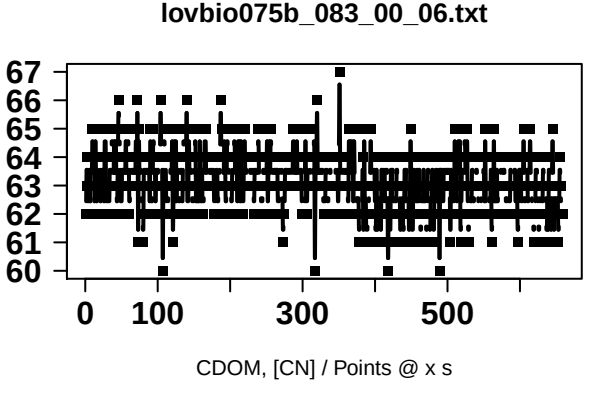
lovbio075b_083_00_06.txt
67
66
65
64
63
62
61
60
0
100
300
500
CDOM, [CN] / Points @ x s

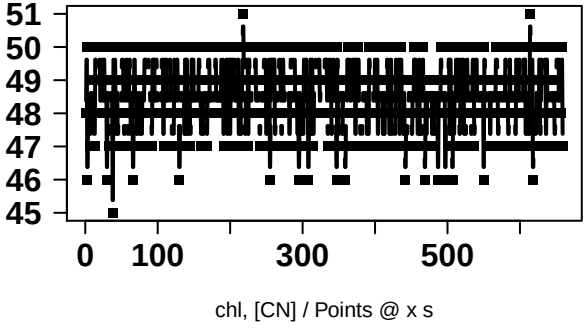
51
50
49
48
47
46
45
0
100
300
500
chl, [CN] / Points @ x s

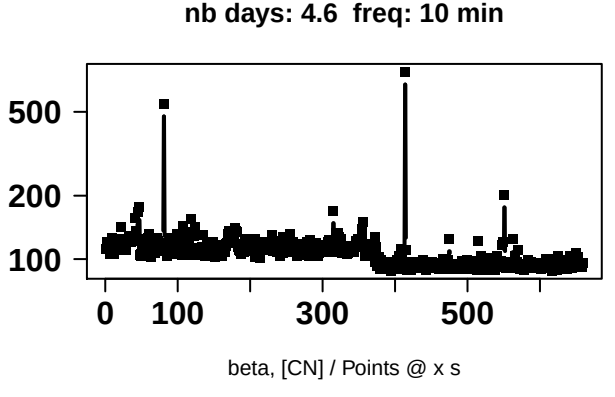
nb days: 4.6 freq: 10 min
500
200
100
0
100
300
500
beta, [CN] / Points @ x s

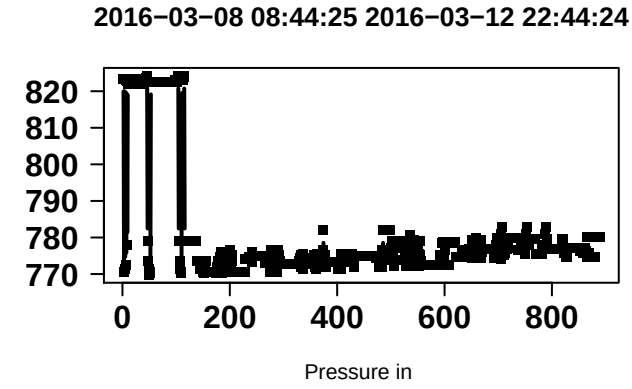
2016−03−08 08:44:25 2016−03−12 22:44:24
820
810
800
790
780
770
0
200
400
600
800
Pressure in

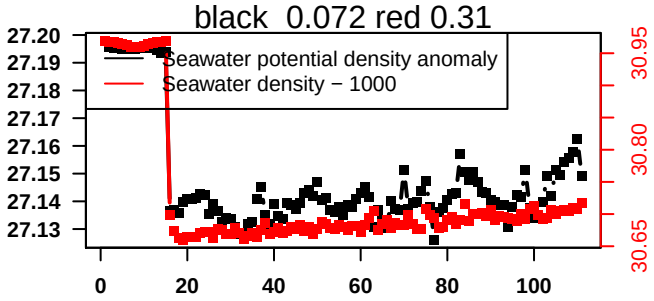
black 0.072 red 0.31
Seawater potential density anomaly
Seawater density − 1000
27.20
27.19
27.18
27.17
27.16
27.15
27.14
27.13
30.95
30.80
30.65
0
20
40
60
80
100

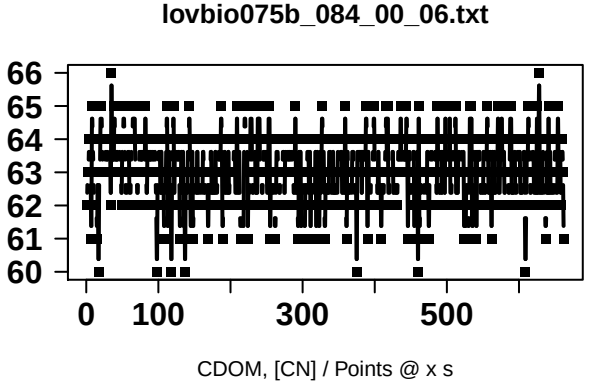
lovbio075b_084_00_06.txt
66
65
64
63
62
61
60
0
100
300
500
CDOM, [CN] / Points @ x s

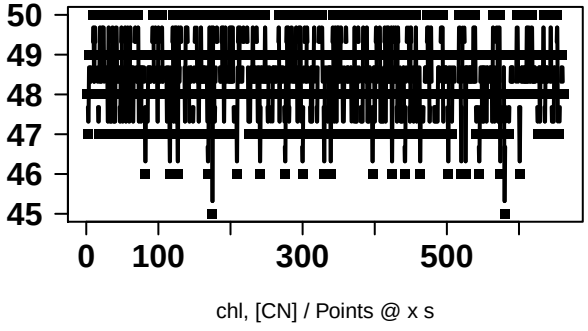
50
49
48
47
46
45
0
100
300
500
chl, [CN] / Points @ x s

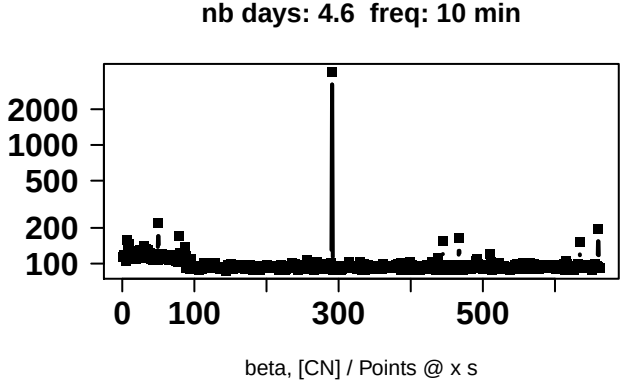
nb days: 4.6 freq: 10 min
2000
1000
500
200
100
0
100
300
500
beta, [CN] / Points @ x s

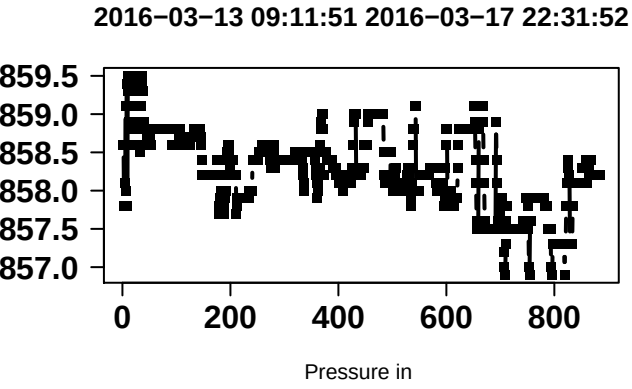
2016−03−13 09:11:51 2016−03−17 22:31:52
859.5
859.0
858.5
858.0
857.5
857.0
0
200
400
600
800
Pressure in

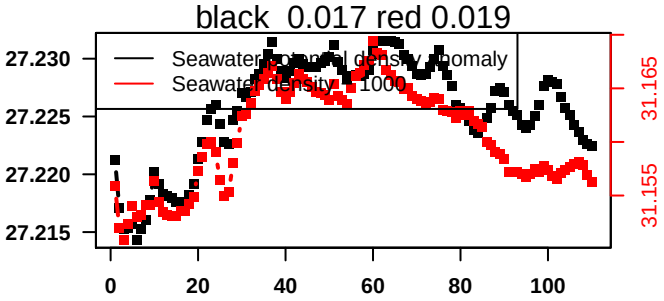
black 0.017 red 0.019
Seawater potential density anomaly
Seawater density - 1000
27.230
27.225
27.220
27.215
31.165
31.155
0
20
40
60
80
100

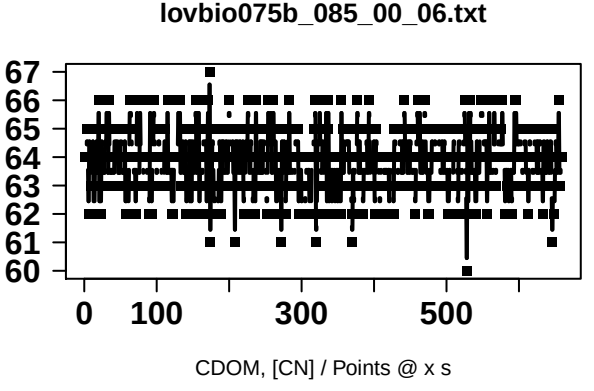
lovbio075b_085_00_06.txt
67
66
65
64
63
62
61
60
0
100
300
500
CDOM, [CN] / Points @ x s

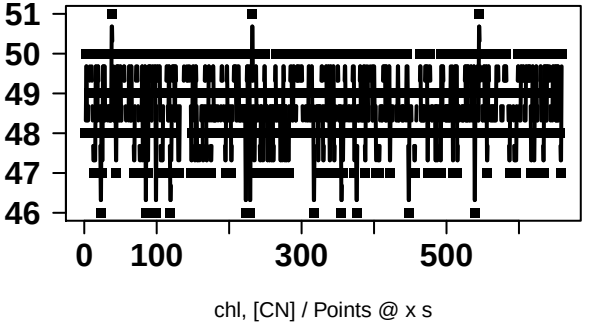
51
50
49
48
47
46
0
100
300
500
chl, [CN] / Points @ x s

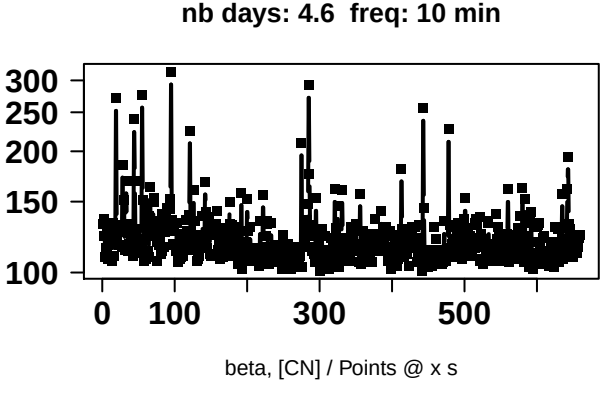
nb days: 4.6 freq: 10 min
300
250
200
150
100
0
100
300
500
beta, [CN] / Points @ x s

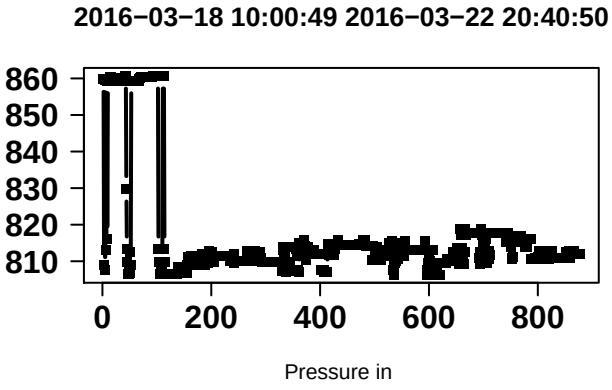
2016−03−18 10:00:49 2016−03−22 20:40:50
860
850
840
830
820
810
0
200
400
600
800
Pressure in

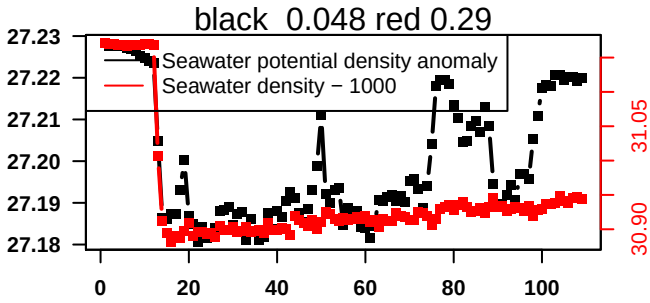
black 0.048 red 0.29
Seawater potential density anomaly
Seawater density − 1000
27.23
27.22
27.21
27.20
27.19
27.18
31.05
30.90
0
20
40
60
80
100

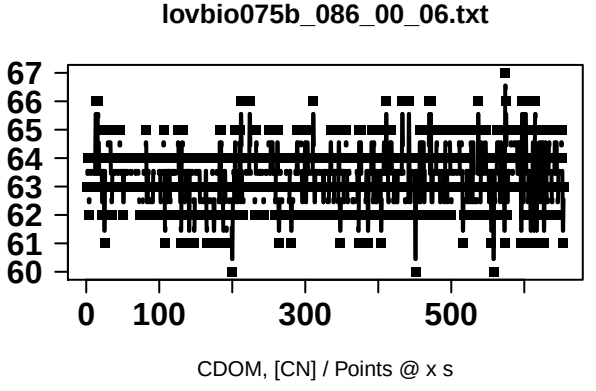
lovbio075b_086_00_06.txt
67
66
65
64
63
62
61
60
0
100
300
500
CDOM, [CN] / Points @ x s

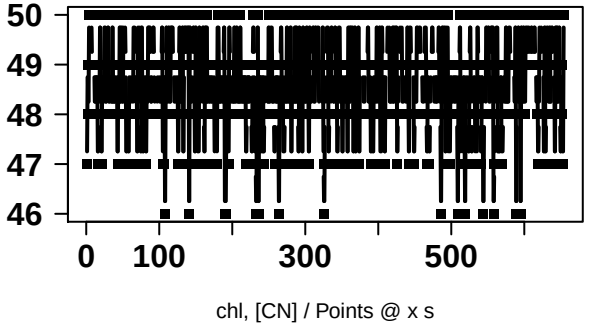
50
49
48
47
46
0
100
300
500
chl, [CN] / Points @ x s

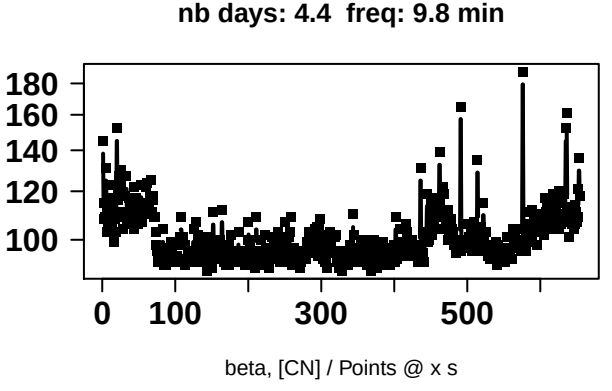
nb days: 4.4 freq: 9.8 min
180
160
140
120
100
0
100
300
500
beta, [CN] / Points @ x s

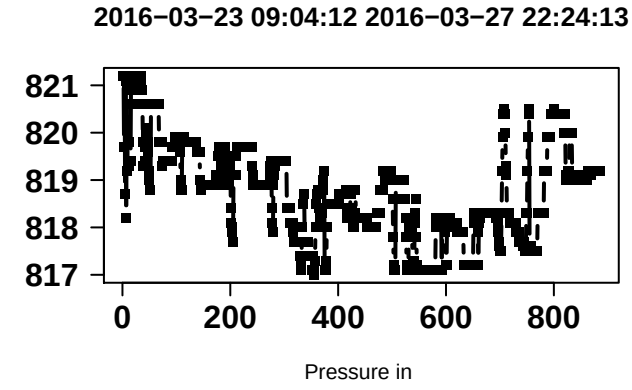
2016−03−23 09:04:12 2016−03−27 22:24:13
821
820
819
818
817
0
200
400
600
800
Pressure in

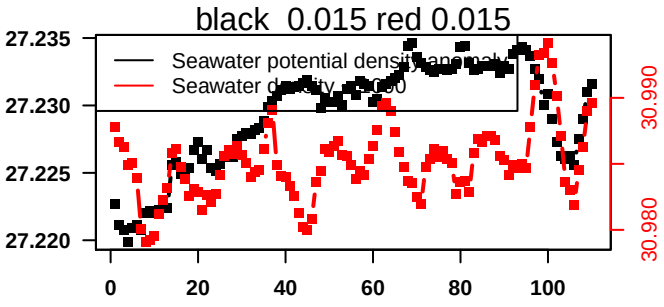
black 0.015 red 0.015
Seawater potential density anomaly
Seawater density, 2000
27.235
27.230
27.225
27.220
30.990
30.980
0
20
40
60
80
100

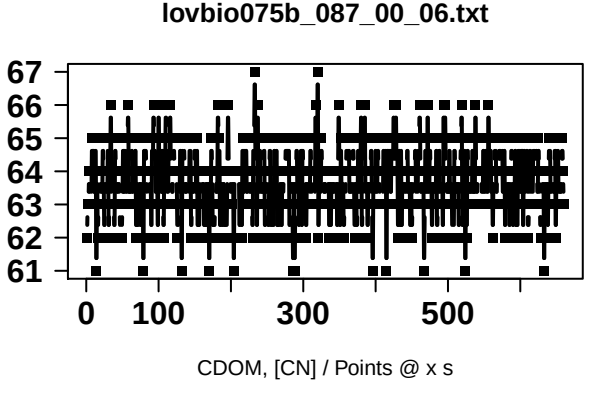
lovbio075b_087_00_06.txt
67
66
65
64
63
62
61
0
100
300
500
CDOM, [CN] / Points @ x s

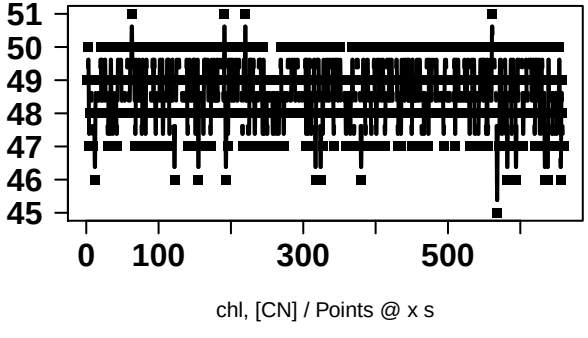
51
50
49
48
47
46
45
0
100
300
500
chl, [CN] / Points @ x s

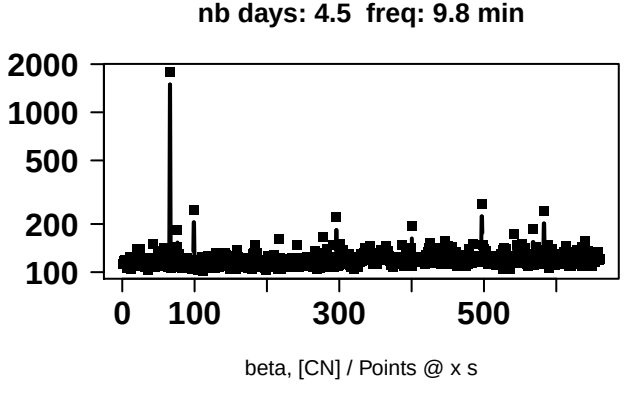
nb days: 4.5 freq: 9.8 min
2000
1000
500
200
100
0
100
300
500
beta, [CN] / Points @ x s

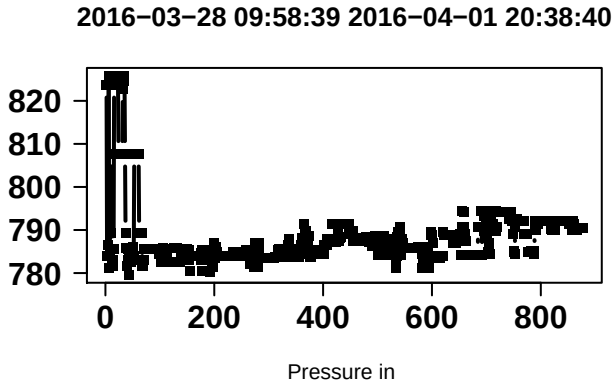
2016−03−28 09:58:39 2016−04−01 20:38:40
820
810
800
790
780
0
200
400
600
800
Pressure in

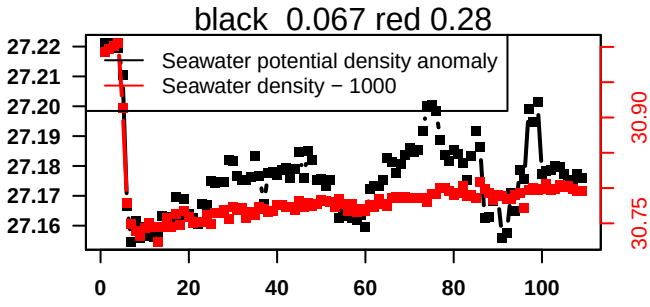
black 0.067 red 0.28
Seawater potential density anomaly
Seawater density − 1000
27.22
27.21
27.20
27.19
27.18
27.17
27.16
30.90
30.75
0
20
40
60
80
100

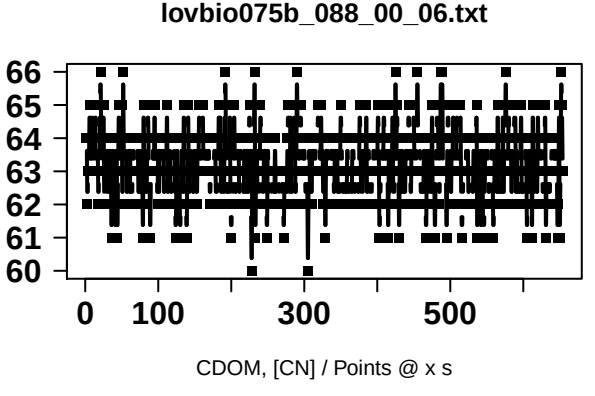
lovbio075b_088_00_06.txt
66
65
64
63
62
61
60
0
100
300
500
CDOM, [CN] / Points @ x s

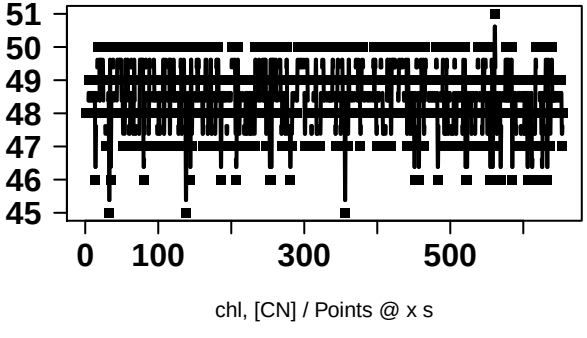
51
50
49
48
47
46
45
0
100
300
500
chl, [CN] / Points @ x s

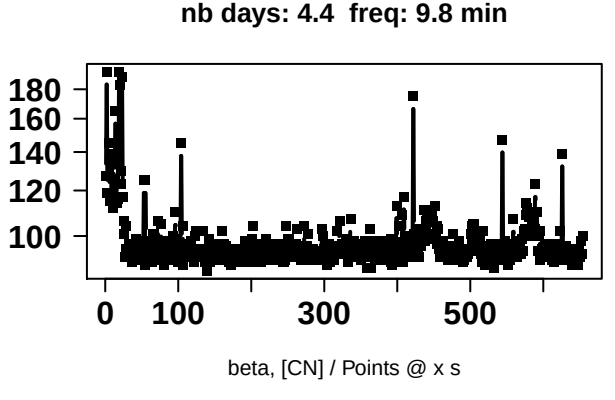
nb days: 4.4 freq: 9.8 min
180
160
140
120
100
0
100
300
500
beta, [CN] / Points @ x s

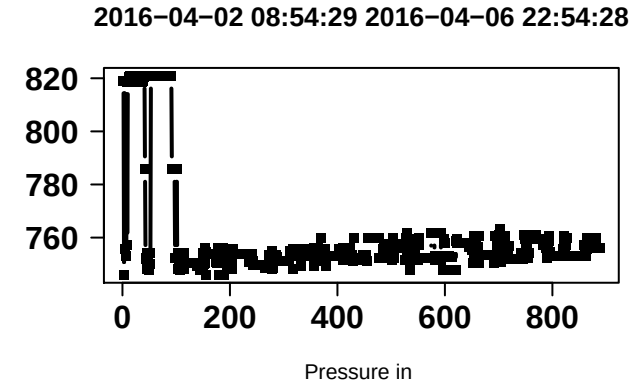
2016−04−02 08:54:29 2016−04−06 22:54:28
820
800
780
760
0
200
400
600
800
Pressure in

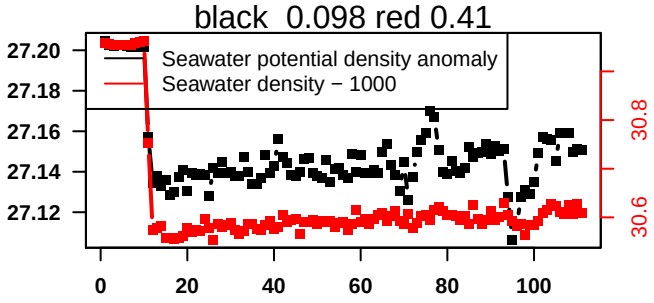
black 0.098 red 0.41
Seawater potential density anomaly
Seawater density − 1000
27.20
27.18
27.16
27.14
27.12
30.8
30.6
0
20
40
60
80
100

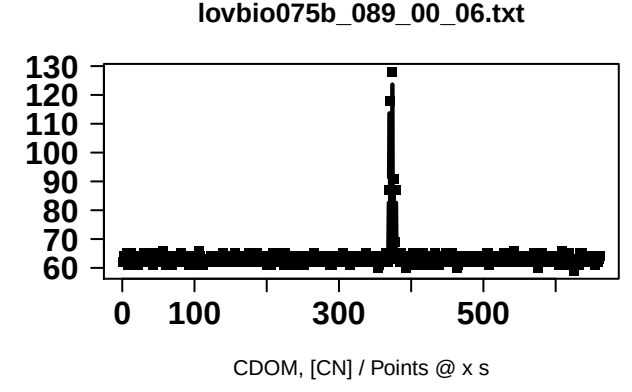
lovbio075b_089_00_06.txt
130
120
110
100
90
80
70
60
0
100
300
500
CDOM, [CN] / Points @ x s

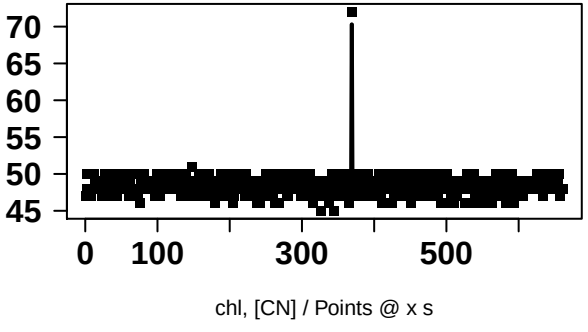
70
65
60
55
50
45
0
100
300
500
chl, [CN] / Points @ x s

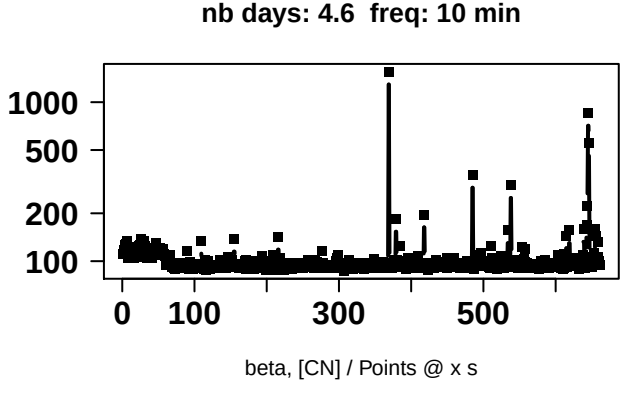
nb days: 4.6 freq: 10 min
1000
500
200
100
0
100
300
500
beta, [CN] / Points @ x s

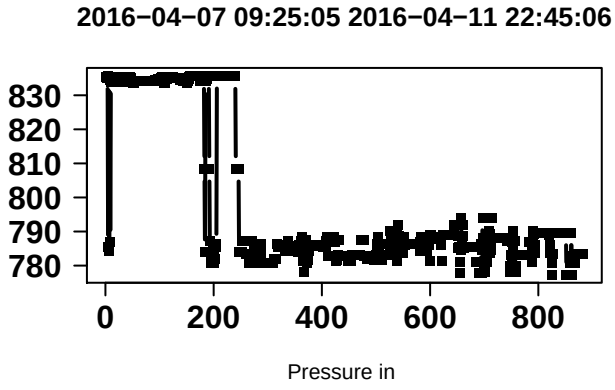
2016−04−07 09:25:05 2016−04−11 22:45:06
830
820
810
800
790
780
0
200
400
600
800
Pressure in

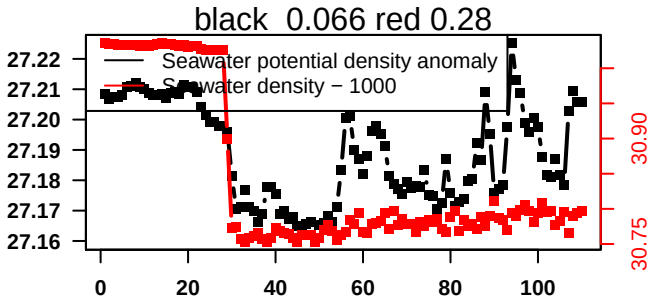
black 0.066 red 0.28
Seawater potential density anomaly
Seawater density − 1000
27.22
27.21
27.20
27.19
27.18
27.17
27.16
30.90
30.75
0
20
40
60
80
100

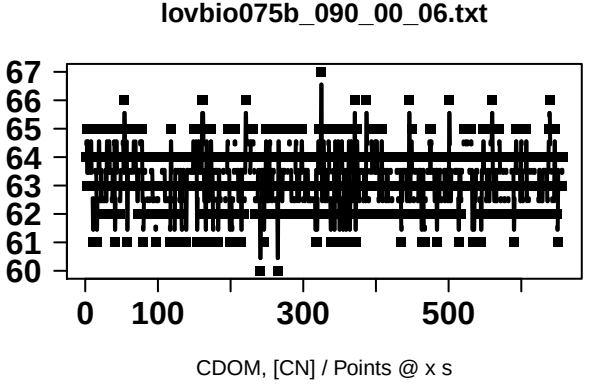
lovbio075b_090_00_06.txt
67
66
65
64
63
62
61
60
0
100
300
500
CDOM, [CN] / Points @ x s

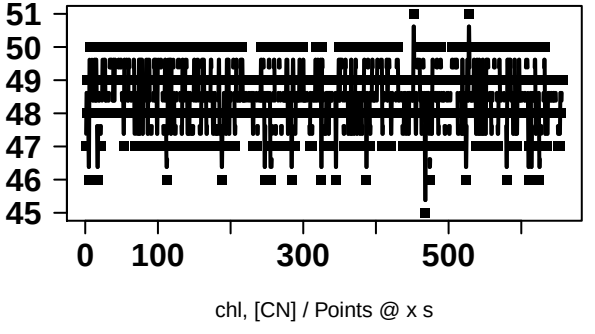
51
50
49
48
47
46
45
0
100
300
500
chl, [CN] / Points @ x s

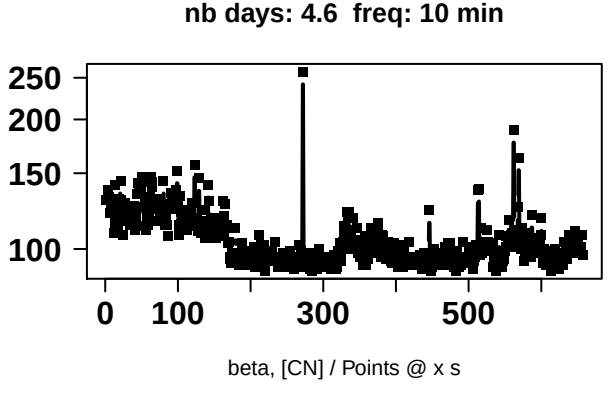
nb days: 4.6 freq: 10 min
250
200
150
100
0
100
300
500
beta, [CN] / Points @ x s

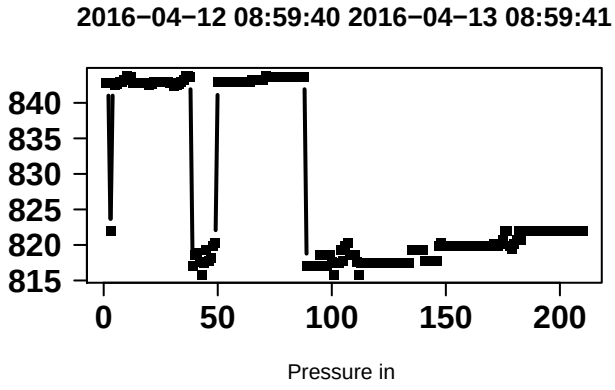
2016−04−12 08:59:40 2016−04−13 08:59:41
840
835
830
825
820
815
0
50
100
150
200
Pressure in

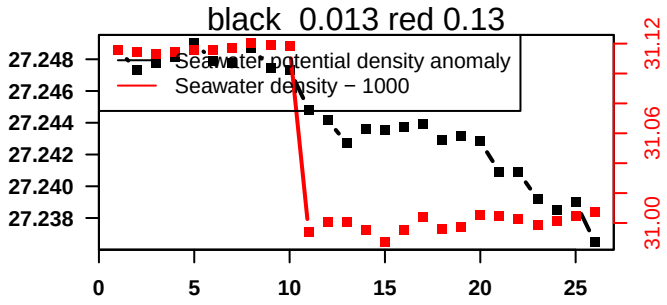
black 0.013 red 0.13
Seawater potential density anomaly
Seawater density − 1000
27.248
27.246
27.244
27.242
27.240
27.238
31.12
31.06
31.00
0
5
10
15
20
25

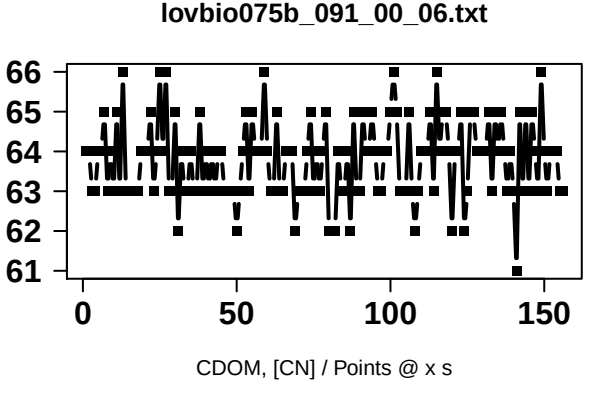
lovbio075b_091_00_06.txt
66
65
64
63
62
61
0
50
100
150
CDOM, [CN] / Points @ x s

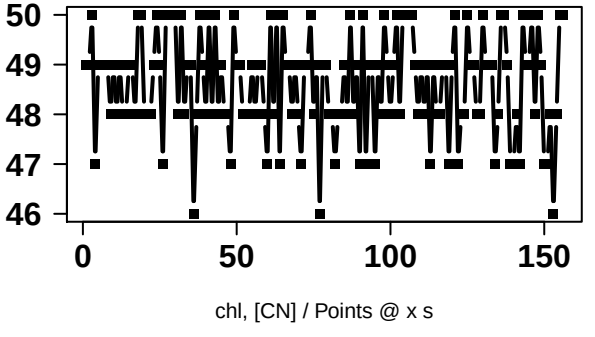
50
49
48
47
46
0
50
100
150
chl, [CN] / Points @ x s

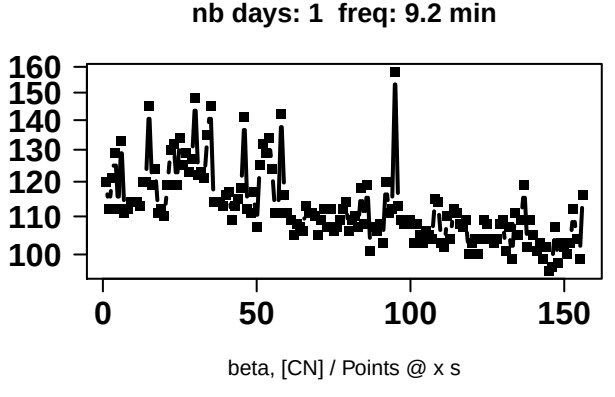
nb days: 1 freq: 9.2 min
160
150
140
130
120
110
100
0
50
100
150
beta, [CN] / Points @ x s

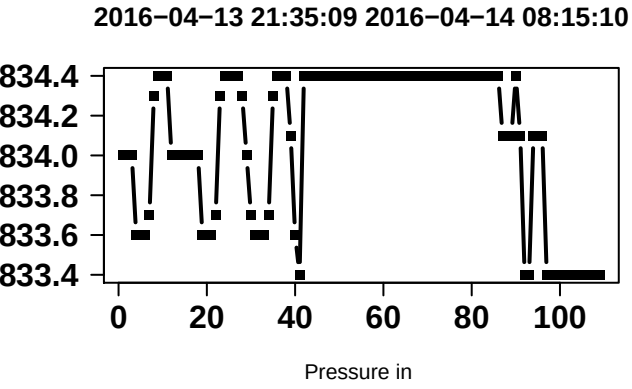
2016−04−13 21:35:09 2016−04−14 08:15:10
834.4
834.2
834.0
833.8
833.6
833.4
0
20
40
60
80
100
Pressure in

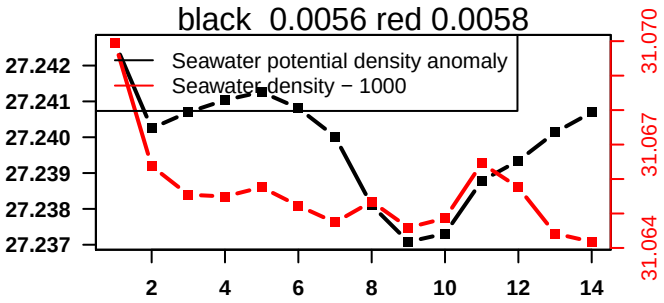
black 0.0056 red 0.0058
Seawater potential density anomaly
Seawater density − 1000
27.242
27.241
27.240
27.239
27.238
27.237
2
4
6
8
10
12
14
31.070
31.067
31.064

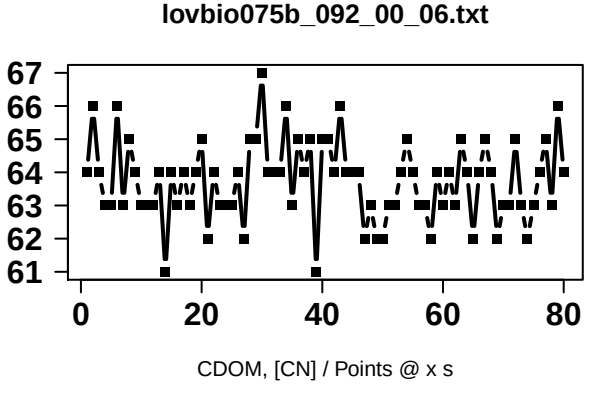
lovbio075b_092_00_06.txt
67
66
65
64
63
62
61
0
20
40
60
80
CDOM, [CN] / Points @ x s

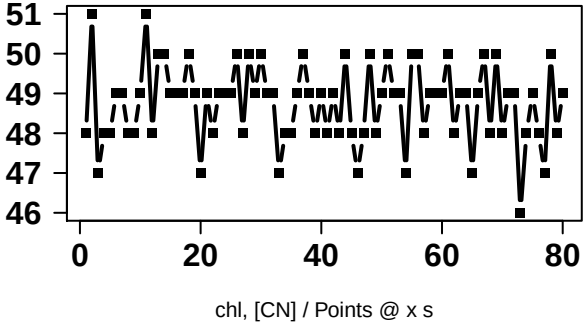
51
50
49
48
47
46
0
20
40
60
80
chl, [CN] / Points @ x s

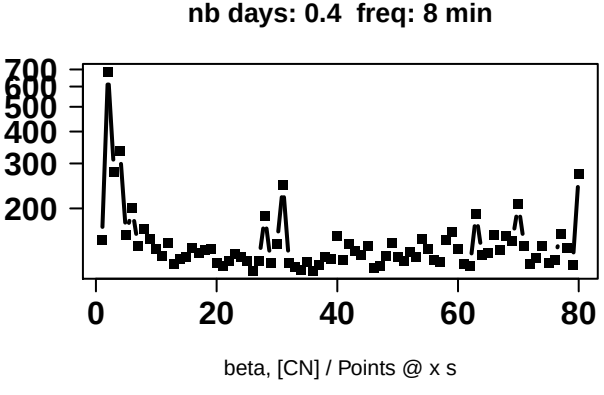
nb days: 0.4 freq: 8 min
700
600
500
400
300
200
0
20
40
60
80
beta, [CN] / Points @ x s

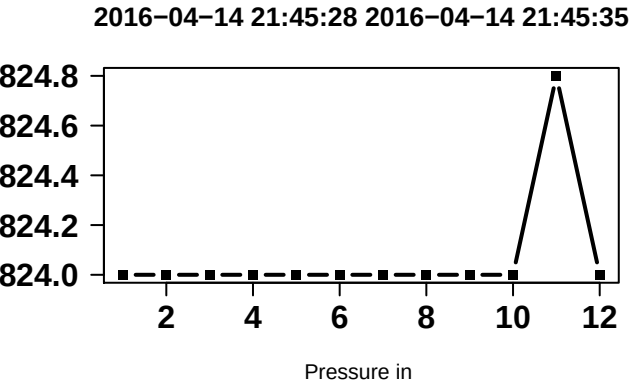
2016−04−14 21:45:28 2016−04−14 21:45:35
824.8
824.6
824.4
824.2
824.0
2
4
6
8
10
12
Pressure in

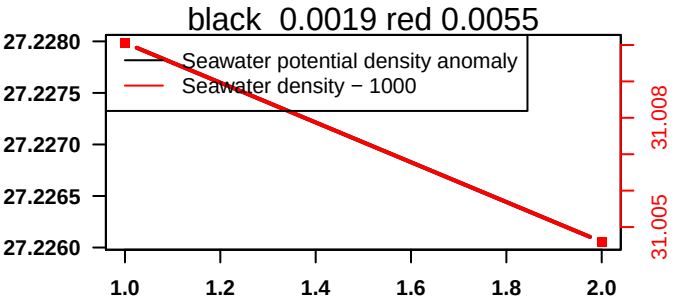
black 0.0019 red 0.0055
Seawater potential density anomaly
Seawater density − 1000
27.2280
27.2275
27.2270
27.2265
27.2260
31.008
31.005
1.0
1.2
1.4
1.6
1.8
2.0

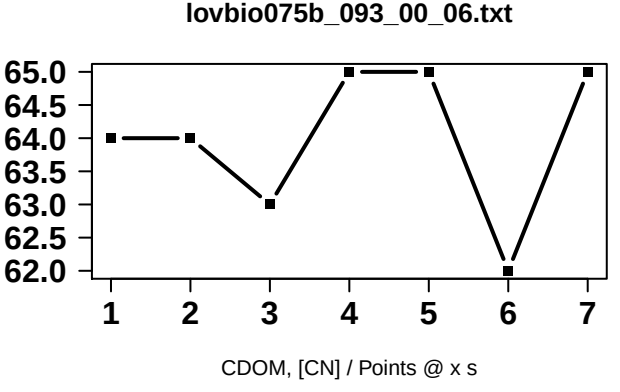
lovbio075b_093_00_06.txt
65.0
64.5
64.0
63.5
63.0
62.5
62.0
1
2
3
4
5
6
7
CDOM, [CN] / Points @ x s

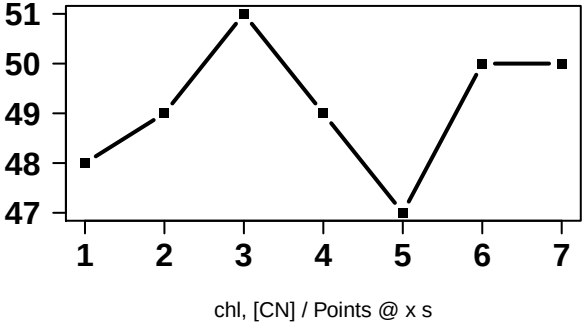
51
50
49
48
47
1
2
3
4
5
6
7
chl, [CN] / Points @ x s

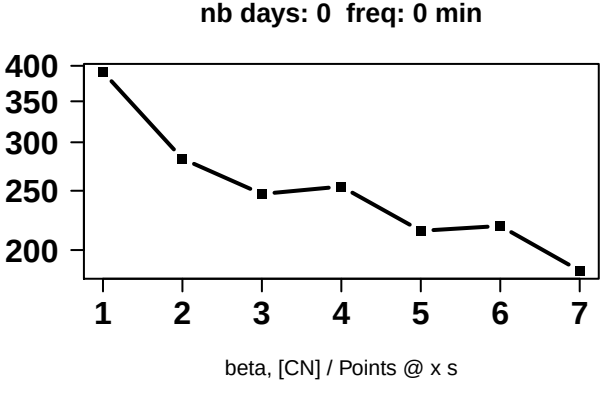
nb days: 0 freq: 0 min
400
350
300
250
200
1
2
3
4
5
6
7
beta, [CN] / Points @ x s

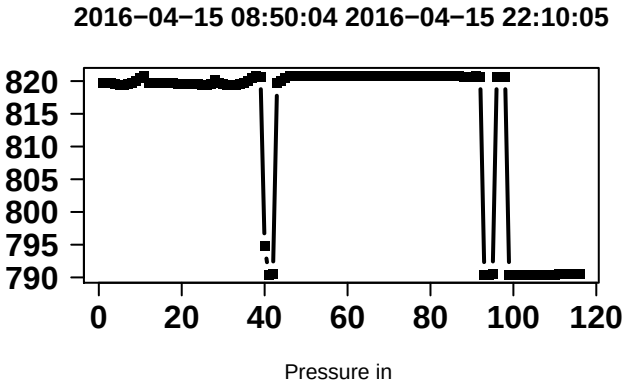
2016−04−15 08:50:04 2016−04−15 22:10:05
820
815
810
805
800
795
790
0
20
40
60
80
100
120
Pressure in

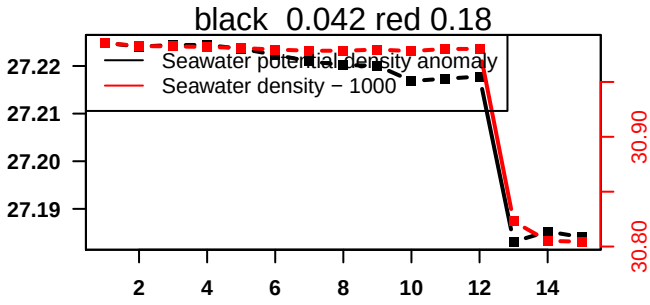
black 0.042 red 0.18
Seawater potential density anomaly
Seawater density − 1000
27.22
27.21
27.20
27.19
30.90
30.80
2
4
6
8
10
12
14

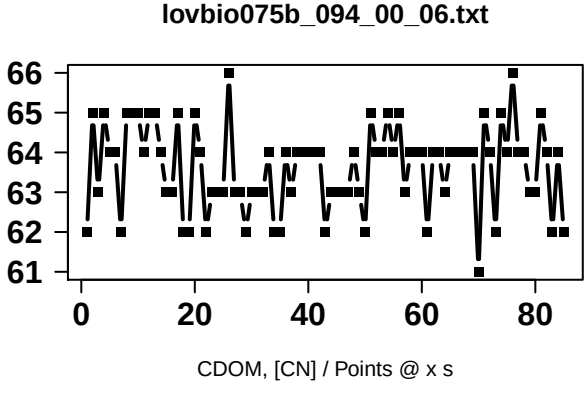
lovbio075b_094_00_06.txt
66
65
64
63
62
61
0
20
40
60
80
CDOM, [CN] / Points @ x s

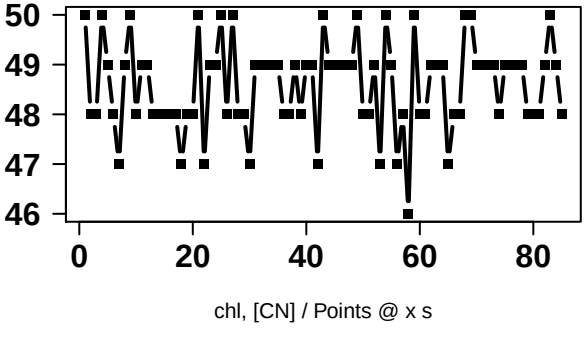
50
49
48
47
46
0
20
40
60
80
chl, [CN] / Points @ x s

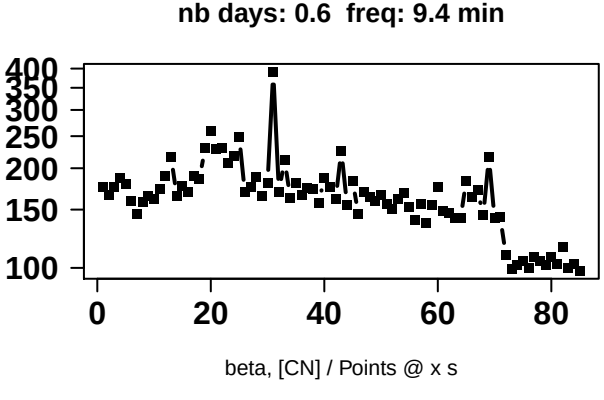
nb days: 0.6 freq: 9.4 min
400
350
300
250
200
150
100
0
20
40
60
80
beta, [CN] / Points @ x s

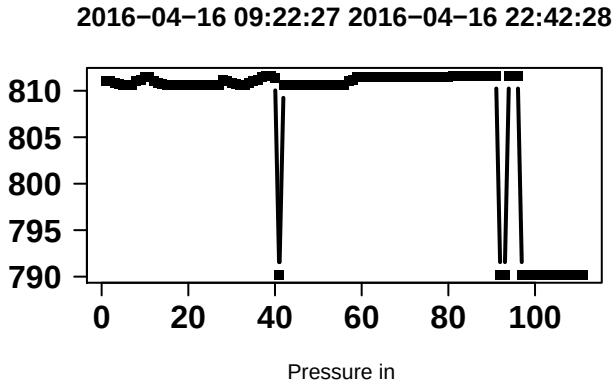
2016−04−16 09:22:27 2016−04−16 22:42:28
810
805
800
795
790
0
20
40
60
80
100
Pressure in

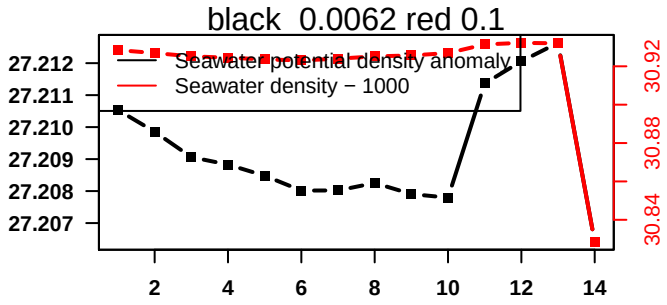
black 0.0062 red 0.1
Seawater potential density anomaly
Seawater density − 1000
27.212
27.211
27.210
27.209
27.208
27.207
30.92
30.88
30.84
2
4
6
8
10
12
14

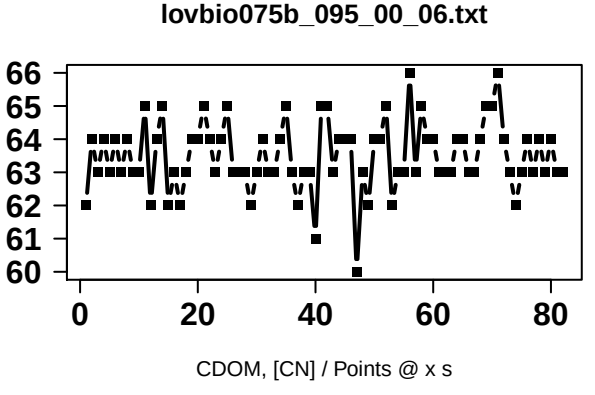
lovbio075b_095_00_06.txt
66
65
64
63
62
61
60
0
20
40
60
80
CDOM, [CN] / Points @ x s

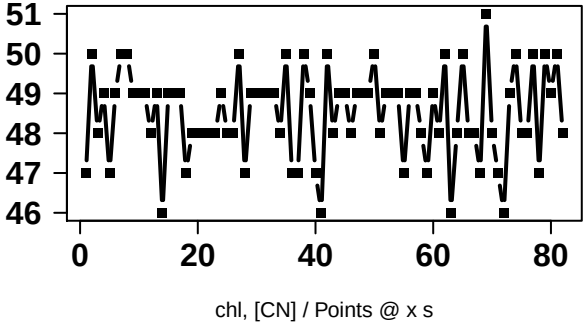
51
50
49
48
47
46
0
20
40
60
80
chl, [CN] / Points @ x s

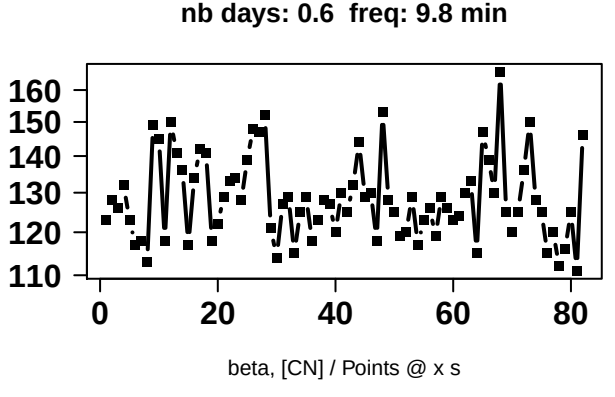
nb days: 0.6 freq: 9.8 min
160
150
140
130
120
110
0
20
40
60
80
beta, [CN] / Points @ x s

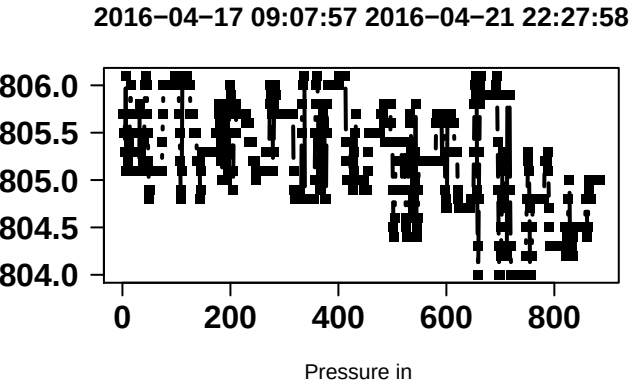
2016−04−17 09:07:57 2016−04−21 22:27:58
806.0
805.5
805.0
804.5
804.0
0
200
400
600
800
Pressure in

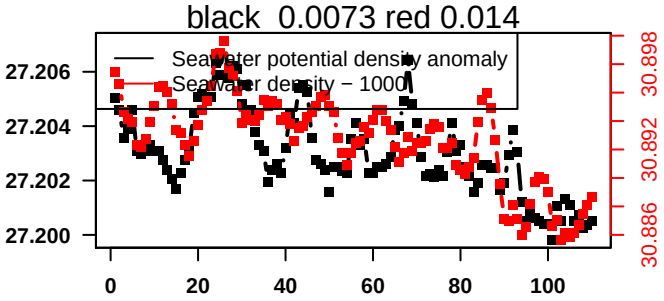
black 0.0073 red 0.014
Seawater potential density anomaly
Seawater density − 1000
27.206
27.204
27.202
27.200
30.898
30.892
30.886
0
20
40
60
80
100

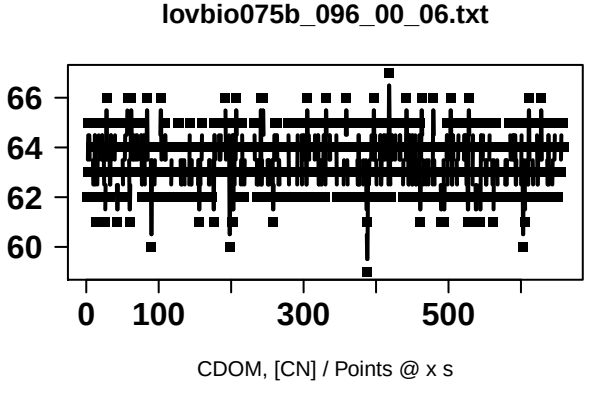
lovbio075b_096_00_06.txt
66
64
62
60
0
100
300
500
CDOM, [CN] / Points @ x s

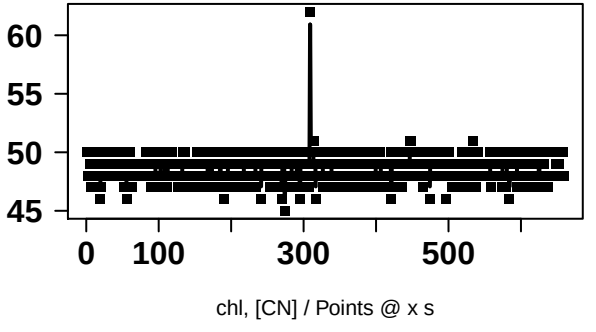
60
55
50
45
0
100
300
500
chl, [CN] / Points @ x s

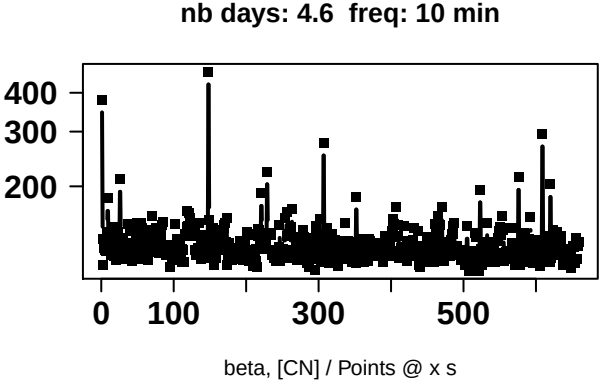
nb days: 4.6 freq: 10 min
400
300
200
0
100
300
500
beta, [CN] / Points @ x s

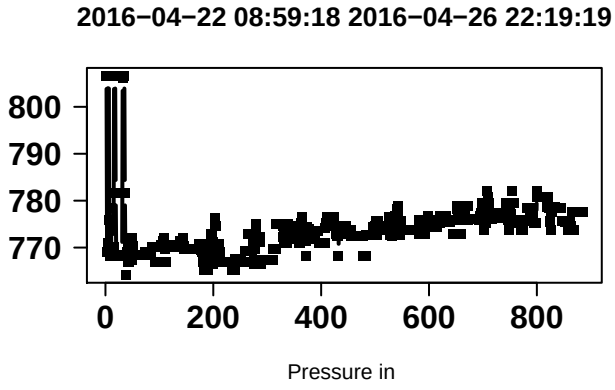
2016−04−22 08:59:18 2016−04−26 22:19:19
800
790
780
770
0
200
400
600
800
Pressure in

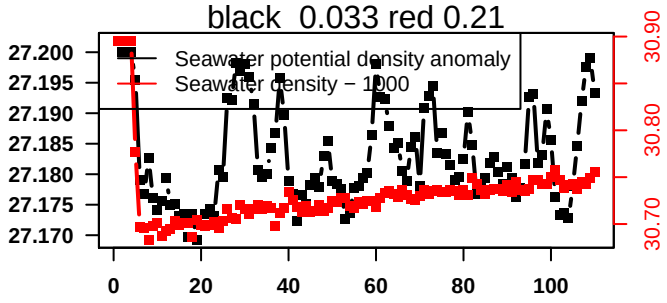
black 0.033 red 0.21
Seawater potential density anomaly
Seawater density − 1000
27.200
27.195
27.190
27.185
27.180
27.175
27.170
30.90
30.80
30.70
0
20
40
60
80
100

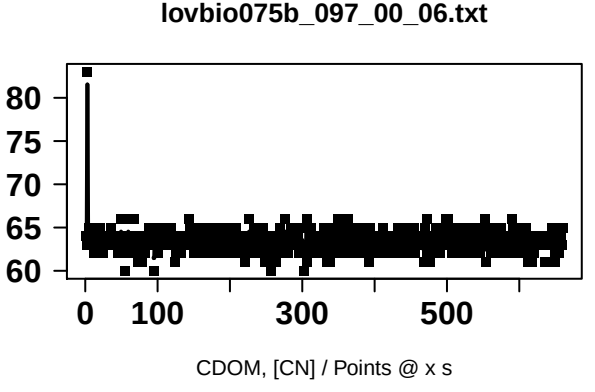
lovbio075b_097_00_06.txt
80
75
70
65
60
0
100
300
500
CDOM, [CN] / Points @ x s

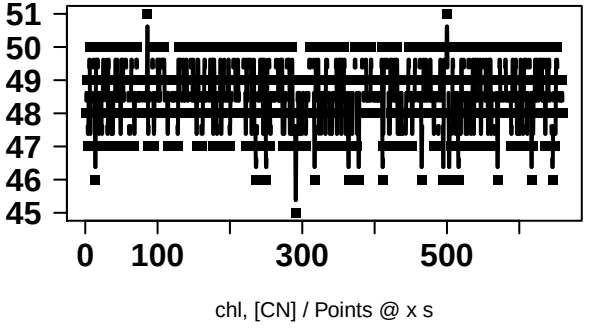
51
50
49
48
47
46
45
0
100
300
500
chl, [CN] / Points @ x s

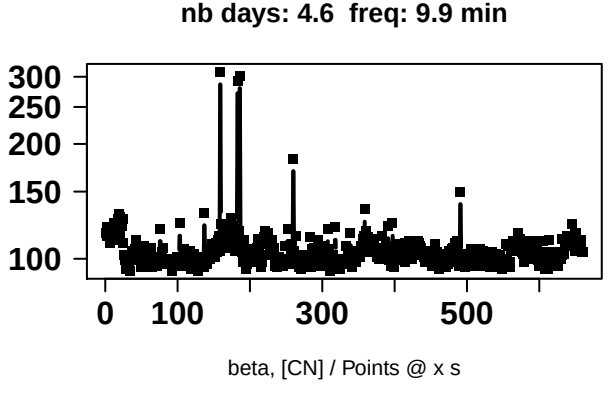
nb days: 4.6 freq: 9.9 min
300
250
200
150
100
0
100
300
500
beta, [CN] / Points @ x s

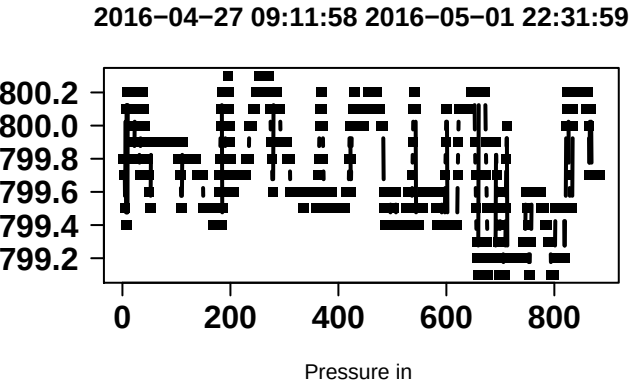
2016−04−27 09:11:58 2016−05−01 22:31:59
800.2
800.0
799.8
799.6
799.4
799.2
0
200
400
600
800
Pressure in

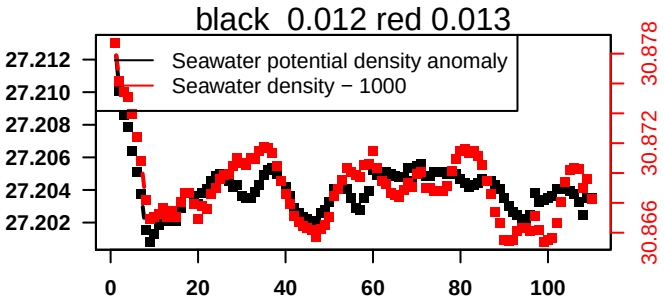
black 0.012 red 0.013
Seawater potential density anomaly
Seawater density − 1000
27.212
27.210
27.208
27.206
27.204
27.202
30.878
30.872
30.866
0
20
40
60
80
100

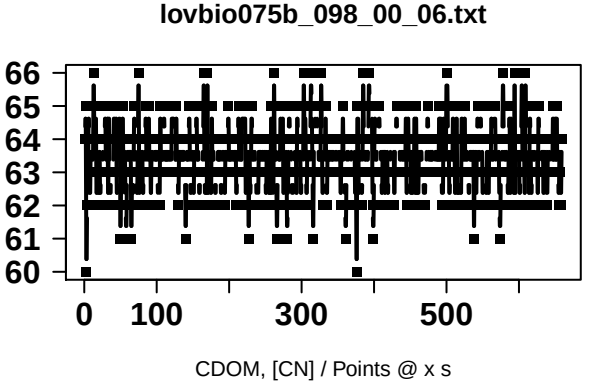
lovbio075b_098_00_06.txt
66
65
64
63
62
61
60
0
100
300
500
CDOM, [CN] / Points @ x s

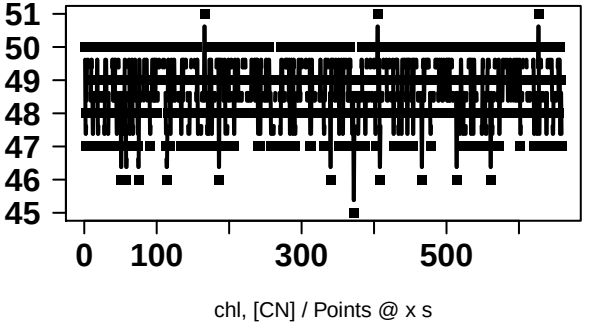
51
50
49
48
47
46
45
0
100
300
500
chl, [CN] / Points @ x s

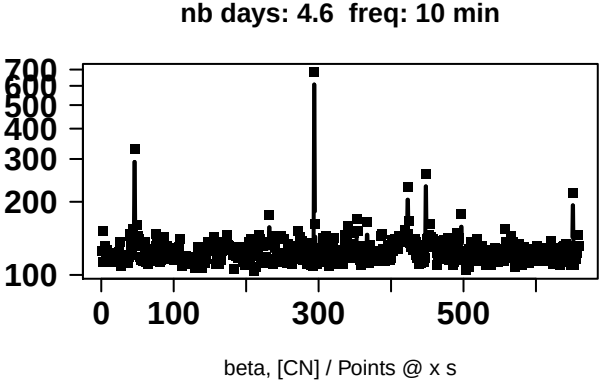
nb days: 4.6 freq: 10 min
700
600
500
400
300
200
100
0
100
300
500
beta, [CN] / Points @ x s

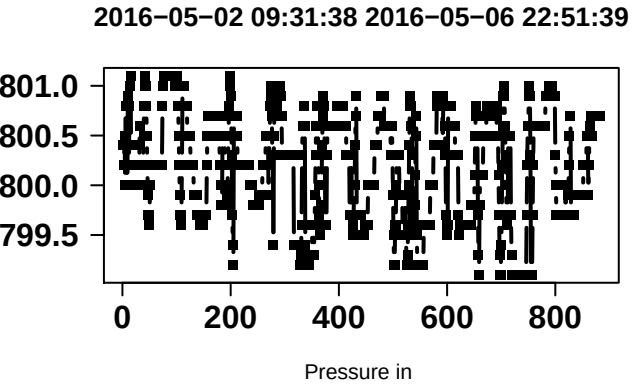
2016−05−02 09:31:38 2016−05−06 22:51:39
801.0
800.5
800.0
799.5
0
200
400
600
800
Pressure in

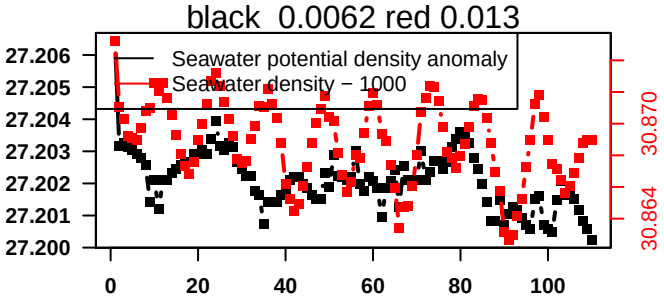
black 0.0062 red 0.013
Seawater potential density anomaly
Seawater density − 1000
27.206
27.205
27.204
27.203
27.202
27.201
27.200
30.870
30.864
0
20
40
60
80
100

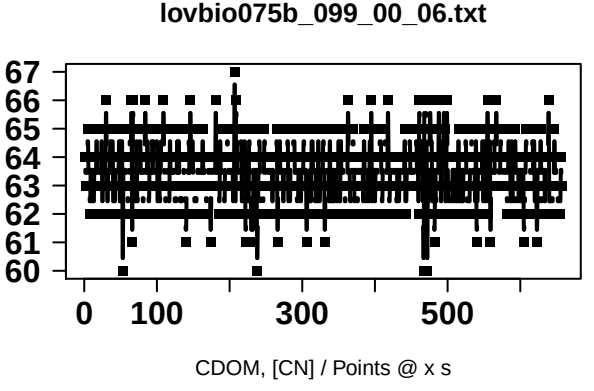
lovbio075b_099_00_06.txt
67
66
65
64
63
62
61
60
0
100
300
500
CDOM, [CN] / Points @ x s

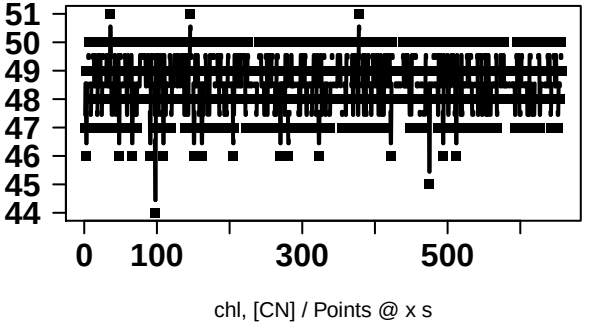
51
50
49
48
47
46
45
44
0
100
300
500
chl, [CN] / Points @ x s

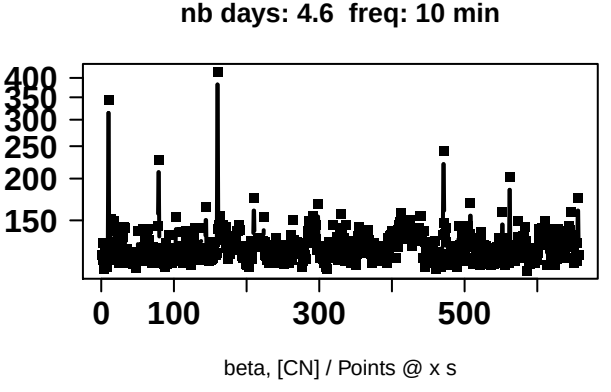
nb days: 4.6 freq: 10 min
400
350
300
250
200
150
0
100
300
500
beta, [CN] / Points @ x s

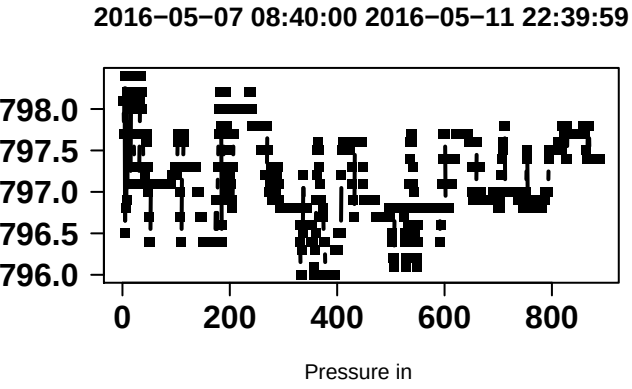
2016−05−07 08:40:00 2016−05−11 22:39:59
798.0
797.5
797.0
796.5
796.0
0
200
400
600
800
Pressure in

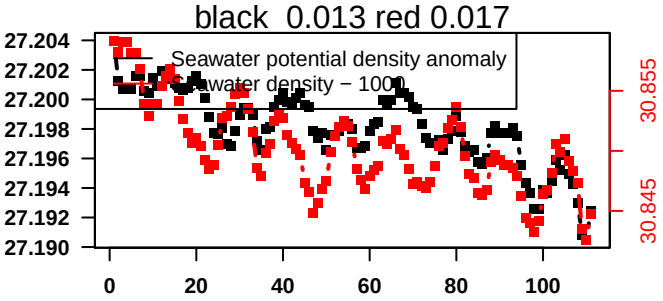
black 0.013 red 0.017
Seawater potential density anomaly
Seawater density − 1000
27.204
27.202
27.200
27.198
27.196
27.194
27.192
27.190
30.855
30.845
0
20
40
60
80
100

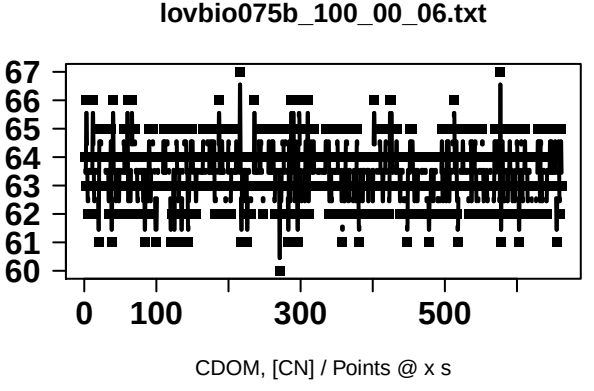
lovbio075b_100_00_06.txt
67
66
65
64
63
62
61
60
0
100
300
500
CDOM, [CN] / Points @ x s

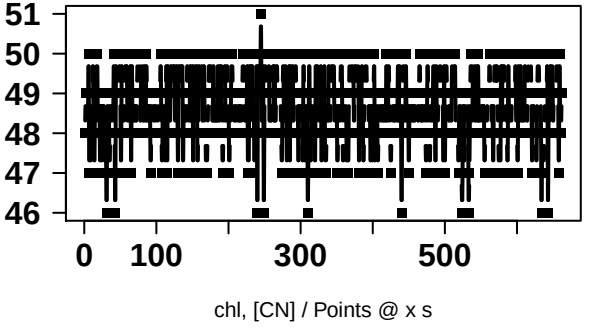
51
50
49
48
47
46
0
100
300
500
chl, [CN] / Points @ x s

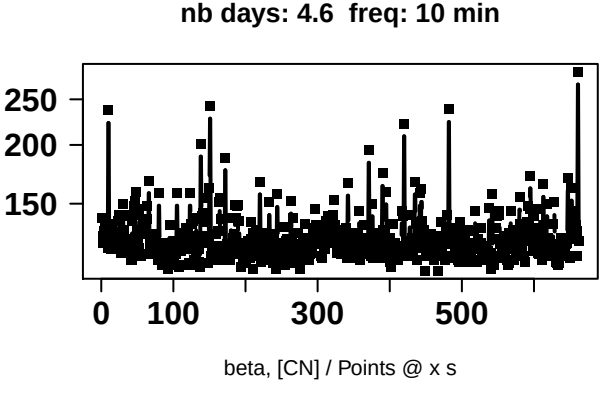
nb days: 4.6 freq: 10 min
250
200
150
0
100
300
500
beta, [CN] / Points @ x s

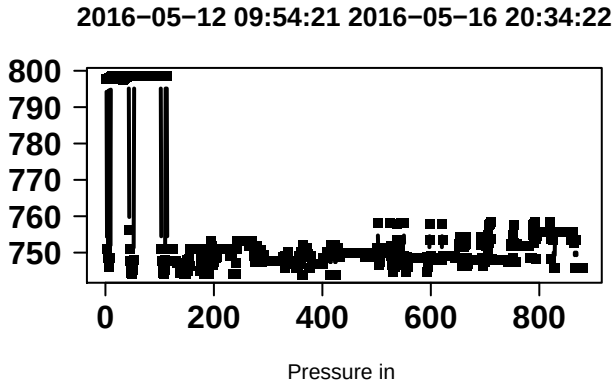
2016−05−12 09:54:21 2016−05−16 20:34:22
800
790
780
770
760
750
0
200
400
600
800
Pressure in

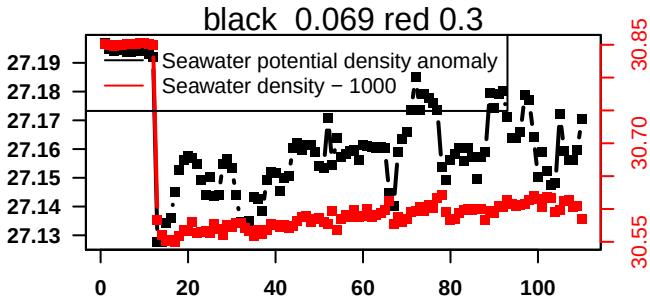
black 0.069 red 0.3
Seawater potential density anomaly
Seawater density − 1000
27.19
27.18
27.17
27.16
27.15
27.14
27.13
30.85
30.70
30.55
0
20
40
60
80
100

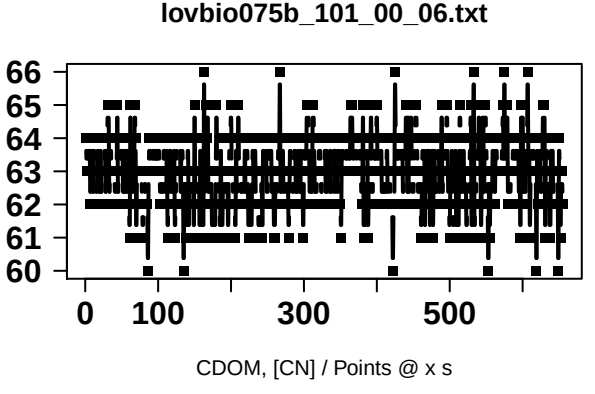
lovbio075b_101_00_06.txt
66
65
64
63
62
61
60
0
100
300
500
CDOM, [CN] / Points @ x s

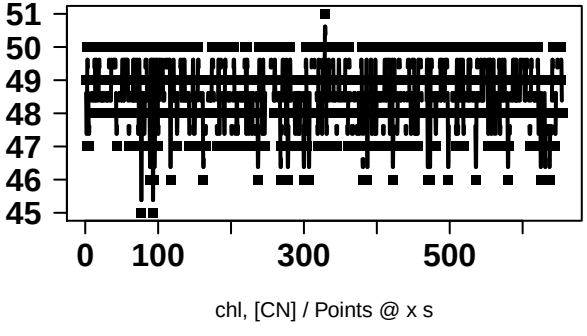
51
50
49
48
47
46
45
0
100
300
500
chl, [CN] / Points @ x s

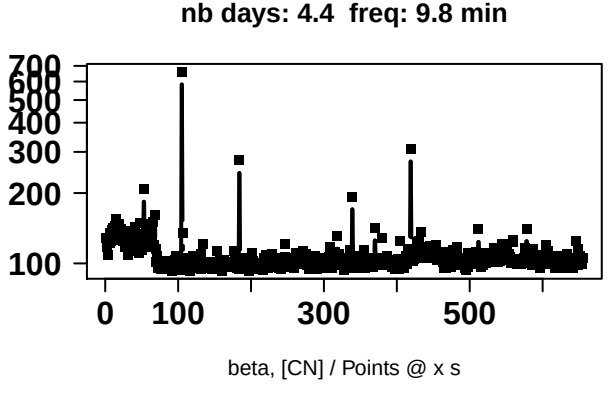
nb days: 4.4 freq: 9.8 min
700
600
500
400
300
200
100
0
100
300
500
beta, [CN] / Points @ x s

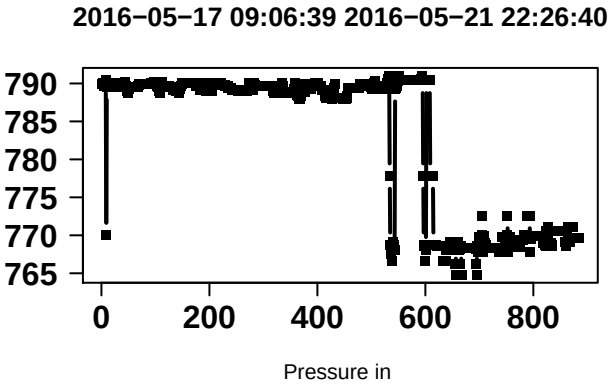
2016−05−17 09:06:39 2016−05−21 22:26:40
790
785
780
775
770
765
0
200
400
600
800
Pressure in

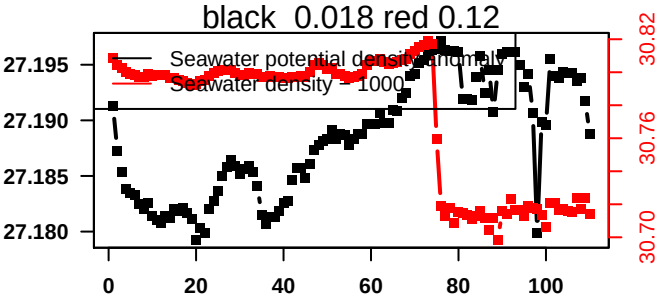
black 0.018 red 0.12
Seawater potential density anomaly
Seawater density − 1000
27.195
27.190
27.185
27.180
30.82
30.76
30.70
0
20
40
60
80
100

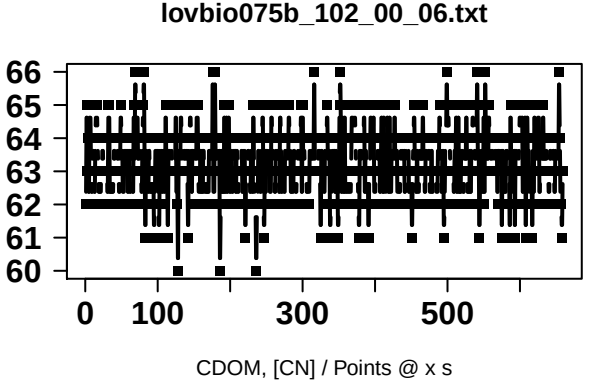
lovbio075b_102_00_06.txt
66
65
64
63
62
61
60
0
100
300
500
CDOM, [CN] / Points @ x s

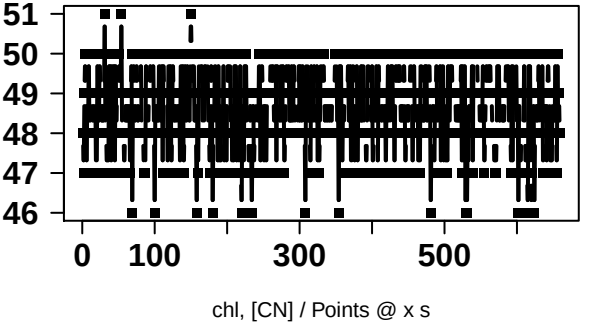
51
50
49
48
47
46
0
100
300
500
chl, [CN] / Points @ x s

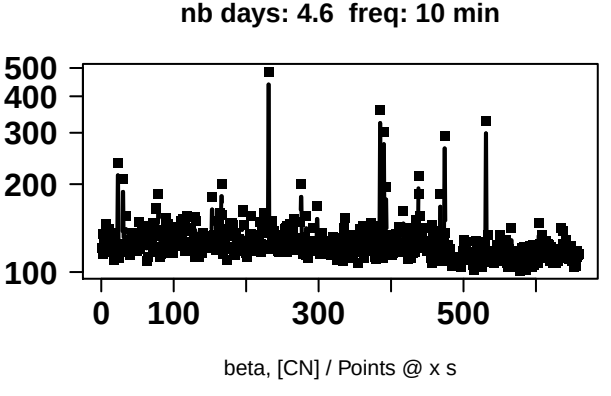
nb days: 4.6 freq: 10 min
500
400
300
200
100
0
100
300
500
beta, [CN] / Points @ x s

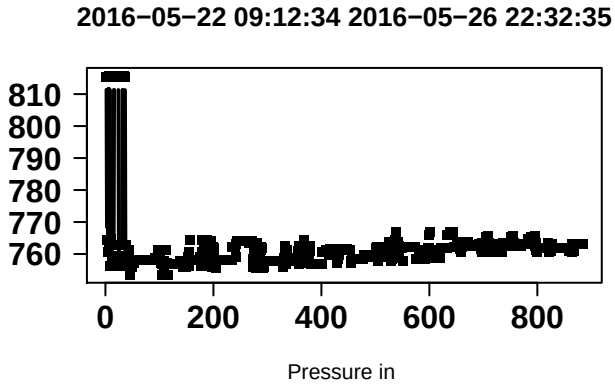
2016−05−22 09:12:34 2016−05−26 22:32:35
810
800
790
780
770
760
0
200
400
600
800
Pressure in

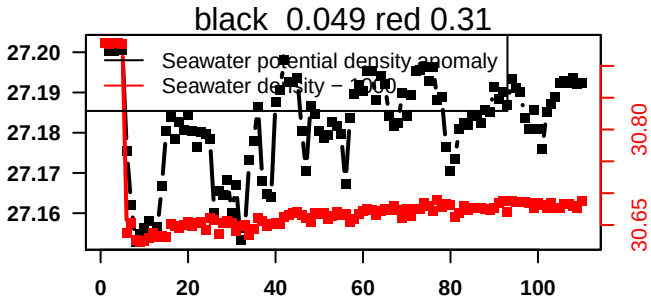
black 0.049 red 0.31
Seawater potential density anomaly
Seawater density − 1000
27.20
27.19
27.18
27.17
27.16
30.80
30.65
0
20
40
60
80
100

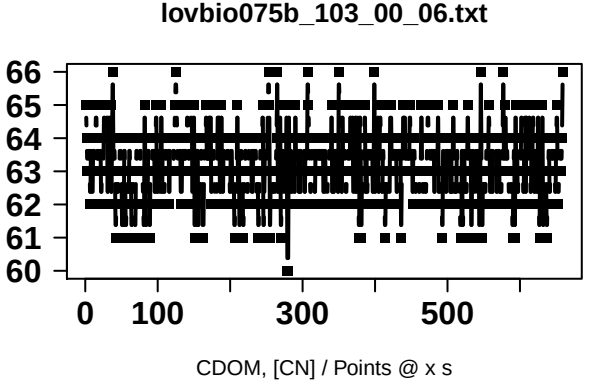
lovbio075b_103_00_06.txt
66
65
64
63
62
61
60
0
100
300
500
CDOM, [CN] / Points @ x s

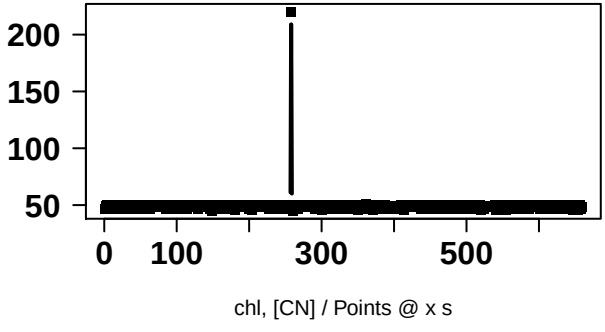
200
150
100
50
0
100
300
500
chl, [CN] / Points @ x s

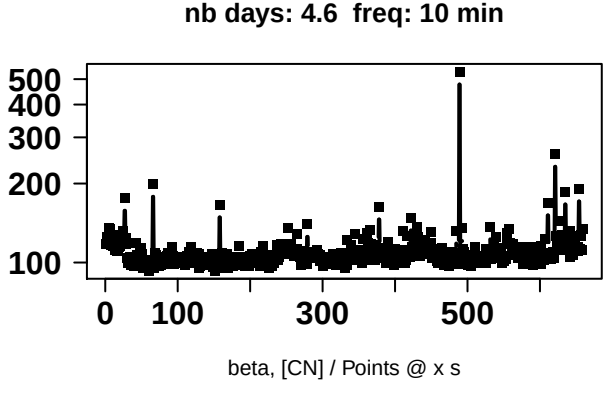
nb days: 4.6 freq: 10 min
500
400
300
200
100
0
100
300
500
beta, [CN] / Points @ x s

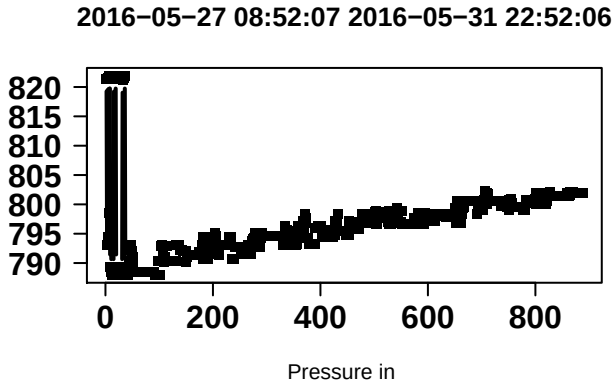
2016−05−27 08:52:07 2016−05−31 22:52:06
820
815
810
805
800
795
790
0
200
400
600
800
Pressure in

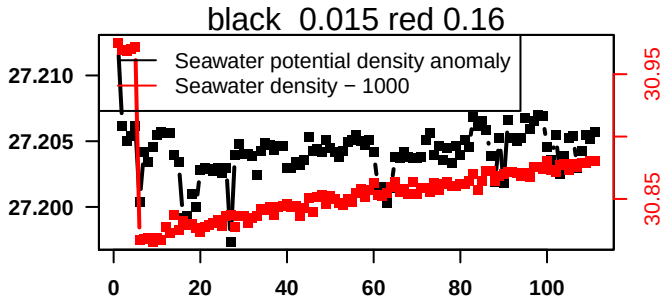
black 0.015 red 0.16
Seawater potential density anomaly
Seawater density − 1000
27.210
27.205
27.200
30.95
30.85
0
20
40
60
80
100

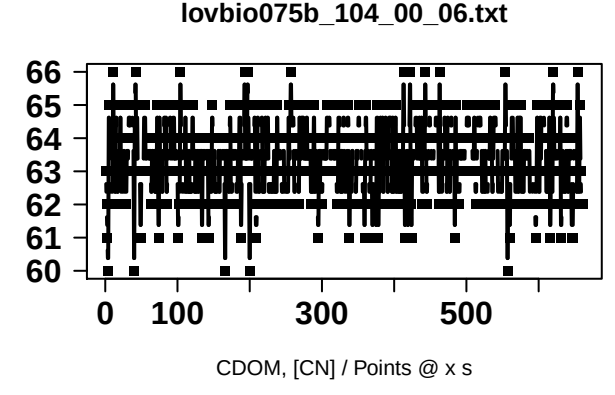
lovbio075b_104_00_06.txt
66
65
64
63
62
61
60
0
100
300
500
CDOM, [CN] / Points @ x s

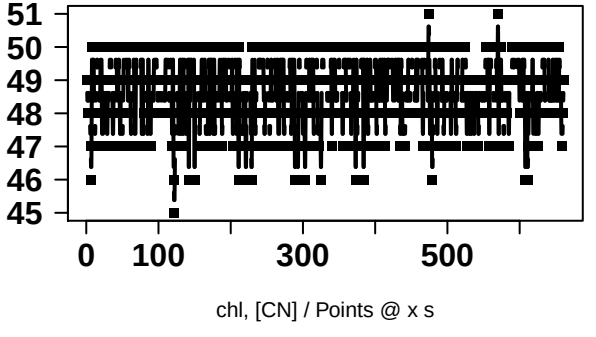
51
50
49
48
47
46
45
0
100
300
500
chl, [CN] / Points @ x s

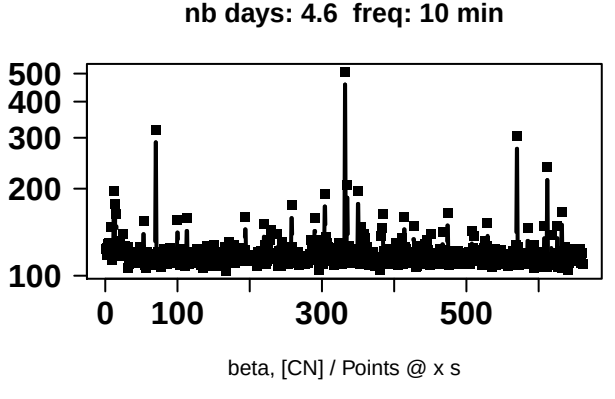
nb days: 4.6 freq: 10 min
500
400
300
200
100
0
100
300
500
beta, [CN] / Points @ x s

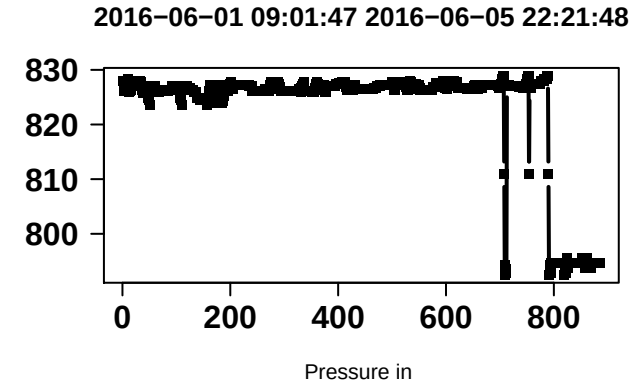
2016−06−01 09:01:47 2016−06−05 22:21:48
830
820
810
800
0
200
400
600
800
Pressure in

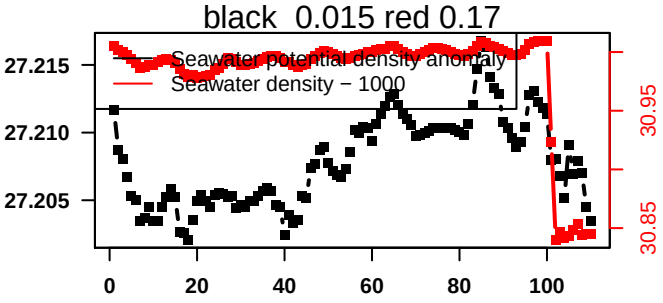
black 0.015 red 0.17
Seawater potential density anomaly
Seawater density − 1000
27.215
27.210
27.205
30.95
30.85
0
20
40
60
80
100

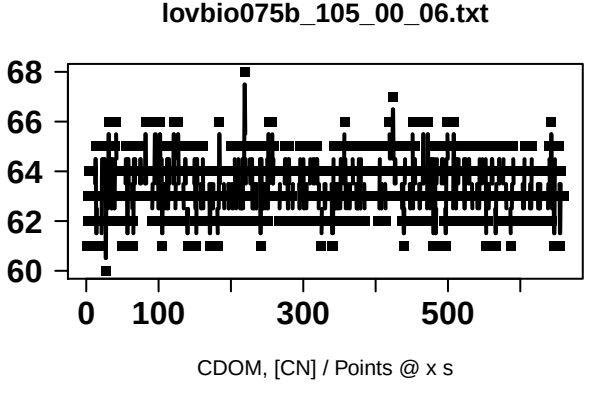
lovbio075b_105_00_06.txt
68
66
64
62
60
0
100
300
500
CDOM, [CN] / Points @ x s

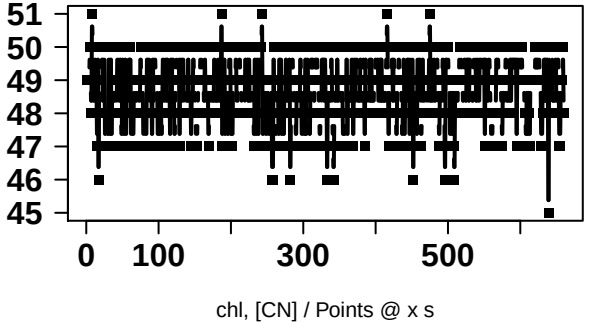
51
50
49
48
47
46
45
0
100
300
500
chl, [CN] / Points @ x s

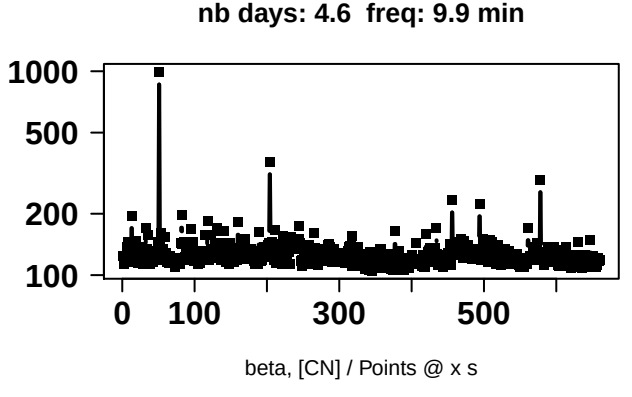
nb days: 4.6 freq: 9.9 min
1000
500
200
100
0
100
300
500
beta, [CN] / Points @ x s

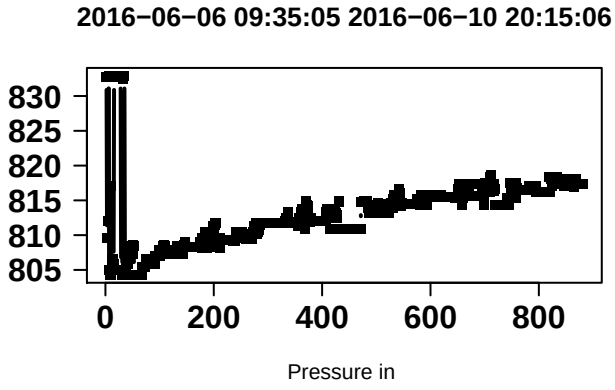
2016−06−06 09:35:05 2016−06−10 20:15:06
830
825
820
815
810
805
0
200
400
600
800
Pressure in

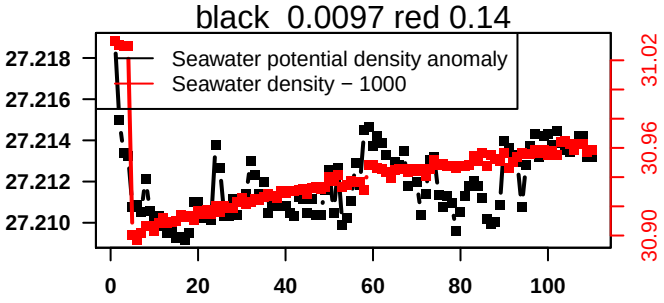
black 0.0097 red 0.14
Seawater potential density anomaly
Seawater density − 1000
27.218
27.216
27.214
27.212
27.210
31.02
30.96
30.90
0
20
40
60
80
100

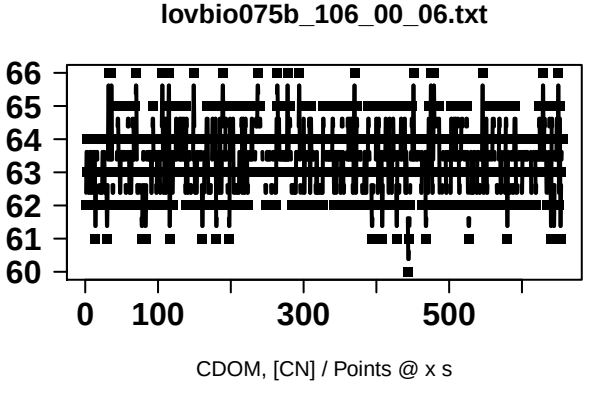
lovbio075b_106_00_06.txt
66
65
64
63
62
61
60
0
100
300
500
CDOM, [CN] / Points @ x s

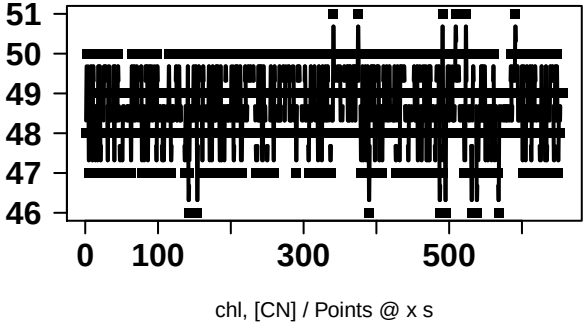
51
50
49
48
47
46
0
100
300
500
chl, [CN] / Points @ x s

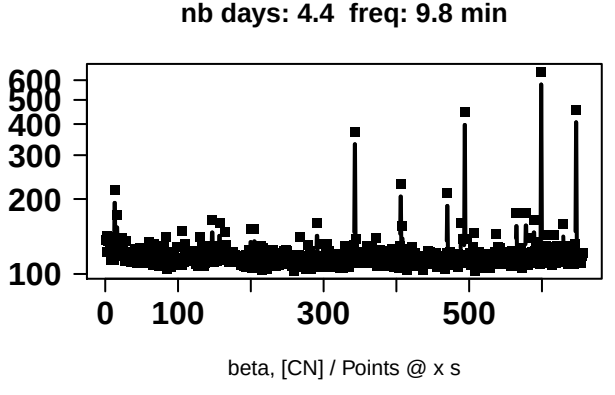
nb days: 4.4 freq: 9.8 min
600
500
400
300
200
100
0
100
300
500
beta, [CN] / Points @ x s

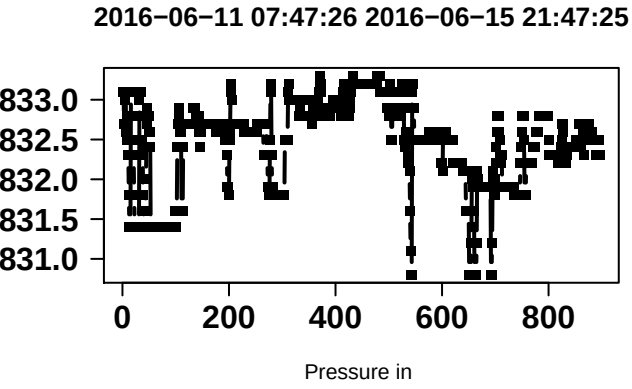
2016−06−11 07:47:26 2016−06−15 21:47:25
833.0
832.5
832.0
831.5
831.0
0
200
400
600
800
Pressure in

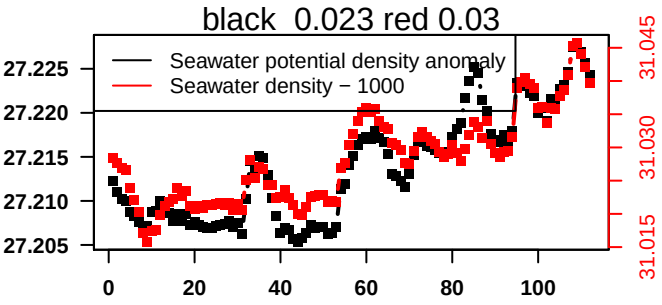
black 0.023 red 0.03
Seawater potential density anomaly
Seawater density − 1000
27.225
27.220
27.215
27.210
27.205
31.045
31.030
31.015
0
20
40
60
80
100

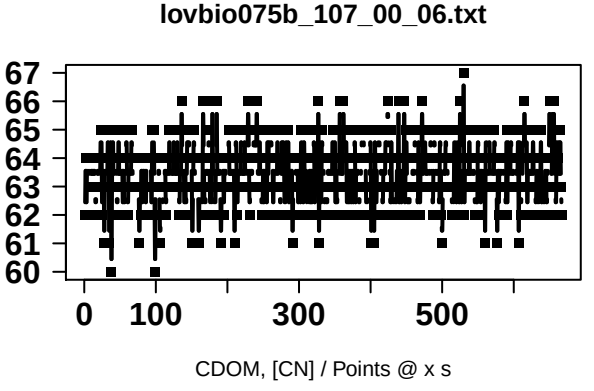
lovbio075b_107_00_06.txt
67
66
65
64
63
62
61
60
0
100
300
500
CDOM, [CN] / Points @ x s

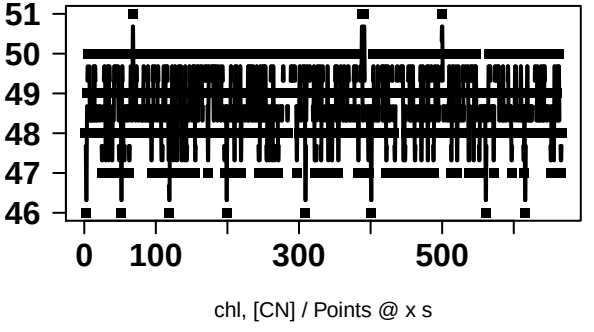
51
50
49
48
47
46
0
100
300
500
chl, [CN] / Points @ x s

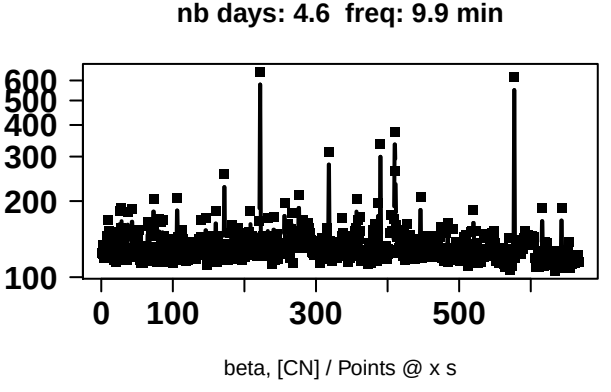
nb days: 4.6 freq: 9.9 min
600
500
400
300
200
100
0
100
300
500
beta, [CN] / Points @ x s

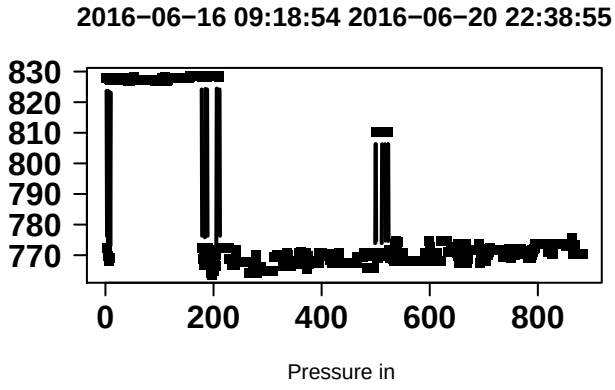
2016−06−16 09:18:54 2016−06−20 22:38:55
830
820
810
800
790
780
770
0
200
400
600
800
Pressure in

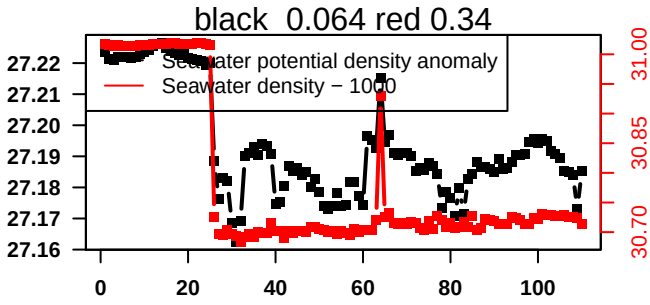
black 0.064 red 0.34
Seawater potential density anomaly
Seawater density − 1000
27.22
27.21
27.20
27.19
27.18
27.17
27.16
31.00
30.85
30.70
0
20
40
60
80
100

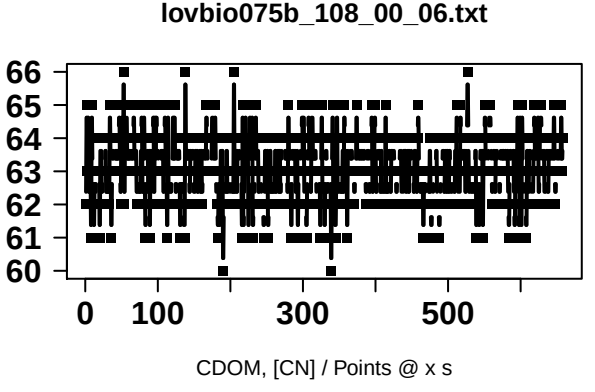
lovbio075b_108_00_06.txt
66
65
64
63
62
61
60
0
100
300
500
CDOM, [CN] / Points @ x s

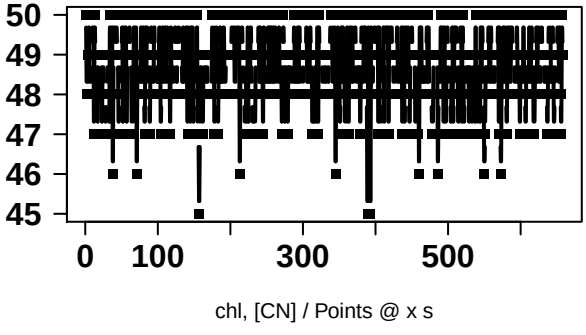
50
49
48
47
46
45
0
100
300
500
chl, [CN] / Points @ x s

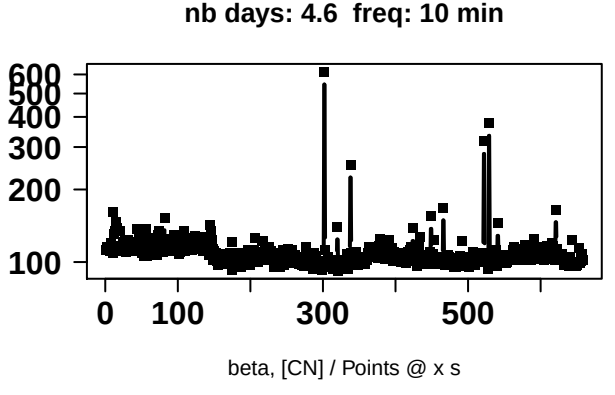
nb days: 4.6 freq: 10 min
600
500
400
300
200
100
0
100
300
500
beta, [CN] / Points @ x s

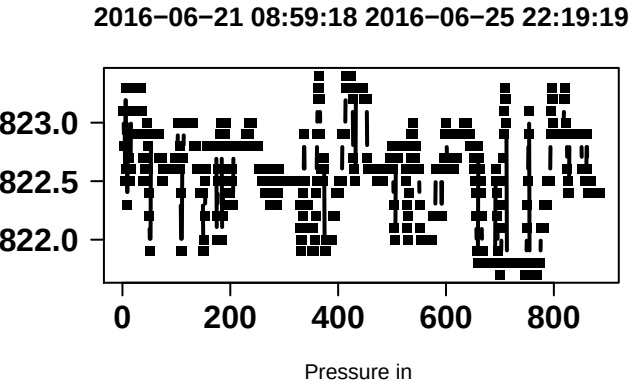
2016−06−21 08:59:18 2016−06−25 22:19:19
823.0
822.5
822.0
0
200
400
600
800
Pressure in

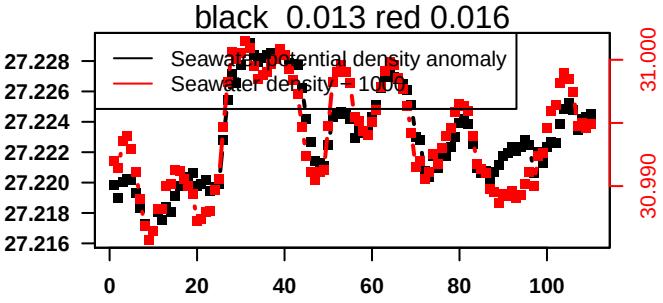
black 0.013 red 0.016
Seawater potential density anomaly
Seawater density − 1000
27.228
27.226
27.224
27.222
27.220
27.218
27.216
31.000
30.990
0
20
40
60
80
100

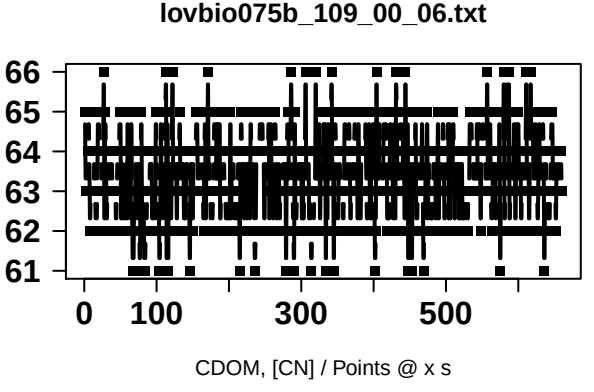
lovbio075b_109_00_06.txt
66
65
64
63
62
61
0
100
300
500
CDOM, [CN] / Points @ x s

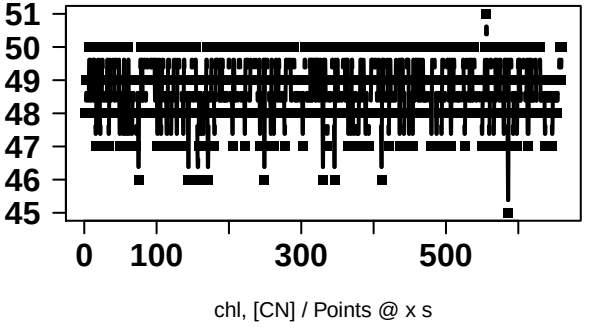
51
50
49
48
47
46
45
0
100
300
500
chl, [CN] / Points @ x s

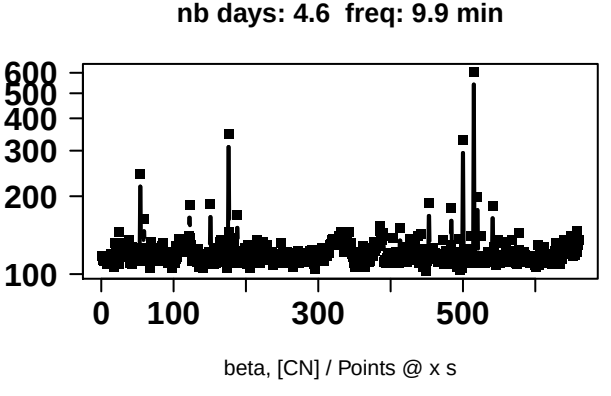
nb days: 4.6 freq: 9.9 min
600
500
400
300
200
100
0
100
300
500
beta, [CN] / Points @ x s

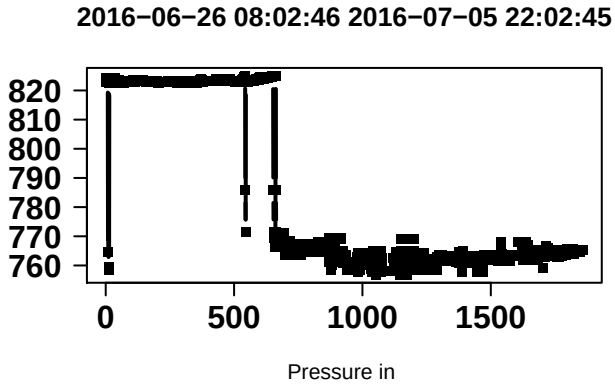
2016−06−26 08:02:46 2016−07−05 22:02:45
820
810
800
790
780
770
760
0
500
1000
1500
Pressure in

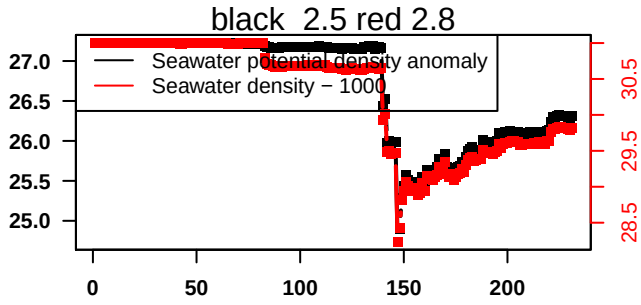
black 2.5 red 2.8
Seawater potential density anomaly
Seawater density − 1000
27.0
26.5
26.0
25.5
25.0
30.5
29.5
28.5
0
50
100
150
200

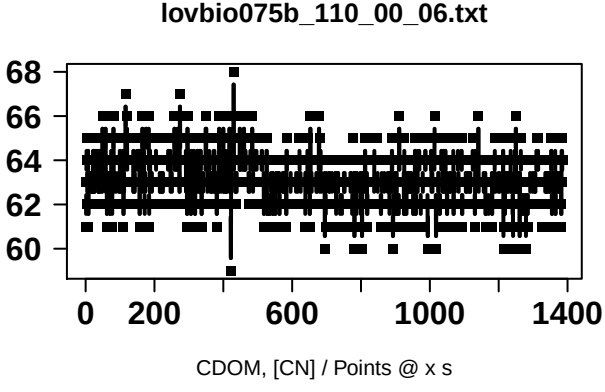
lovbio075b_110_00_06.txt
68
66
64
62
60
0
200
600
1000
1400
CDOM, [CN] / Points @ x s

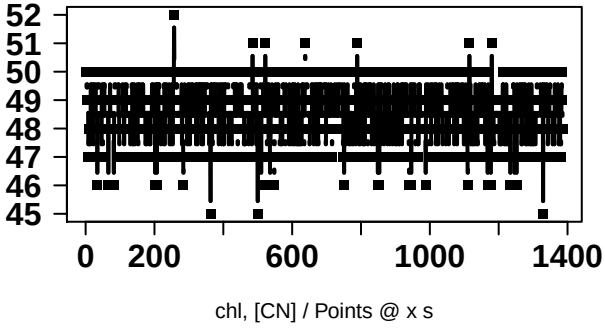
52
51
50
49
48
47
46
45
0
200
600
1000
1400
chl, [CN] / Points @ x s

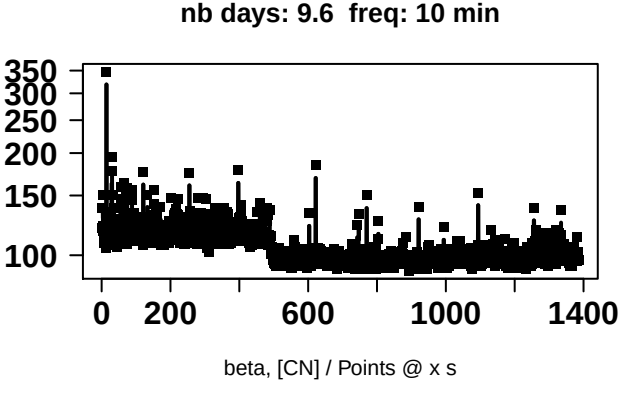
nb days: 9.6 freq: 10 min
350
300
250
200
150
100
0
200
600
1000
1400
beta, [CN] / Points @ x s

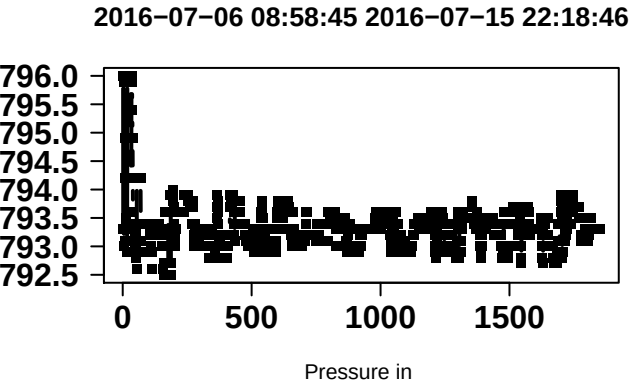
2016−07−06 08:58:45 2016−07−15 22:18:46
796.0
795.5
795.0
794.5
794.0
793.5
793.0
792.5
0
500
1000
1500
Pressure in

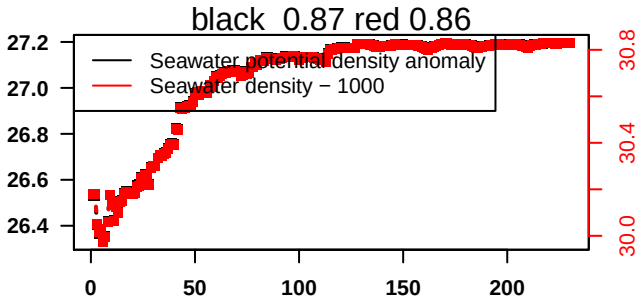
black 0.87 red 0.86
Seawater potential density anomaly
Seawater density − 1000
27.2
27.0
26.8
26.6
26.4
30.8
30.4
30.0
0
50
100
150
200

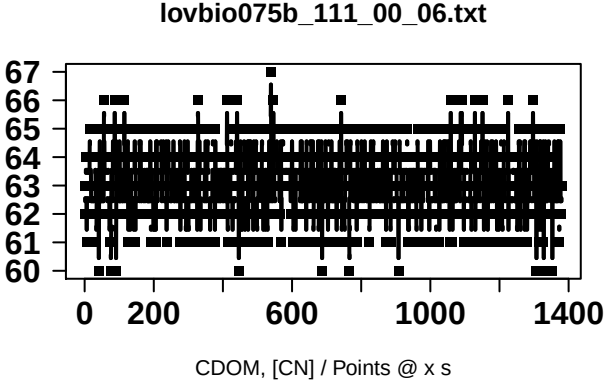
lovbio075b_111_00_06.txt
67
66
65
64
63
62
61
60
0
200
600
1000
1400
CDOM, [CN] / Points @ x s

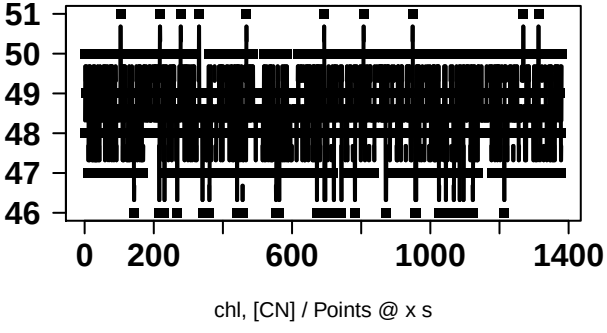
51
50
49
48
47
46
0
200
600
1000
1400
chl, [CN] / Points @ x s

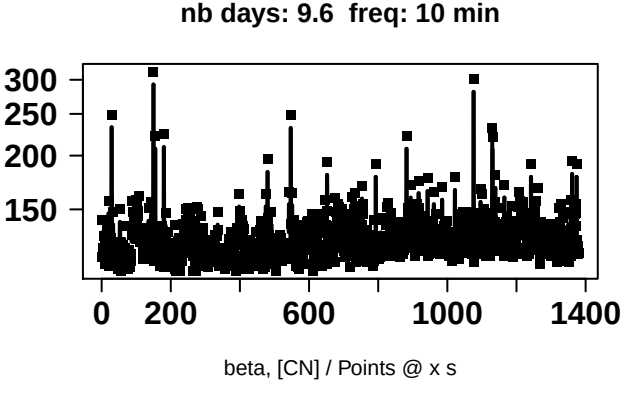
nb days: 9.6 freq: 10 min
300
250
200
150
0
200
600
1000
1400
beta, [CN] / Points @ x s

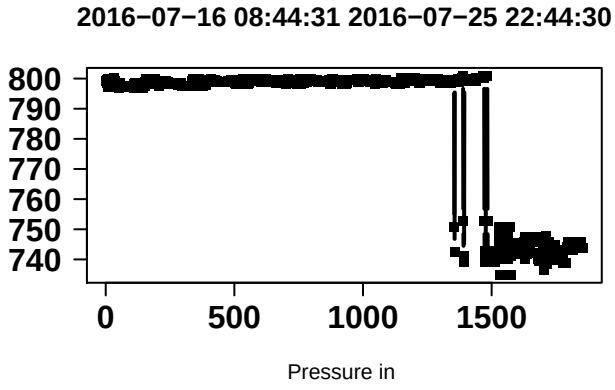
2016−07−16 08:44:31 2016−07−25 22:44:30
800
790
780
770
760
750
740
0
500
1000
1500
Pressure in

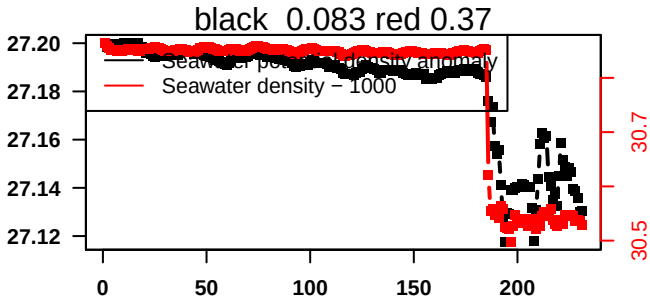
black 0.083 red 0.37
Seawater density − 1000
27.20
27.18
27.16
27.14
27.12
30.7
30.5
0
50
100
150
200

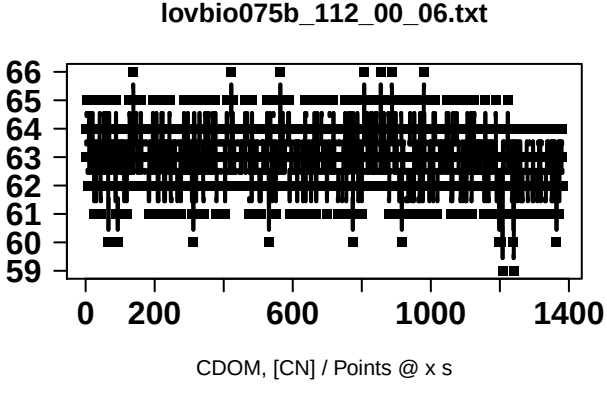
lovbio075b_112_00_06.txt
66
65
64
63
62
61
60
59
0
200
600
1000
1400
CDOM, [CN] / Points @ x s

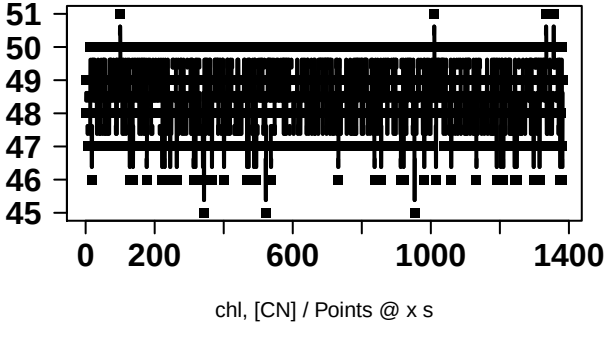
51
50
49
48
47
46
45
0
200
600
1000
1400
chl, [CN] / Points @ x s

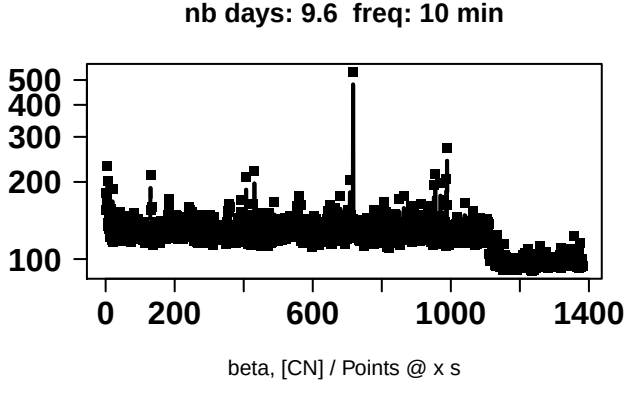
nb days: 9.6 freq: 10 min
500
400
300
200
100
0
200
600
1000
1400
beta, [CN] / Points @ x s

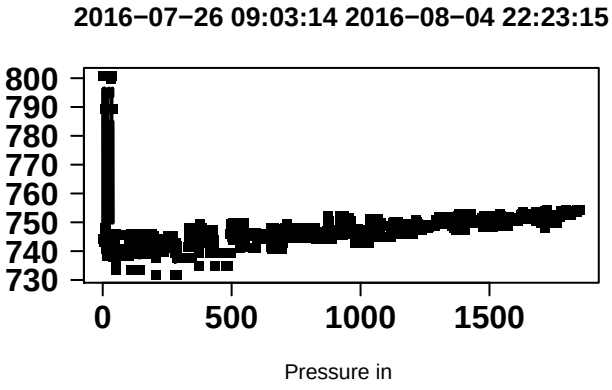
2016−07−26 09:03:14 2016−08−04 22:23:15
800
790
780
770
760
750
740
730
0
500
1000
1500
Pressure in

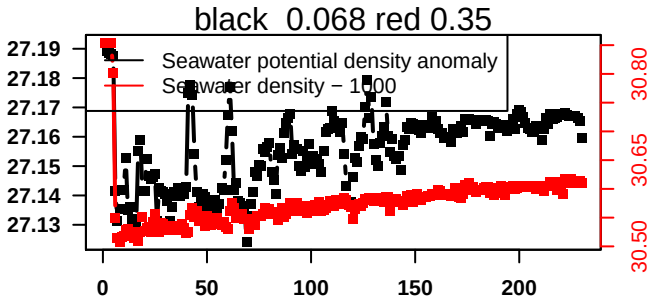
black 0.068 red 0.35
Seawater potential density anomaly
Seawater density − 1000
27.19
27.18
27.17
27.16
27.15
27.14
27.13
30.80
30.65
30.50
0
50
100
150
200

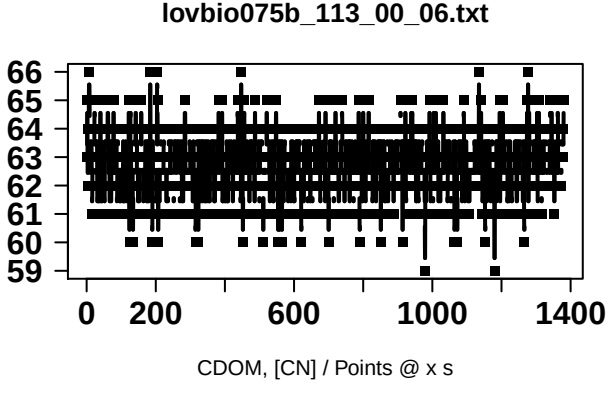
lovbio075b_113_00_06.txt
66
65
64
63
62
61
60
59
0
200
600
1000
1400
CDOM, [CN] / Points @ x s

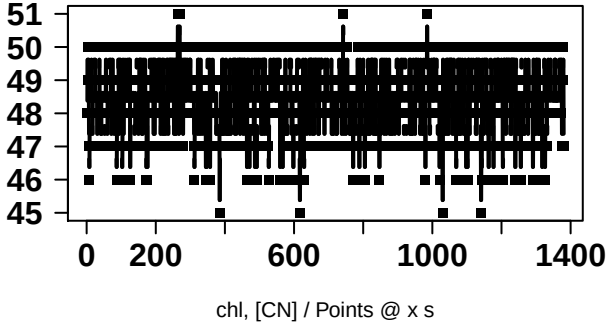
51
50
49
48
47
46
45
0
200
600
1000
1400
chl, [CN] / Points @ x s

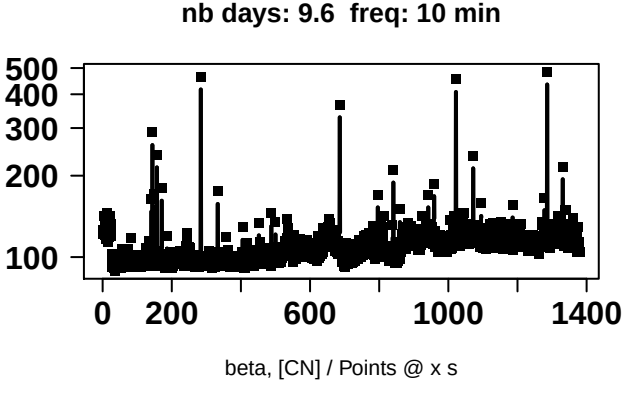
nb days: 9.6 freq: 10 min
500
400
300
200
100
0
200
600
1000
1400
beta, [CN] / Points @ x s

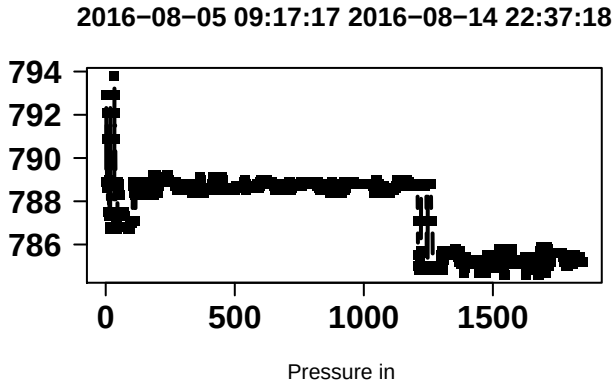
2016−08−05 09:17:17 2016−08−14 22:37:18
794
792
790
788
786
0
500
1000
1500
Pressure in

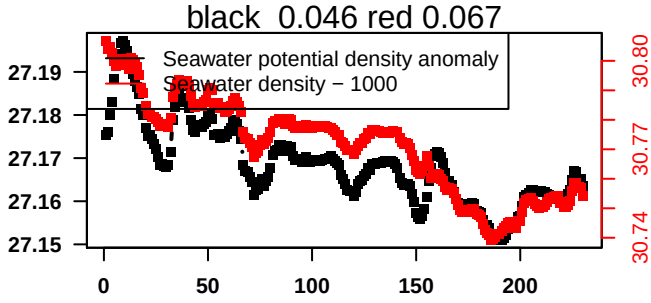
black 0.046 red 0.067
Seawater potential density anomaly
Seawater density − 1000
27.19
27.18
27.17
27.16
27.15
30.80
30.77
30.74
0
50
100
150
200

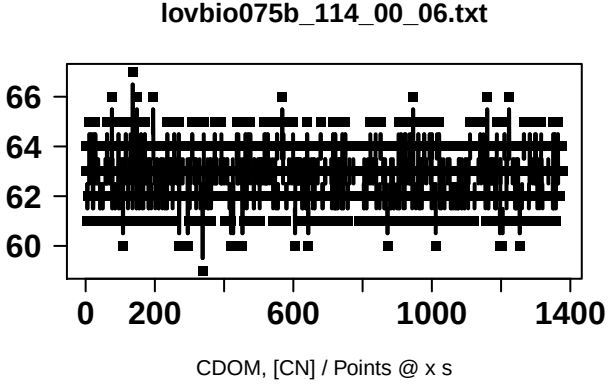
lovbio075b_114_00_06.txt
66
64
62
60
0
200
600
1000
1400
CDOM, [CN] / Points @ x s

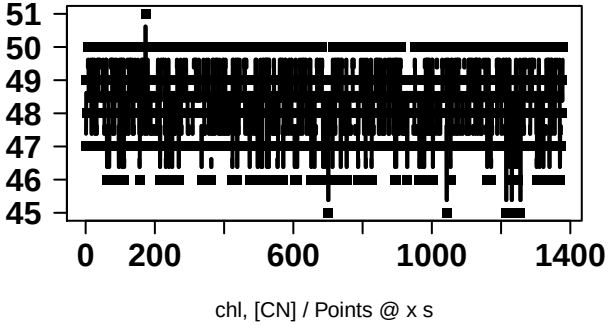
51
50
49
48
47
46
45
0
200
600
1000
1400
chl, [CN] / Points @ x s

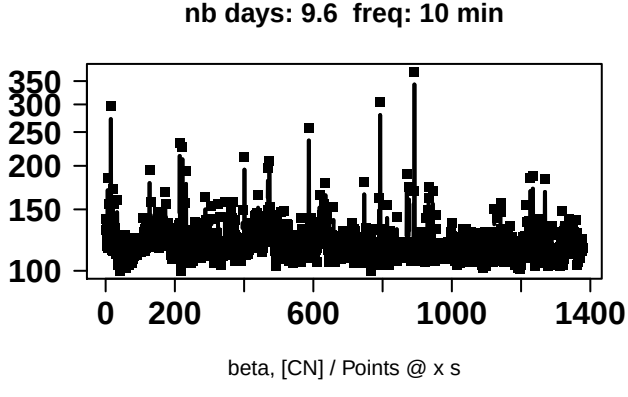
nb days: 9.6 freq: 10 min
350
300
250
200
150
100
0
200
600
1000
1400
beta, [CN] / Points @ x s

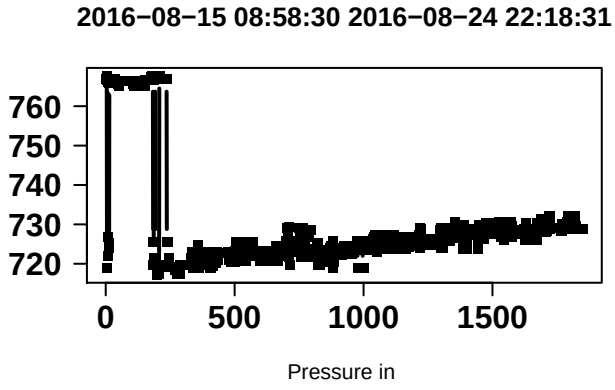
2016−08−15 08:58:30 2016−08−24 22:18:31
760
750
740
730
720
0
500
1000
1500
Pressure in

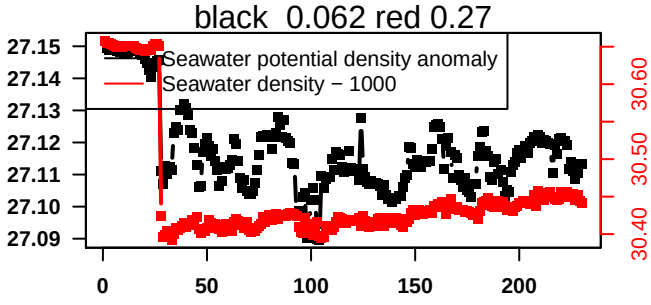
black 0.062 red 0.27
Seawater potential density anomaly
Seawater density − 1000
27.15
27.14
27.13
27.12
27.11
27.10
27.09
30.60
30.50
30.40
0
50
100
150
200

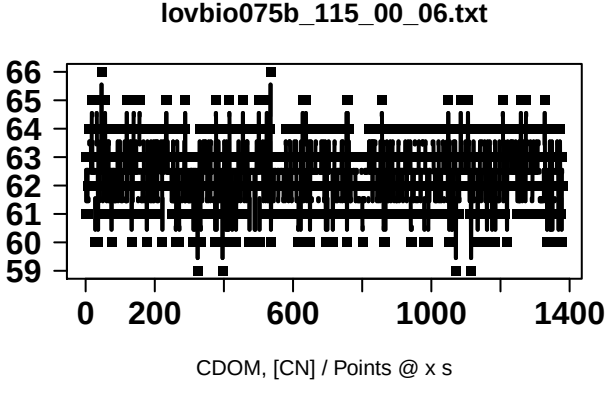
lovbio075b_115_00_06.txt
66
65
64
63
62
61
60
59
0
200
600
1000
1400
CDOM, [CN] / Points @ x s

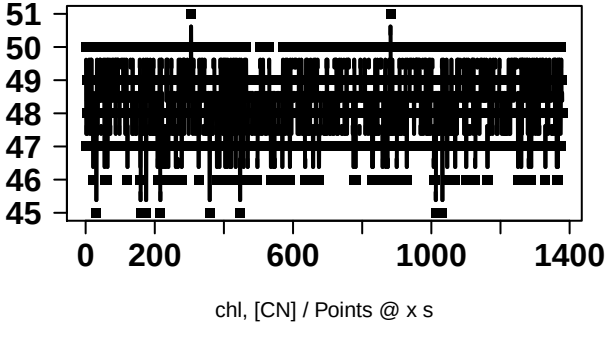
51
50
49
48
47
46
45
0
200
600
1000
1400
chl, [CN] / Points @ x s

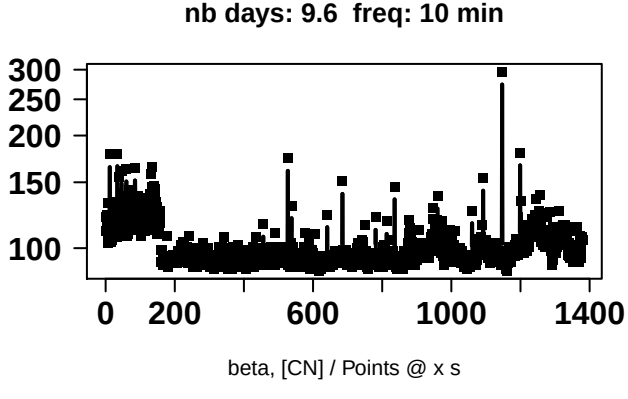
nb days: 9.6 freq: 10 min
300
250
200
150
100
0
200
600
1000
1400
beta, [CN] / Points @ x s

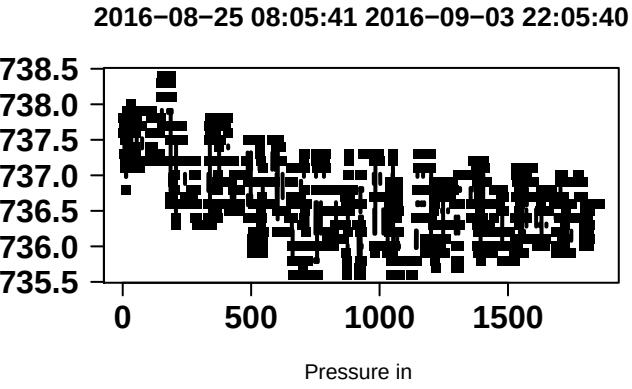
2016−08−25 08:05:41 2016−09−03 22:05:40
738.5
738.0
737.5
737.0
736.5
736.0
735.5
0
500
1000
1500
Pressure in

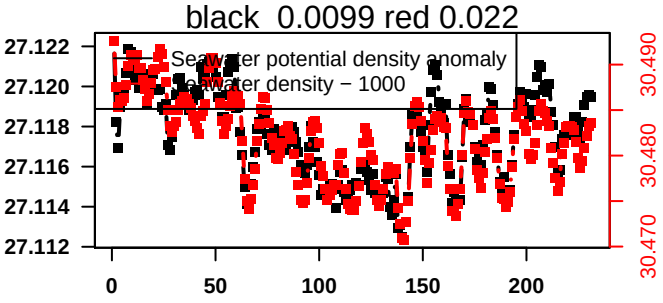
black 0.0099 red 0.022
Seawater potential density anomaly
Seawater density − 1000
27.122
27.120
27.118
27.116
27.114
27.112
30.490
30.480
30.470
0
50
100
150
200

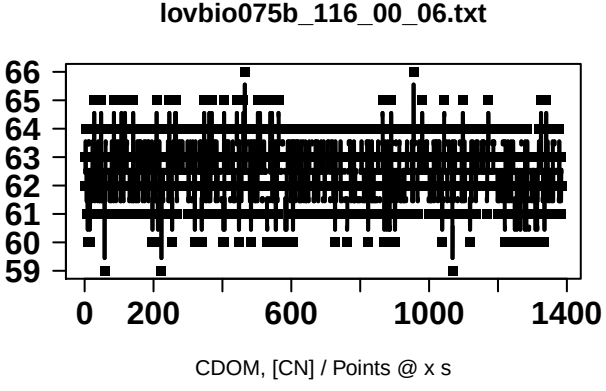
lovbio075b_116_00_06.txt
66
65
64
63
62
61
60
59
0
200
600
1000
1400
CDOM, [CN] / Points @ x s

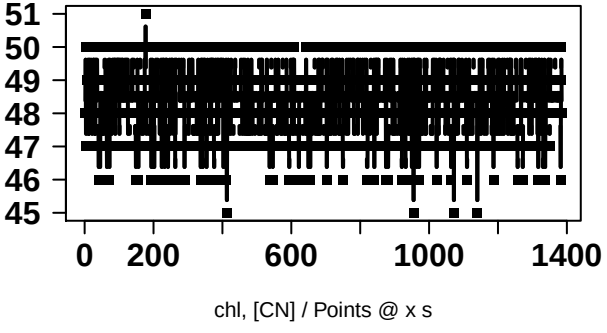
51
50
49
48
47
46
45
0
200
600
1000
1400
chl, [CN] / Points @ x s

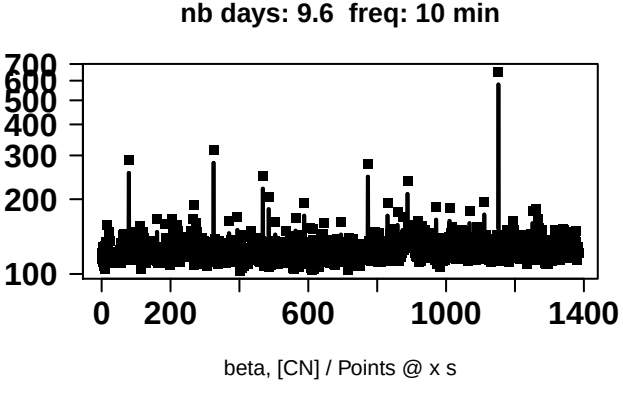
nb days: 9.6 freq: 10 min
700
600
500
400
300
200
100
0
200
600
1000
1400
beta, [CN] / Points @ x s

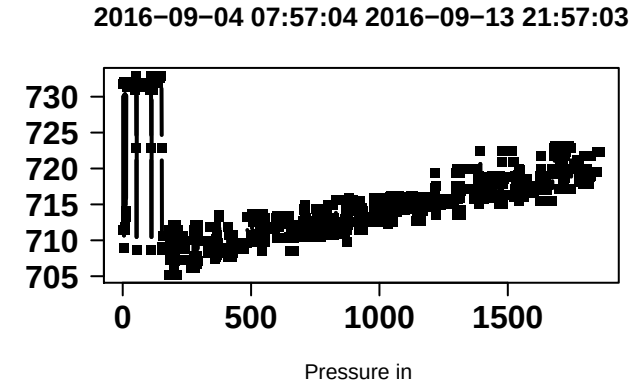
2016−09−04 07:57:04 2016−09−13 21:57:03
730
725
720
715
710
705
0
500
1000
1500
Pressure in

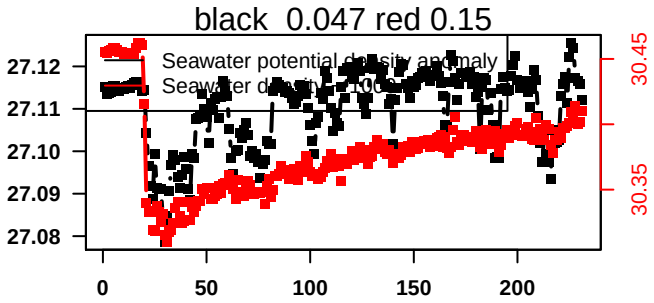
black 0.047 red 0.15
Seawater potential density anomaly
27.12
27.11
27.10
27.09
27.08
30.45
30.35
0
50
100
150
200

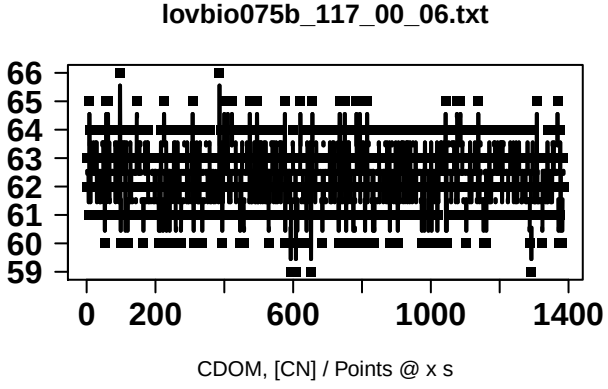
lovbio075b_117_00_06.txt
66
65
64
63
62
61
60
59
0
200
600
1000
1400
CDOM, [CN] / Points @ x s

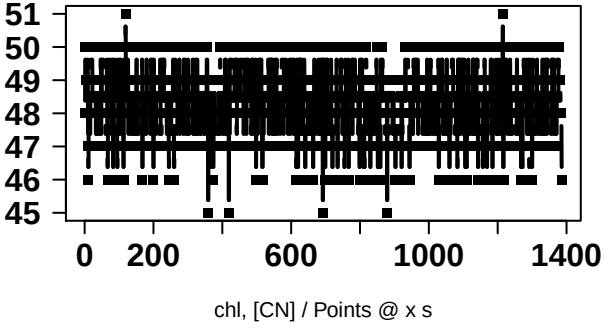
51
50
49
48
47
46
45
0
200
600
1000
1400
chl, [CN] / Points @ x s

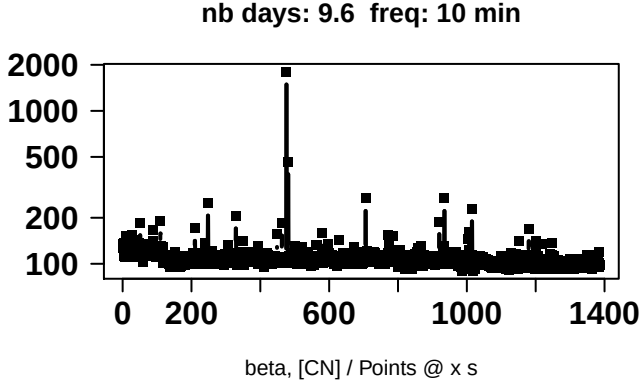
nb days: 9.6 freq: 10 min
2000
1000
500
200
100
0
200
600
1000
1400
beta, [CN] / Points @ x s

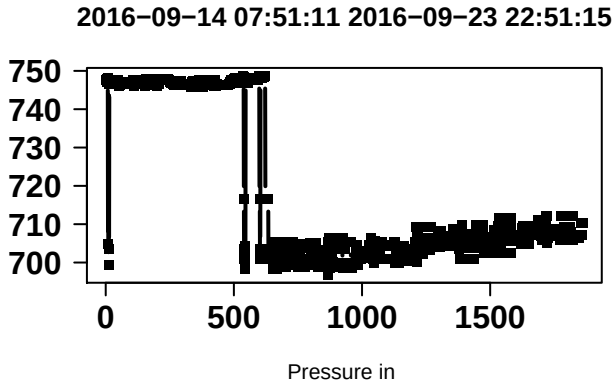
2016−09−14 07:51:11 2016−09−23 22:51:15
750
740
730
720
710
700
0
500
1000
1500
Pressure in

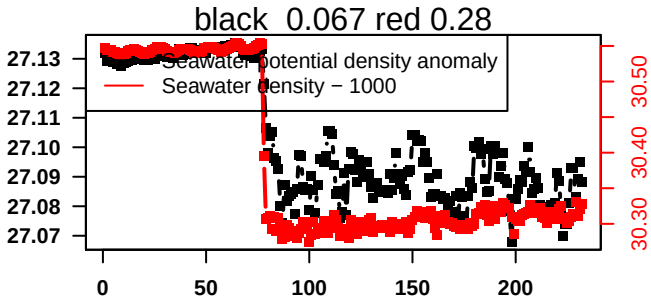
black 0.067 red 0.28
Seawater potential density anomaly
Seawater density − 1000
27.13
27.12
27.11
27.10
27.09
27.08
27.07
30.50
30.40
30.30
0
50
100
150
200

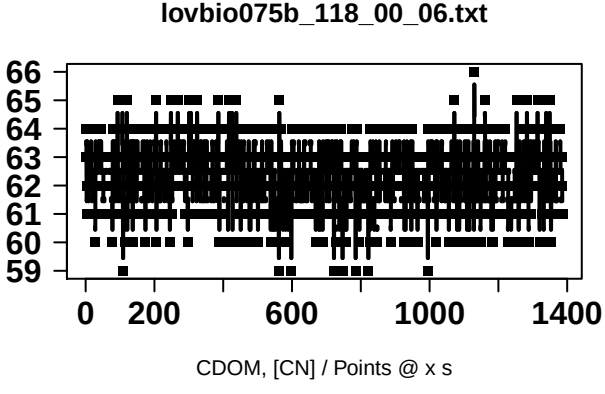
lovbio075b_118_00_06.txt
66
65
64
63
62
61
60
59
0
200
600
1000
1400
CDOM, [CN] / Points @ x s

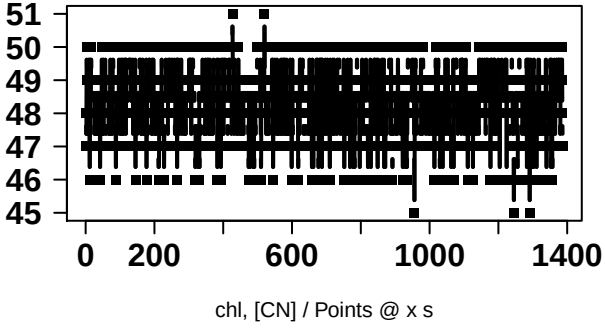
51
50
49
48
47
46
45
0
200
600
1000
1400
chl, [CN] / Points @ x s

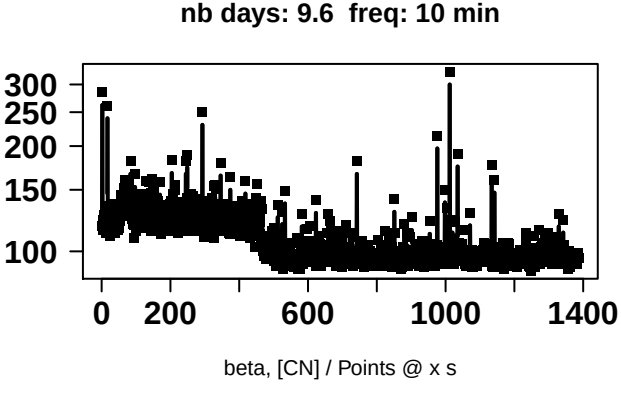
nb days: 9.6 freq: 10 min
300
250
200
150
100
0
200
600
1000
1400
beta, [CN] / Points @ x s

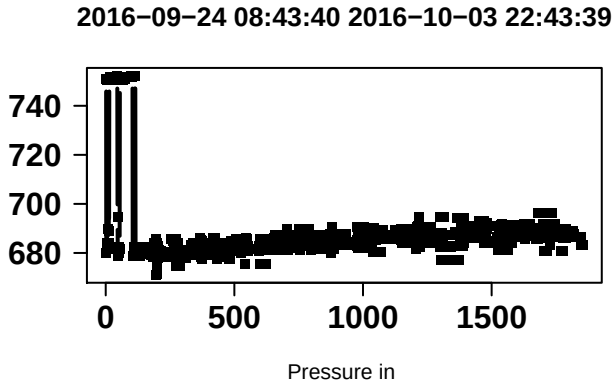
2016−09−24 08:43:40 2016−10−03 22:43:39
740
720
700
680
0
500
1000
1500
Pressure in

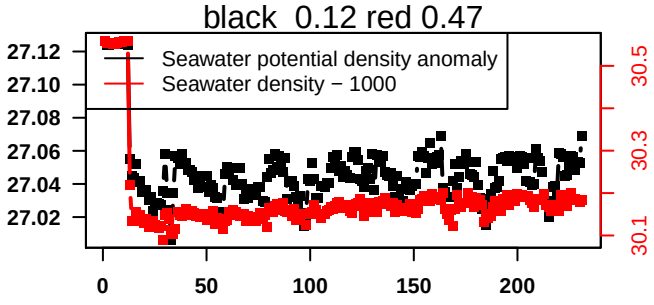
black 0.12 red 0.47
Seawater potential density anomaly
Seawater density − 1000
27.12
27.10
27.08
27.06
27.04
27.02
30.5
30.3
30.1
0
50
100
150
200

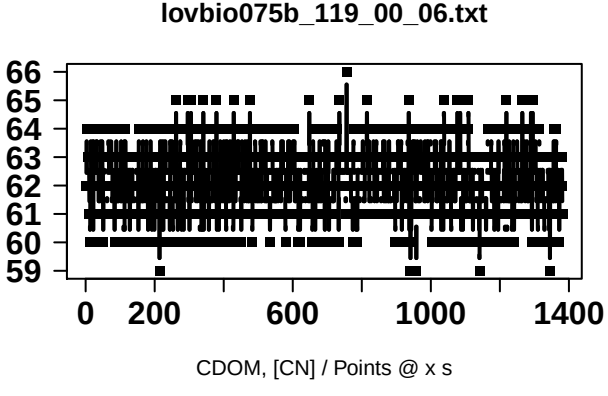
lovbio075b_119_00_06.txt
66
65
64
63
62
61
60
59
0
200
600
1000
1400
CDOM, [CN] / Points @ x s

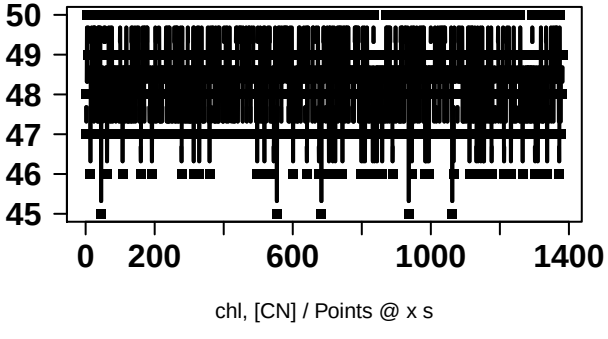
50
49
48
47
46
45
0
200
600
1000
1400
chl, [CN] / Points @ x s

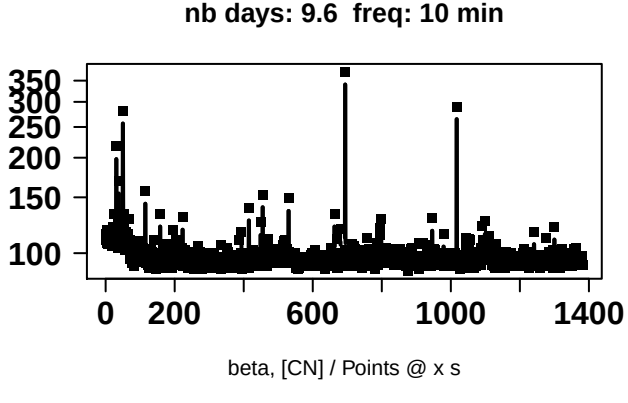
nb days: 9.6 freq: 10 min
350
300
250
200
150
100
0
200
600
1000
1400
beta, [CN] / Points @ x s

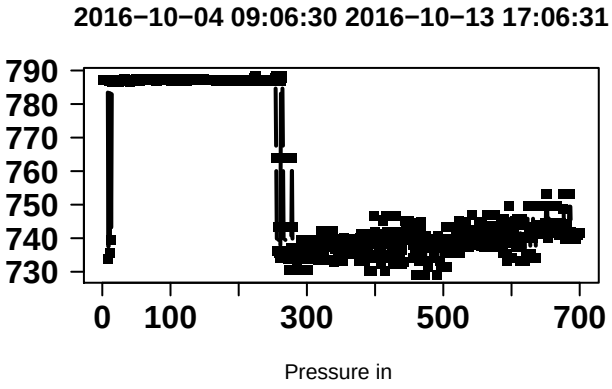
2016−10−04 09:06:30 2016−10−13 17:06:31
790
780
770
760
750
740
730
0
100
300
500
700
Pressure in

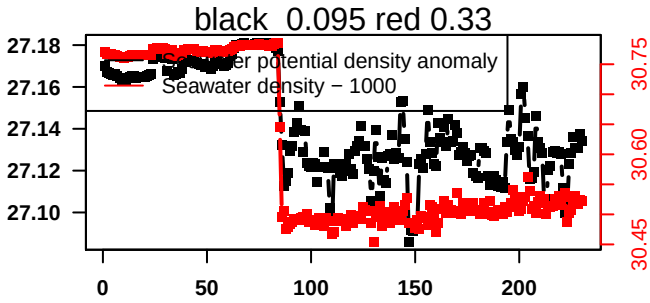
black 0.095 red 0.33
Seawater potential density anomaly
Seawater density − 1000
27.18
27.16
27.14
27.12
27.10
30.75
30.60
30.45
0
50
100
150
200

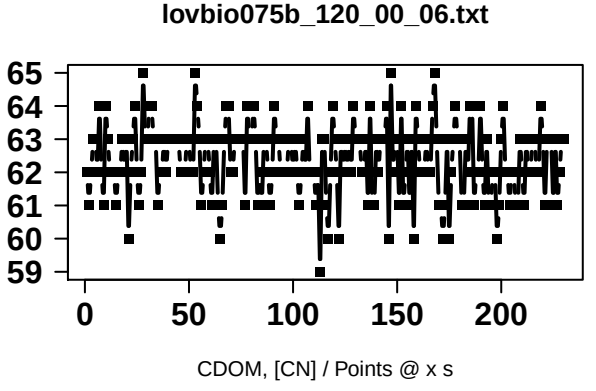
lovbio075b_120_00_06.txt
65
64
63
62
61
60
59
0
50
100
150
200
CDOM, [CN] / Points @ x s

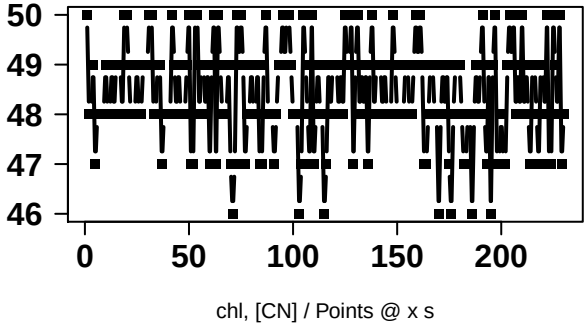
50
49
48
47
46
0
50
100
150
200
chl, [CN] / Points @ x s

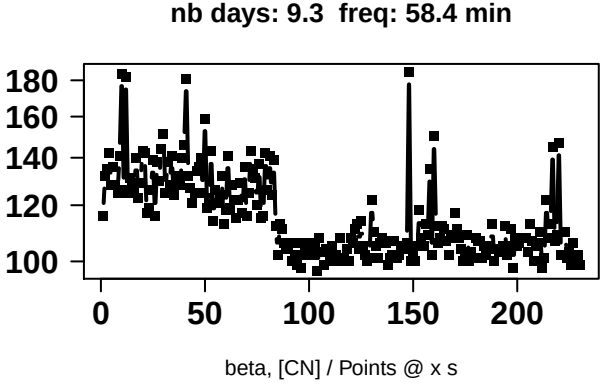
nb days: 9.3 freq: 58.4 min
180
160
140
120
100
0
50
100
150
200
beta, [CN] / Points @ x s

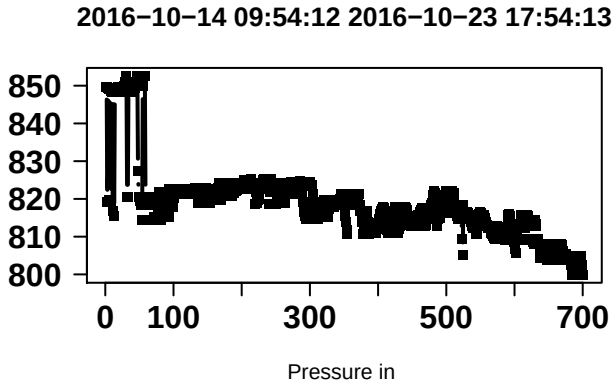
2016−10−14 09:54:12 2016−10−23 17:54:13
850
840
830
820
810
800
0
100
300
500
700
Pressure in

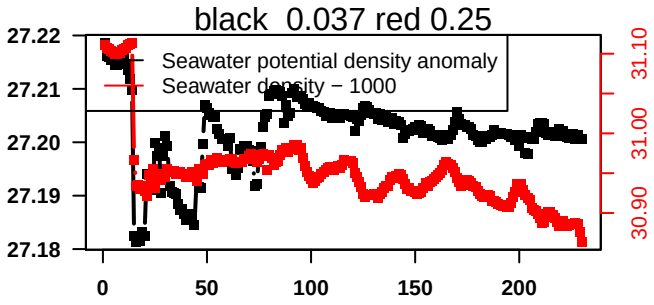
black 0.037 red 0.25
Seawater potential density anomaly
Seawater density − 1000
27.22
27.21
27.20
27.19
27.18
31.10
31.00
30.90
0
50
100
150
200

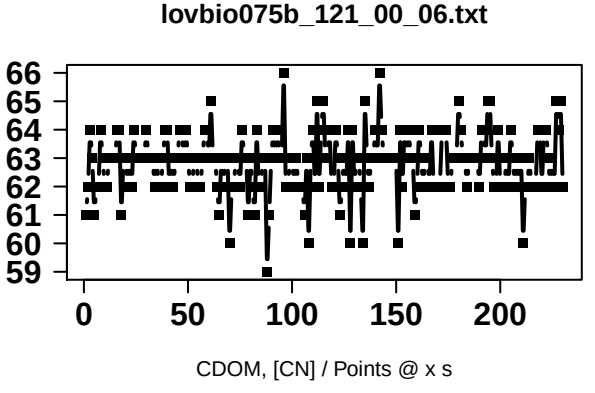
lovbio075b_121_00_06.txt
66
65
64
63
62
61
60
59
0
50
100
150
200
CDOM, [CN] / Points @ x s

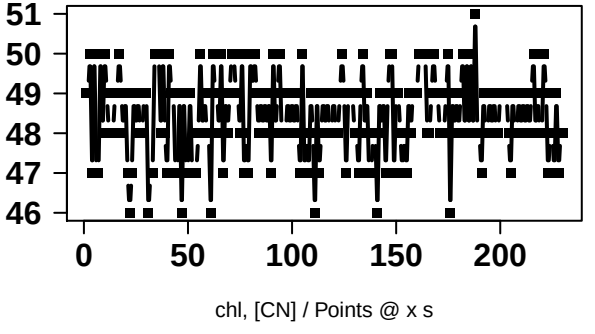
51
50
49
48
47
46
0
50
100
150
200
chl, [CN] / Points @ x s

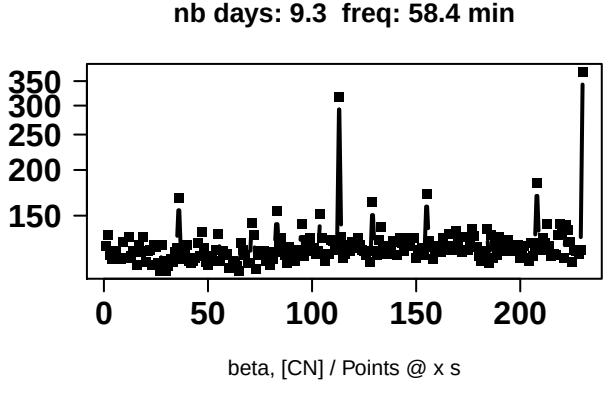
nb days: 9.3 freq: 58.4 min
350
300
250
200
150
0
50
100
150
200
beta, [CN] / Points @ x s

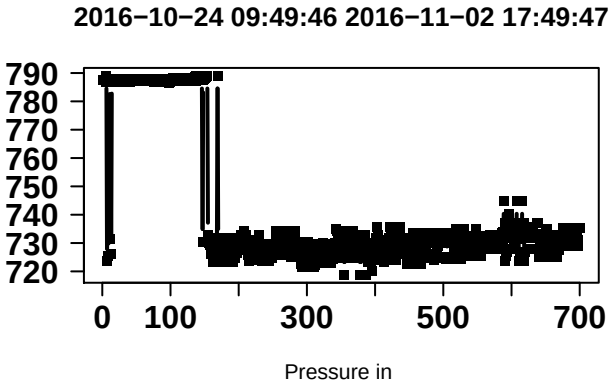
2016−10−24 09:49:46 2016−11−02 17:49:47
790
780
770
760
750
740
730
720
0
100
300
500
700
Pressure in

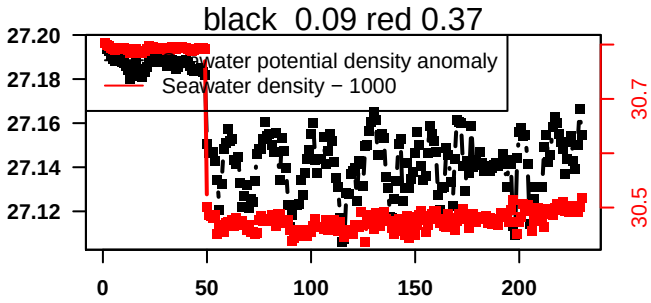
black 0.09 red 0.37
Seawater potential density anomaly
Seawater density − 1000
27.20
27.18
27.16
27.14
27.12
30.7
30.5
0
50
100
150
200

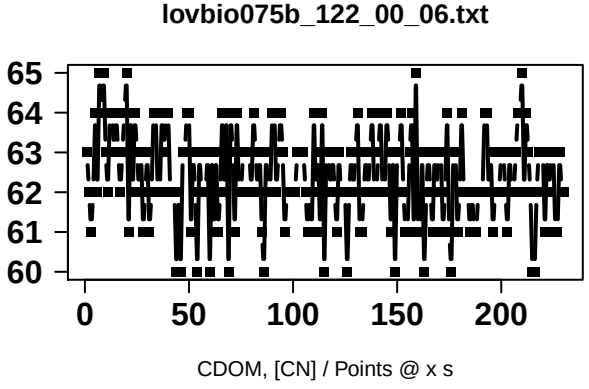
lovbio075b_122_00_06.txt
65
64
63
62
61
60
0
50
100
150
200
CDOM, [CN] / Points @ x s

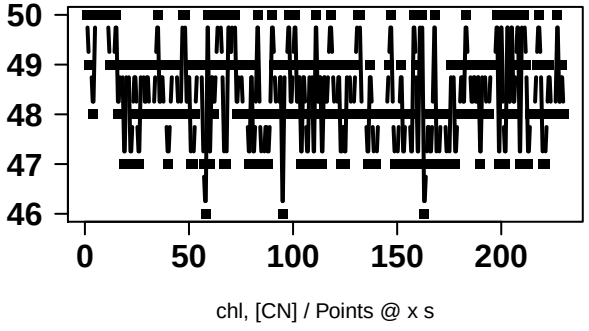
50
49
48
47
46
0
50
100
150
200
chl, [CN] / Points @ x s

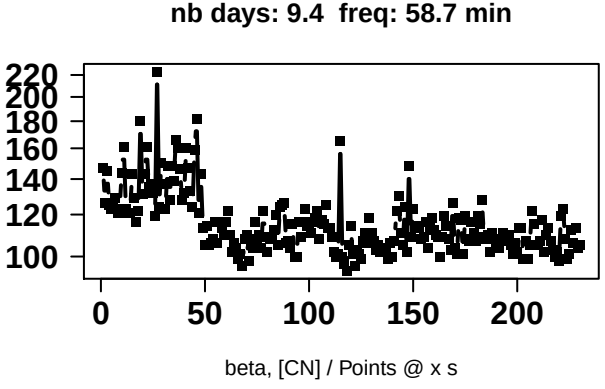
nb days: 9.4 freq: 58.7 min
220
200
180
160
140
120
100
0
50
100
150
200
beta, [CN] / Points @ x s

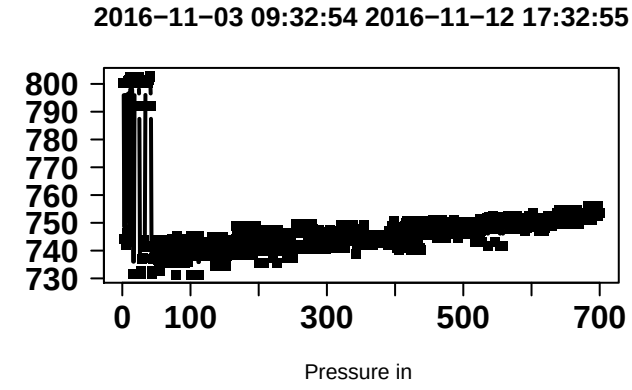
2016−11−03 09:32:54 2016−11−12 17:32:55
800
790
780
770
760
750
740
730
0
100
300
500
700
Pressure in

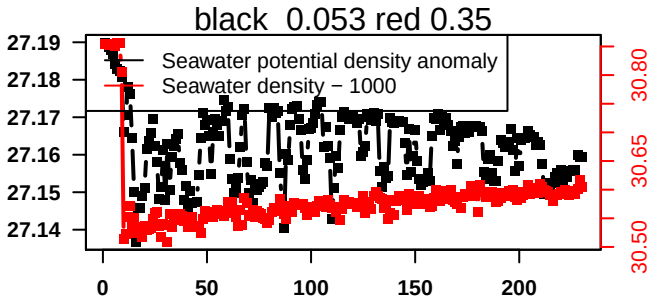
black 0.053 red 0.35
Seawater potential density anomaly
Seawater density − 1000
27.19
27.18
27.17
27.16
27.15
27.14
30.80
30.65
30.50
0
50
100
150
200

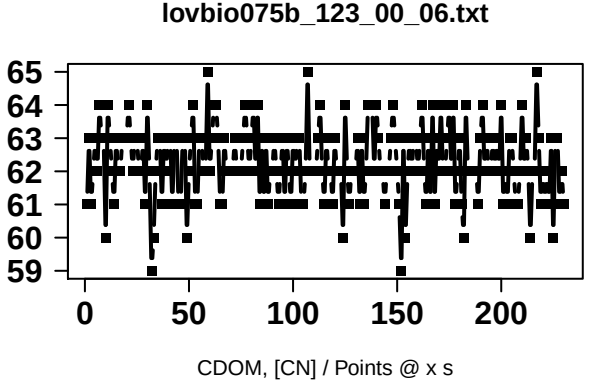
lovbio075b_123_00_06.txt
65
64
63
62
61
60
59
0
50
100
150
200
CDOM, [CN] / Points @ x s

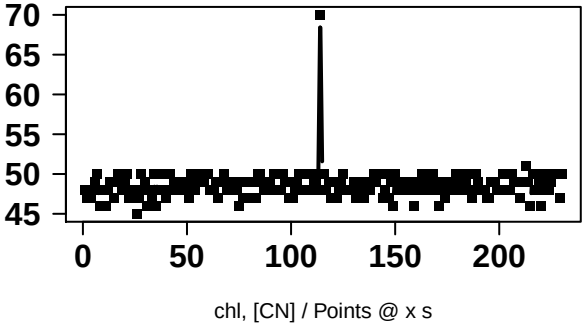
70
65
60
55
50
45
0
50
100
150
200
chl, [CN] / Points @ x s

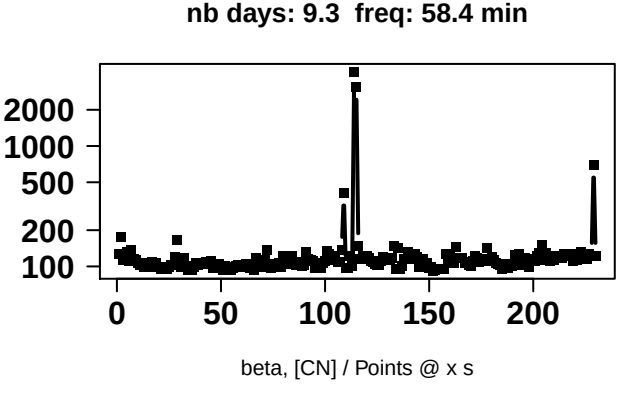
nb days: 9.3 freq: 58.4 min
2000
1000
500
200
100
0
50
100
150
200
beta, [CN] / Points @ x s

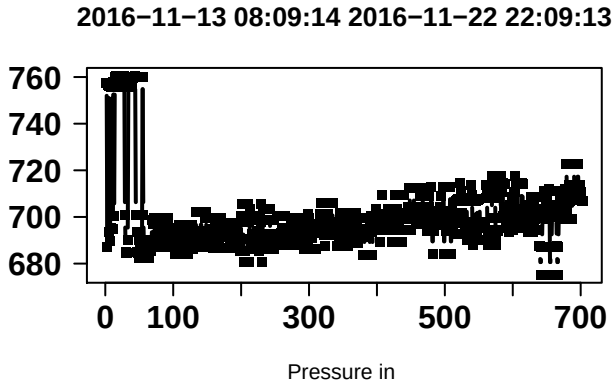
2016−11−13 08:09:14 2016−11−22 22:09:13
760
740
720
700
680
0
100
300
500
700
Pressure in

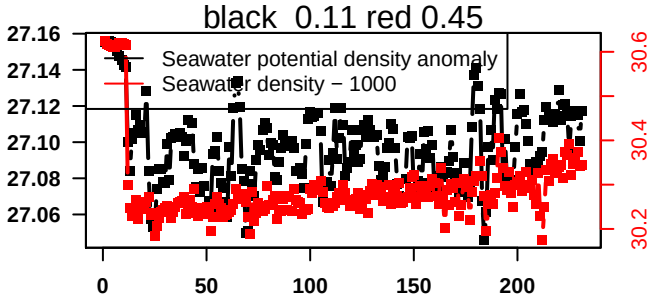
black 0.11 red 0.45
Seawater potential density anomaly
Seawater density − 1000
27.16
27.14
27.12
27.10
27.08
27.06
30.6
30.4
30.2
0
50
100
150
200

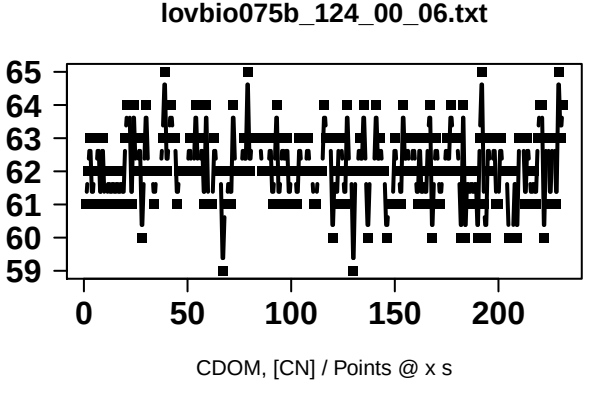
lovbio075b_124_00_06.txt
65
64
63
62
61
60
59
0
50
100
150
200
CDOM, [CN] / Points @ x s

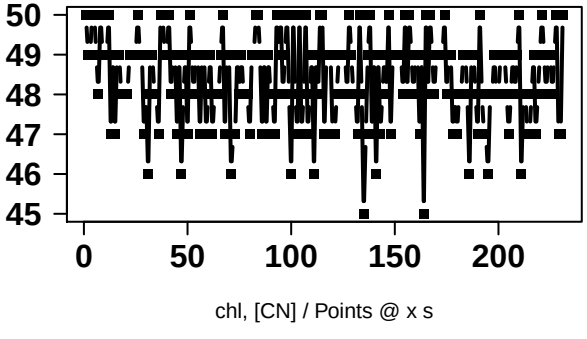
50
49
48
47
46
45
0
50
100
150
200
chl, [CN] / Points @ x s

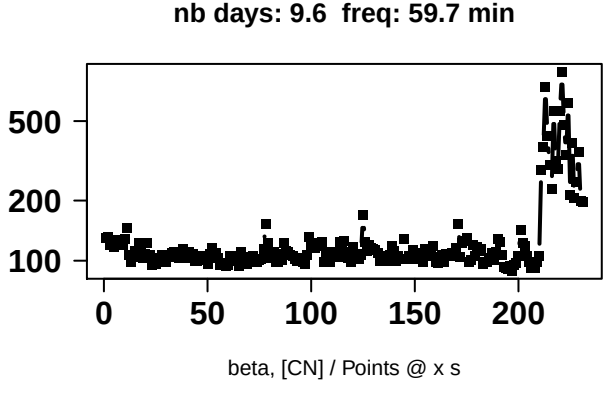
nb days: 9.6 freq: 59.7 min
500
200
100
0
50
100
150
200
beta, [CN] / Points @ x s

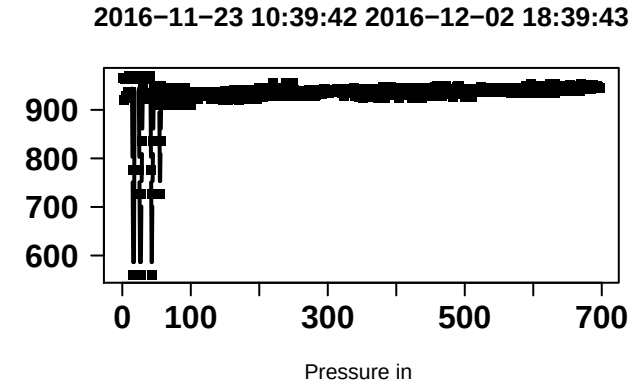
2016−11−23 10:39:42 2016−12−02 18:39:43
900
800
700
600
0
100
300
500
700
Pressure in

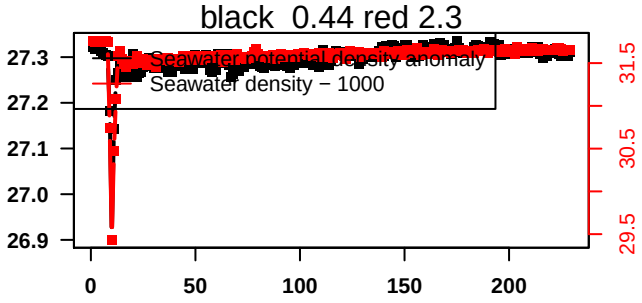
black 0.44 red 2.3
Seawater potential density anomaly
Seawater density − 1000
27.3
27.2
27.1
27.0
26.9
31.5
30.5
29.5
0
50
100
150
200

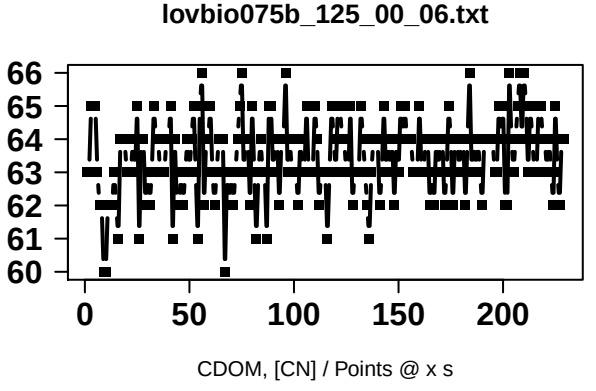
lovbio075b_125_00_06.txt
66
65
64
63
62
61
60
0
50
100
150
200
CDOM, [CN] / Points @ x s

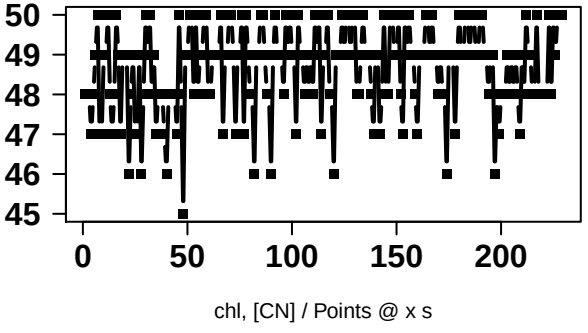
50
49
48
47
46
45
0
50
100
150
200
chl, [CN] / Points @ x s

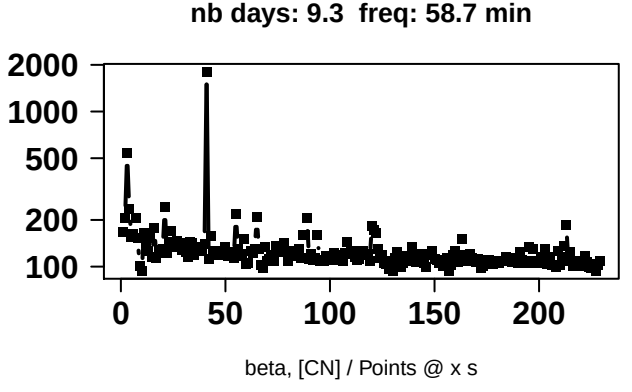
nb days: 9.3 freq: 58.7 min
2000
1000
500
200
100
0
50
100
150
200
beta, [CN] / Points @ x s

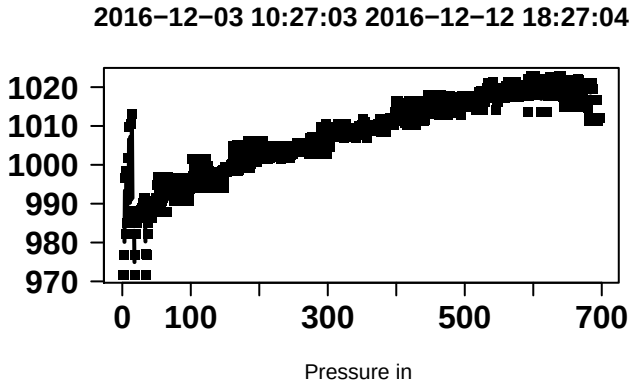
2016−12−03 10:27:03 2016−12−12 18:27:04
1020
1010
1000
990
980
970
0
100
300
500
700
Pressure in

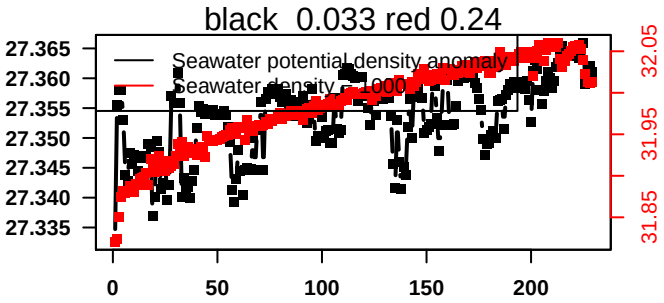
black 0.033 red 0.24
Seawater potential density anomaly
Seawater density - 1000
27.365
27.360
27.355
27.350
27.345
27.340
27.335
32.05
31.95
31.85
0
50
100
150
200

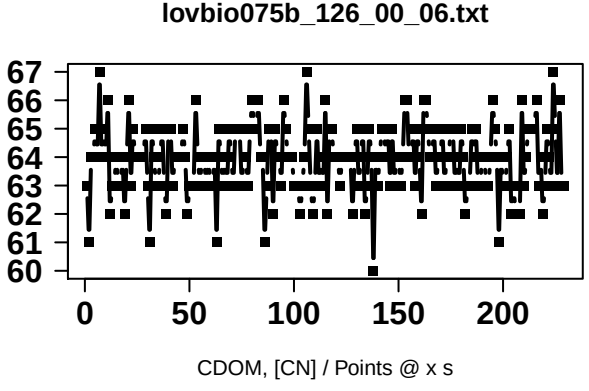
lovbio075b_126_00_06.txt
67
66
65
64
63
62
61
60
0
50
100
150
200
CDOM, [CN] / Points @ x s

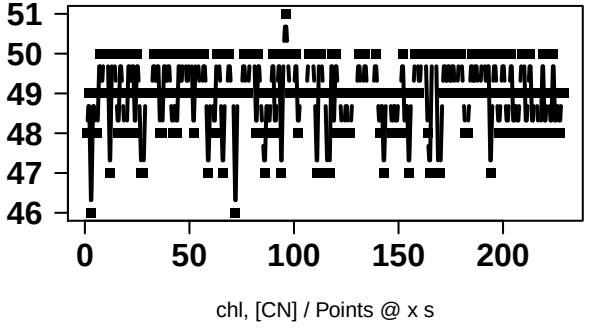
51
50
49
48
47
46
0
50
100
150
200
chl, [CN] / Points @ x s

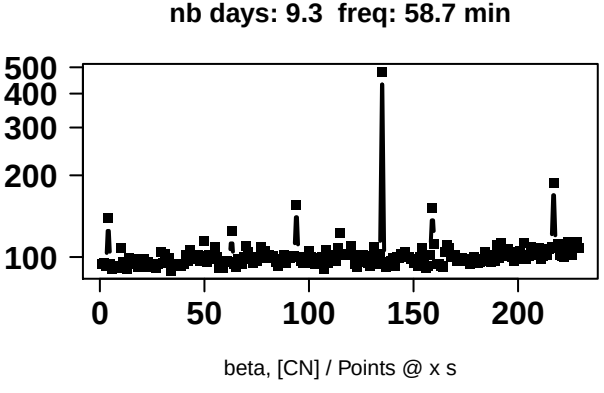
nb days: 9.3 freq: 58.7 min
500
400
300
200
100
0
50
100
150
200
beta, [CN] / Points @ x s

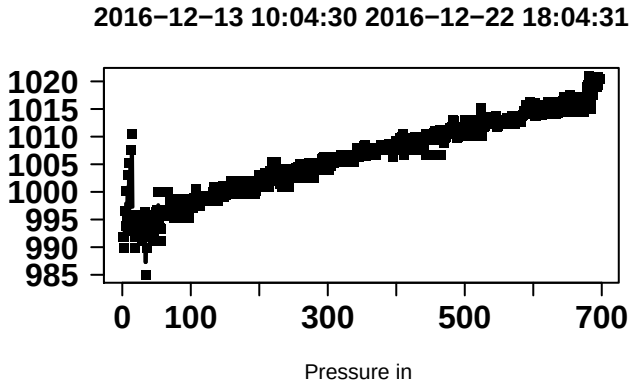
2016−12−13 10:04:30 2016−12−22 18:04:31
1020
1015
1010
1005
1000
995
990
985
0
100
300
500
700
Pressure in

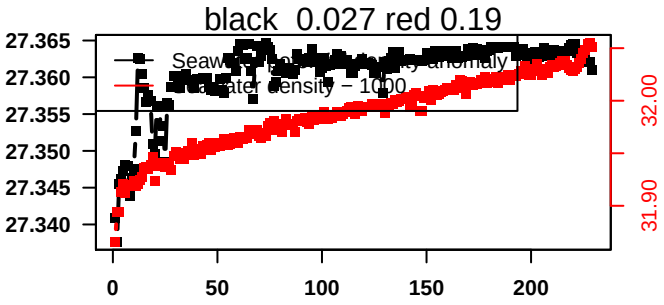
black 0.027 red 0.19
27.365
27.360
27.355
27.350
27.345
27.340
32.00
31.90
0
50
100
150
200

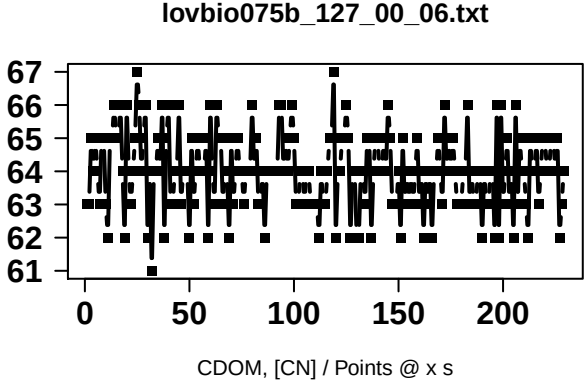
lovbio075b_127_00_06.txt
67
66
65
64
63
62
61
0
50
100
150
200
CDOM, [CN] / Points @ x s

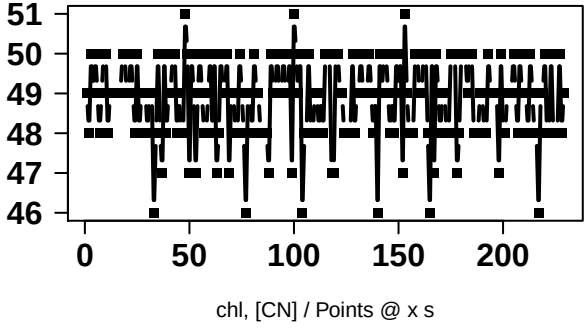
51
50
49
48
47
46
0
50
100
150
200
chl, [CN] / Points @ x s

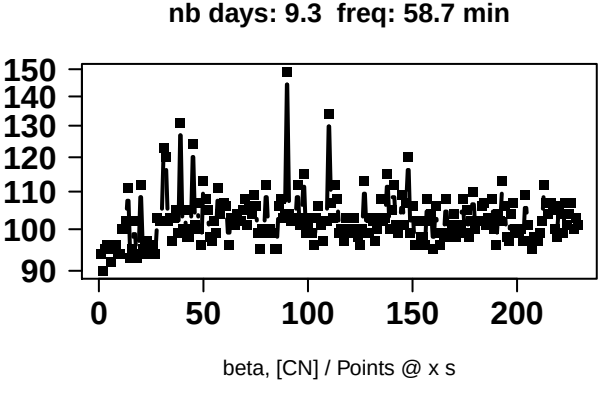
nb days: 9.3 freq: 58.7 min
150
140
130
120
110
100
90
0
50
100
150
200
beta, [CN] / Points @ x s

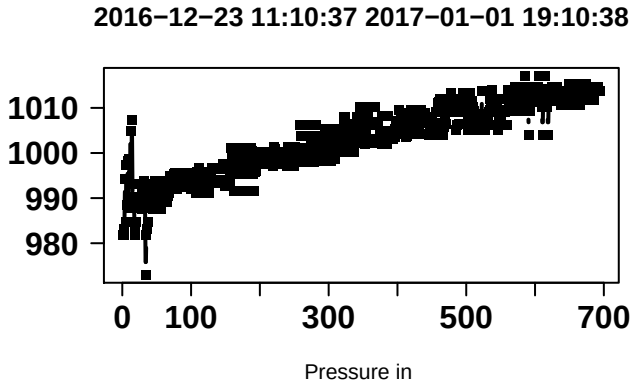
2016−12−23 11:10:37 2017−01−01 19:10:38
1010
1000
990
980
0
100
300
500
700
Pressure in

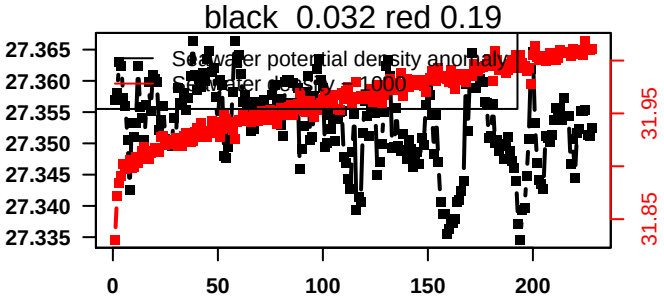
black 0.032 red 0.19
Seawater potential density anomaly
Seawater density - 1000
27.365
27.360
27.355
27.350
27.345
27.340
27.335
31.95
31.85
0
50
100
150
200

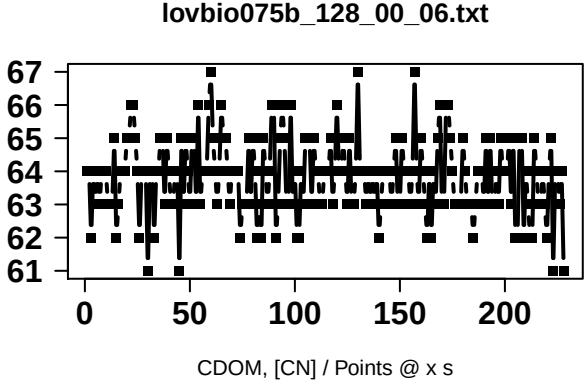
lovbio075b_128_00_06.txt
67
66
65
64
63
62
61
0
50
100
150
200
CDOM, [CN] / Points @ x s

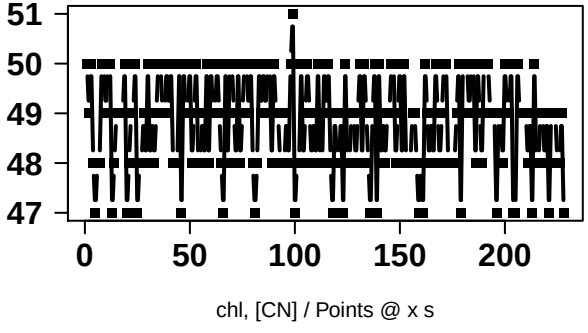
51
50
49
48
47
0
50
100
150
200
chl, [CN] / Points @ x s

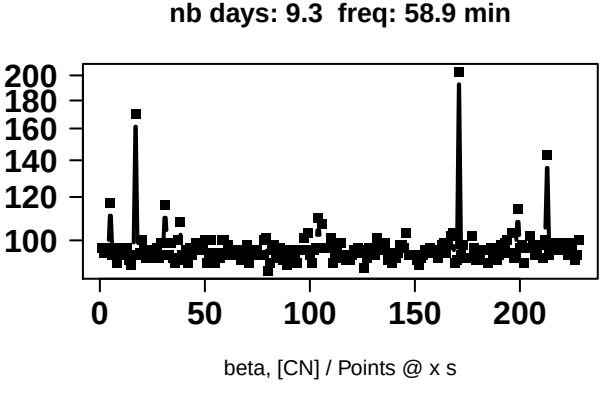
nb days: 9.3 freq: 58.9 min
200
180
160
140
120
100
0
50
100
150
200
beta, [CN] / Points @ x s

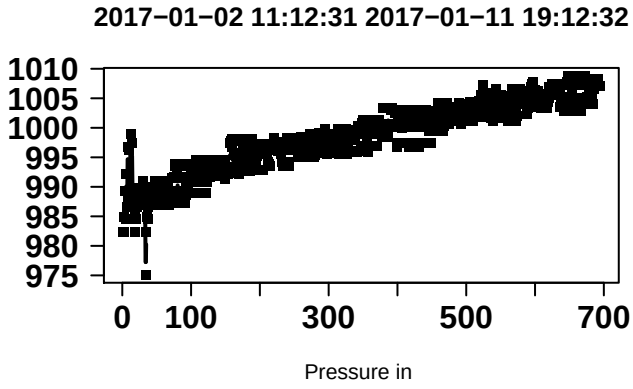
2017−01−02 11:12:31 2017−01−11 19:12:32
1010
1005
1000
995
990
985
980
975
0
100
300
500
700
Pressure in

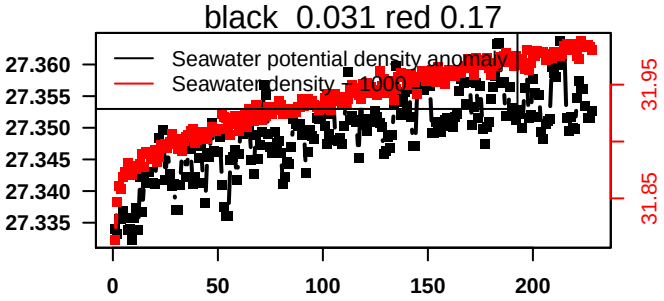
black 0.031 red 0.17
Seawater potential density anomaly
Seawater density − 1000
27.360
27.355
27.350
27.345
27.340
27.335
31.95
31.85
0
50
100
150
200

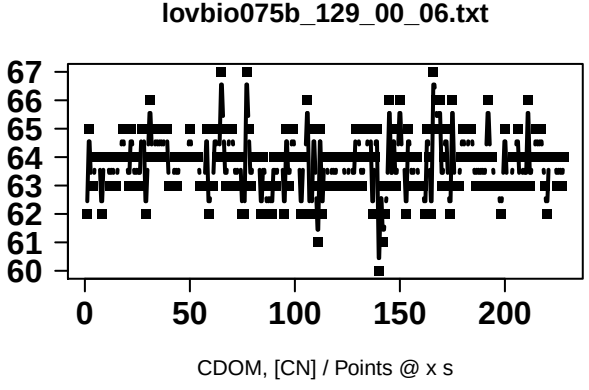
lovbio075b_129_00_06.txt
67
66
65
64
63
62
61
60
0
50
100
150
200
CDOM, [CN] / Points @ x s

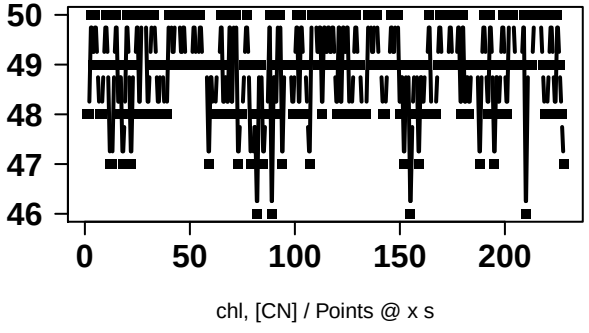
50
49
48
47
46
0
50
100
150
200
chl, [CN] / Points @ x s

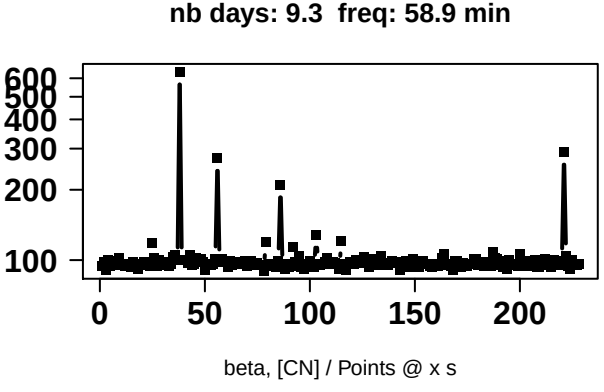
nb days: 9.3 freq: 58.9 min
600
500
400
300
200
100
0
50
100
150
200
beta, [CN] / Points @ x s

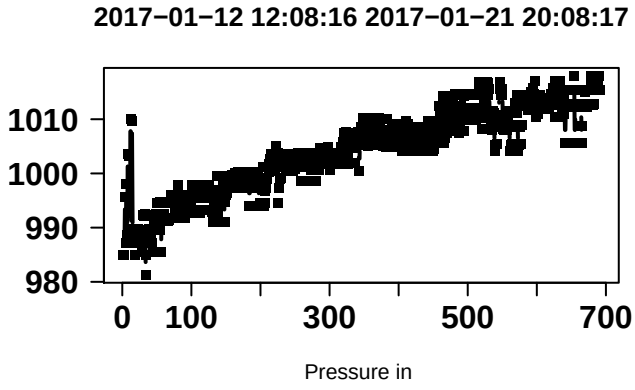
2017−01−12 12:08:16 2017−01−21 20:08:17
1010
1000
990
980
0
100
300
500
700
Pressure in

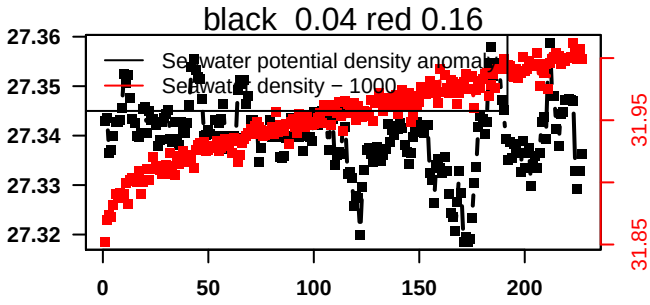
black 0.04 red 0.16
Seawater potential density anomaly
Seawater density − 1000
27.36
27.35
27.34
27.33
27.32
31.95
31.85
0
50
100
150
200

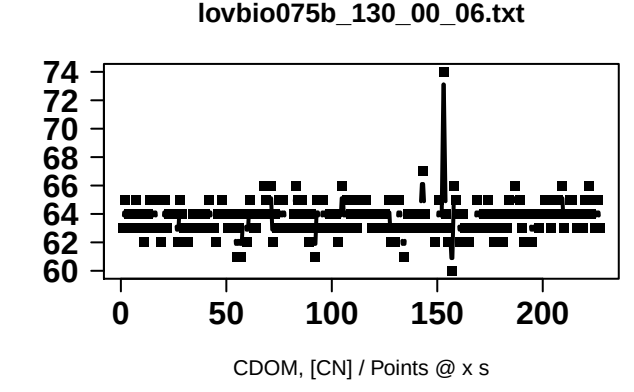
lovbio075b_130_00_06.txt
74
72
70
68
66
64
62
60
0
50
100
150
200
CDOM, [CN] / Points @ x s

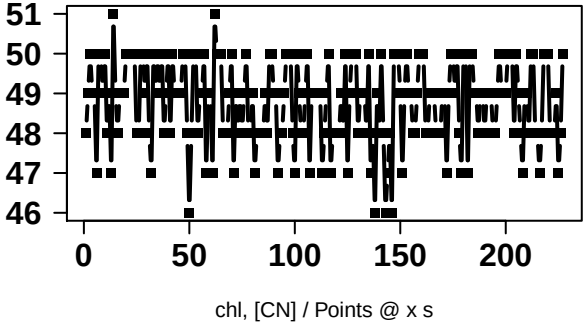
51
50
49
48
47
46
0
50
100
150
200
chl, [CN] / Points @ x s

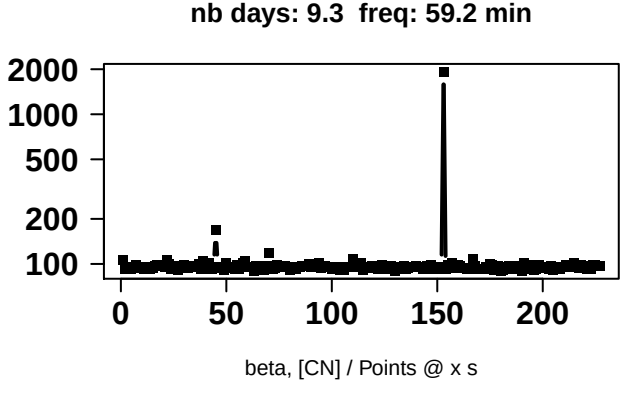
nb days: 9.3 freq: 59.2 min
2000
1000
500
200
100
0
50
100
150
200
beta, [CN] / Points @ x s

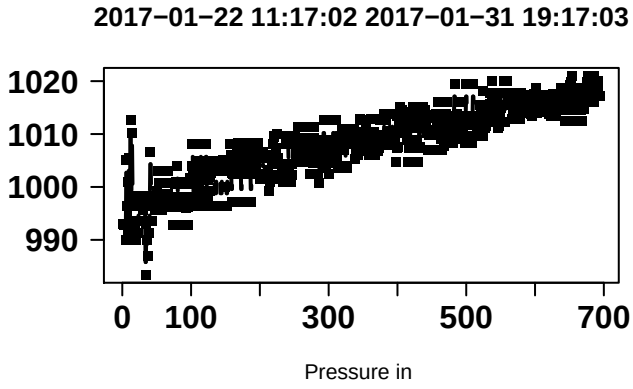
2017−01−22 11:17:02 2017−01−31 19:17:03
1020
1010
1000
990
0
100
300
500
700
Pressure in

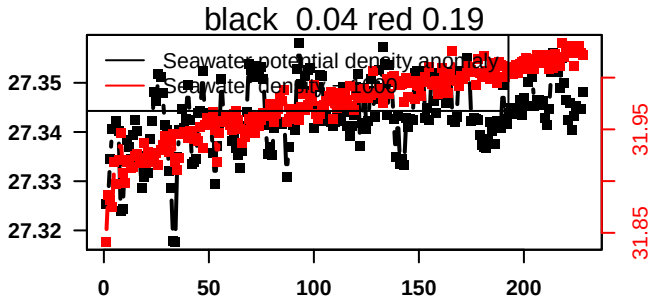
black 0.04 red 0.19
Seawater potential density anomaly
Seawater density - 1000
27.35
27.34
27.33
27.32
31.95
31.85
0
50
100
150
200

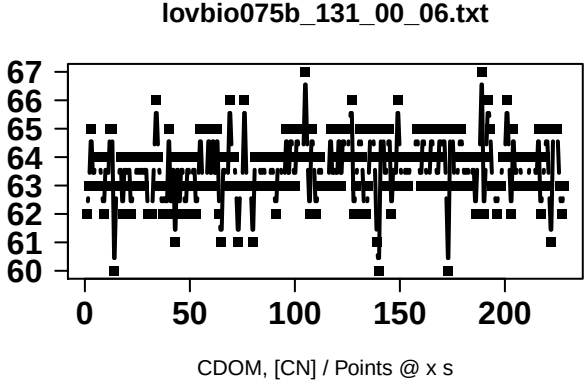
lovbio075b_131_00_06.txt
67
66
65
64
63
62
61
60
0
50
100
150
200
CDOM, [CN] / Points @ x s

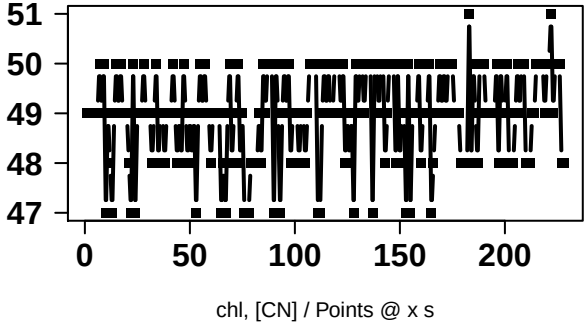
51
50
49
48
47
0
50
100
150
200
chl, [CN] / Points @ x s

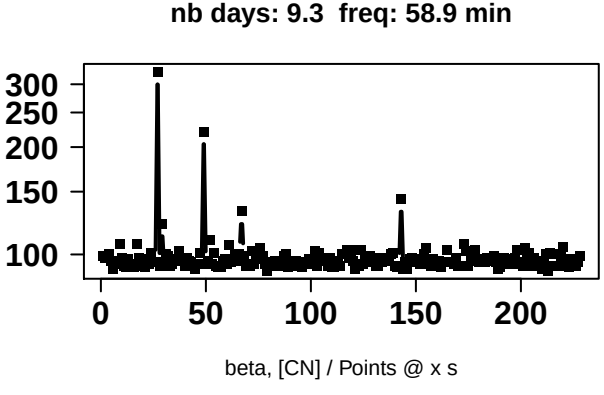
nb days: 9.3 freq: 58.9 min
300
250
200
150
100
0
50
100
150
200
beta, [CN] / Points @ x s

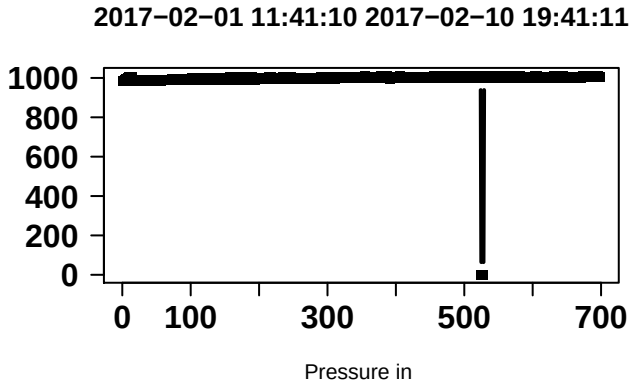
2017−02−01 11:41:10 2017−02−10 19:41:11
1000
800
600
400
200
0
0
100
300
500
700
Pressure in

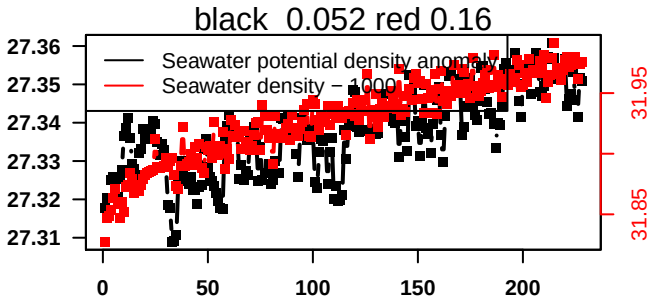
black 0.052 red 0.16
Seawater potential density anomaly
Seawater density − 1000
27.36
27.35
27.34
27.33
27.32
27.31
31.95
31.85
0
50
100
150
200

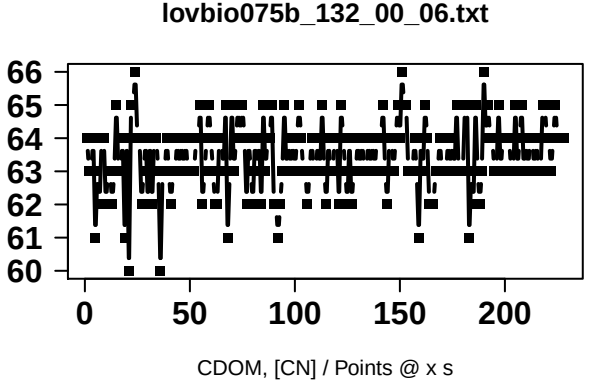
lovbio075b_132_00_06.txt
66
65
64
63
62
61
60
0
50
100
150
200
CDOM, [CN] / Points @ x s

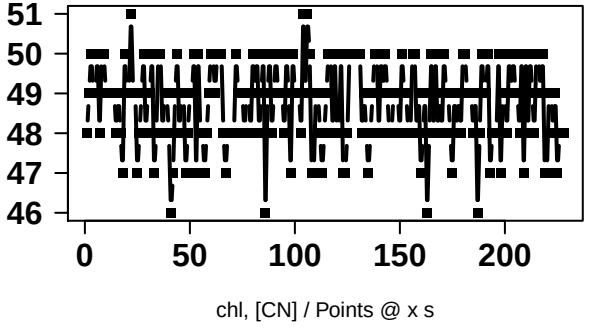
51
50
49
48
47
46
0
50
100
150
200
chl, [CN] / Points @ x s

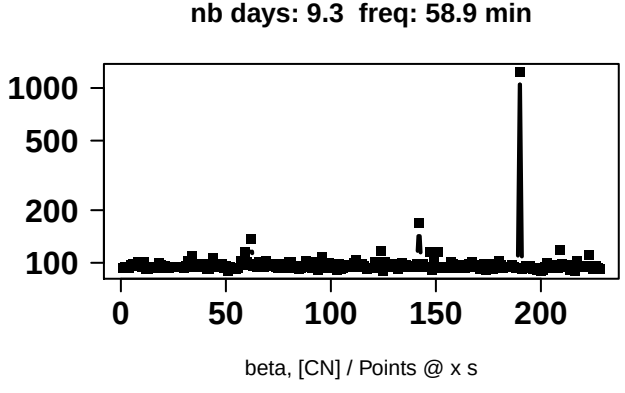
nb days: 9.3 freq: 58.9 min
1000
500
200
100
0
50
100
150
200
beta, [CN] / Points @ x s

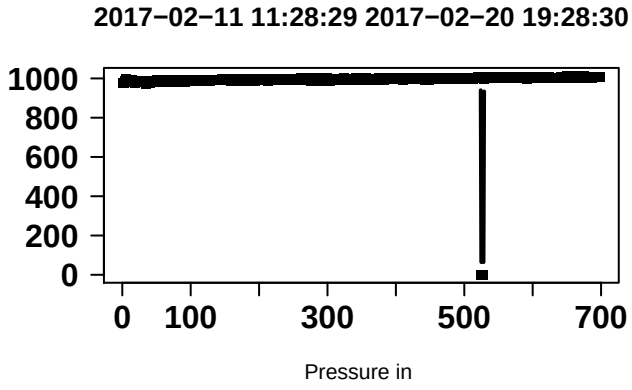
2017−02−11 11:28:29 2017−02−20 19:28:30
1000
800
600
400
200
0
0
100
300
500
700
Pressure in

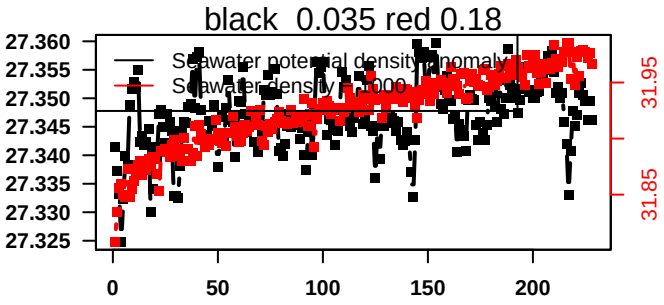
black 0.035 red 0.18
Seawater potential density anomaly
Seawater density
27.360
27.355
27.350
27.345
27.340
27.335
27.330
27.325
31.95
31.85
0
50
100
150
200

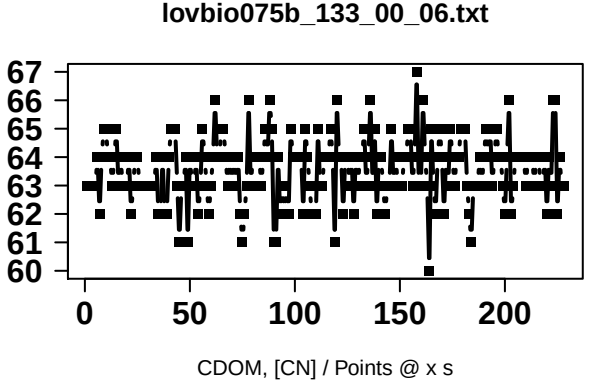
lovbio075b_133_00_06.txt
67
66
65
64
63
62
61
60
0
50
100
150
200
CDOM, [CN] / Points @ x s

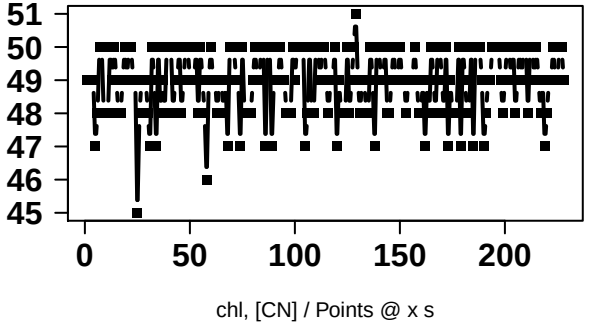
51
50
49
48
47
46
45
0
50
100
150
200
chl, [CN] / Points @ x s

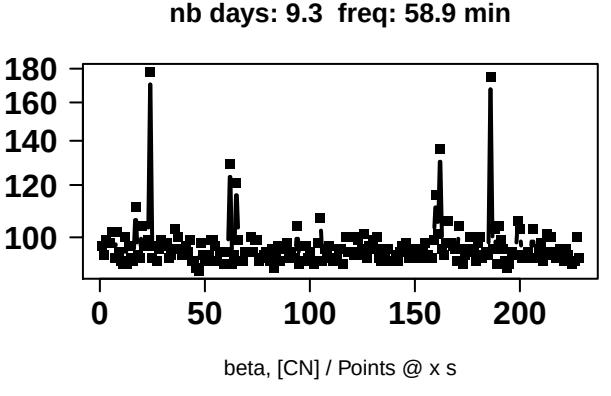
nb days: 9.3 freq: 58.9 min
180
160
140
120
100
0
50
100
150
200
beta, [CN] / Points @ x s

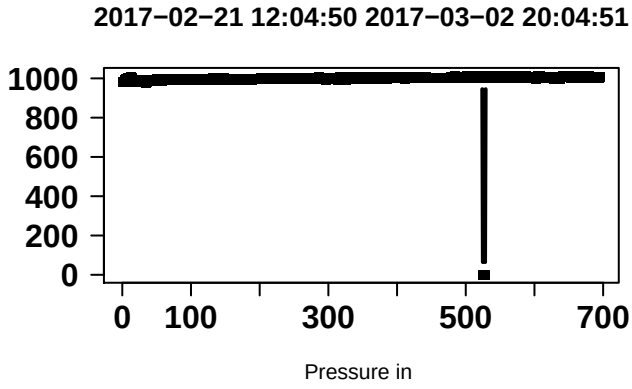
2017−02−21 12:04:50 2017−03−02 20:04:51
1000
800
600
400
200
0
0
100
300
500
700
Pressure in

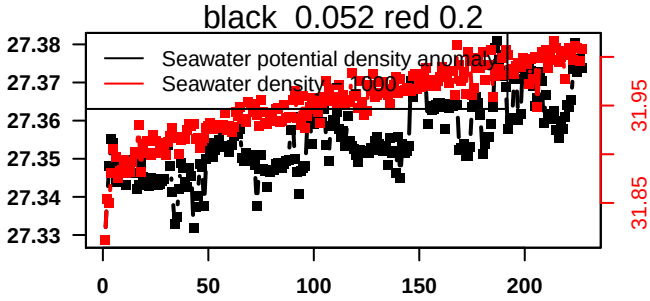
black 0.052 red 0.2
Seawater potential density anomaly
Seawater density - 1000
27.38
27.37
27.36
27.35
27.34
27.33
31.95
31.85
0
50
100
150
200

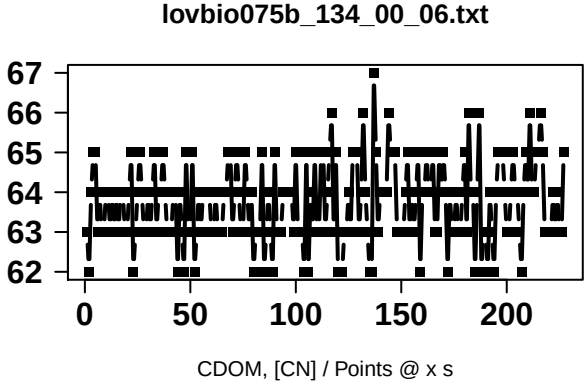
lovbio075b_134_00_06.txt
67
66
65
64
63
62
0
50
100
150
200
CDOM, [CN] / Points @ x s

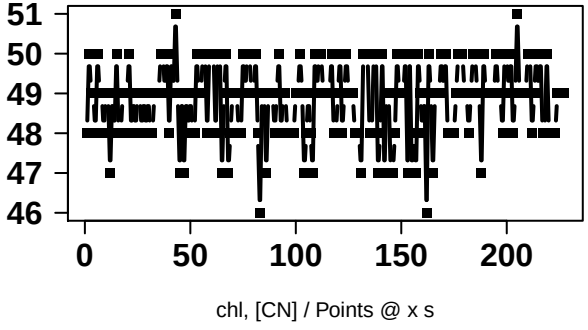
51
50
49
48
47
46
0
50
100
150
200
chl, [CN] / Points @ x s

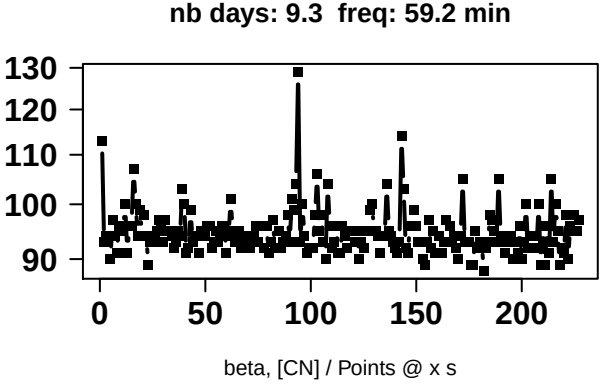
nb days: 9.3 freq: 59.2 min
130
120
110
100
90
0
50
100
150
200
beta, [CN] / Points @ x s

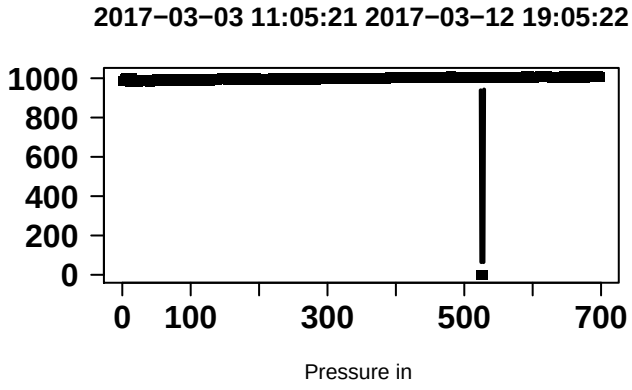
2017−03−03 11:05:21 2017−03−12 19:05:22
1000
800
600
400
200
0
0
100
300
500
700
Pressure in

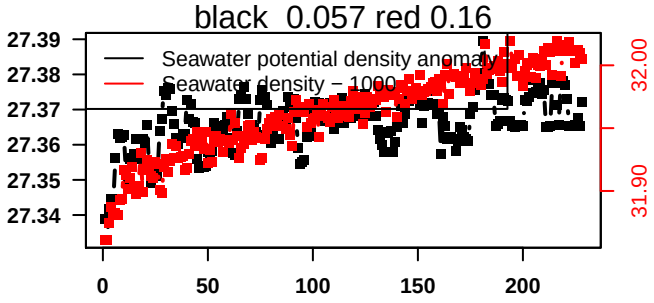
black 0.057 red 0.16
Seawater potential density anomaly
Seawater density − 1000
27.39
27.38
27.37
27.36
27.35
27.34
32.00
31.90
0
50
100
150
200

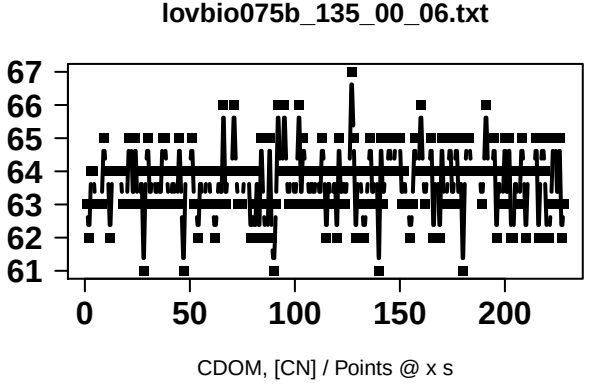
lovbio075b_135_00_06.txt
67
66
65
64
63
62
61
0
50
100
150
200
CDOM, [CN] / Points @ x s

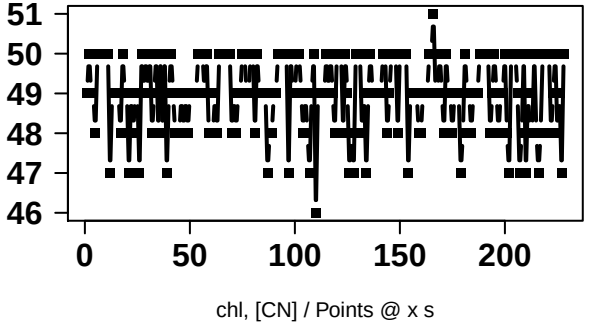
51
50
49
48
47
46
0
50
100
150
200
chl, [CN] / Points @ x s

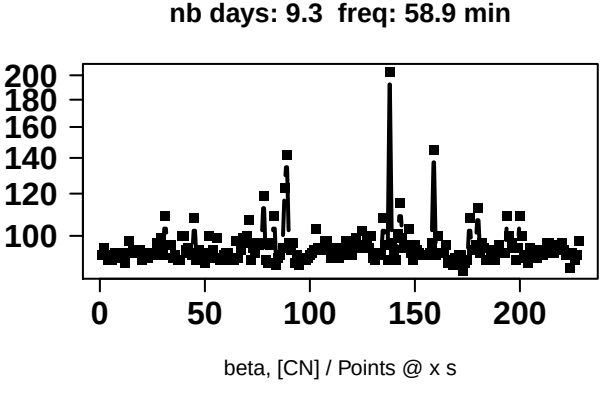
nb days: 9.3 freq: 58.9 min
200
180
160
140
120
100
0
50
100
150
200
beta, [CN] / Points @ x s

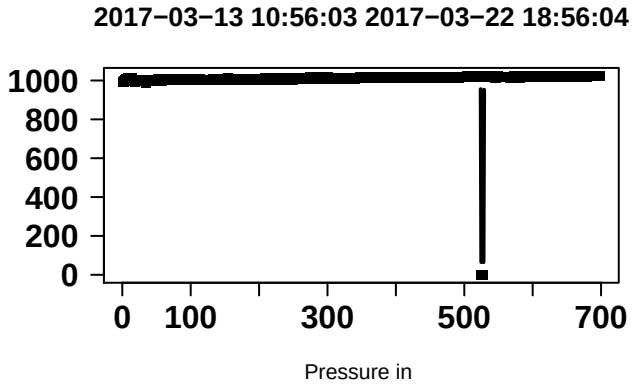
2017−03−13 10:56:03 2017−03−22 18:56:04
1000
800
600
400
200
0
0
100
300
500
700
Pressure in

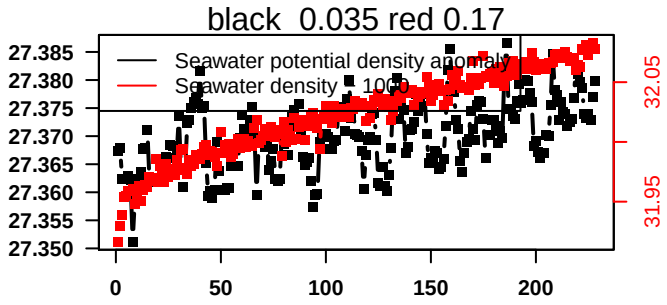
black 0.035 red 0.17
Seawater potential density anomaly
Seawater density - 1000
27.385
27.380
27.375
27.370
27.365
27.360
27.355
27.350
32.05
31.95
0
50
100
150
200

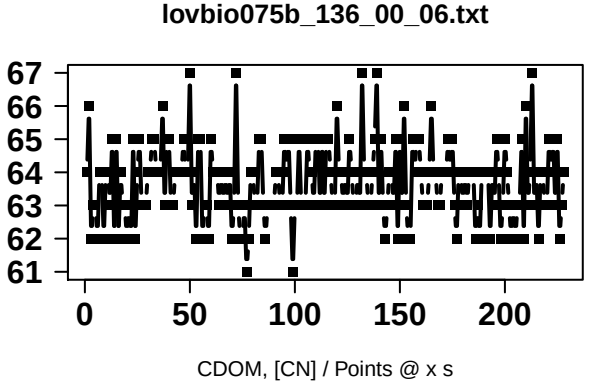
lovbio075b_136_00_06.txt
67
66
65
64
63
62
61
0
50
100
150
200
CDOM, [CN] / Points @ x s

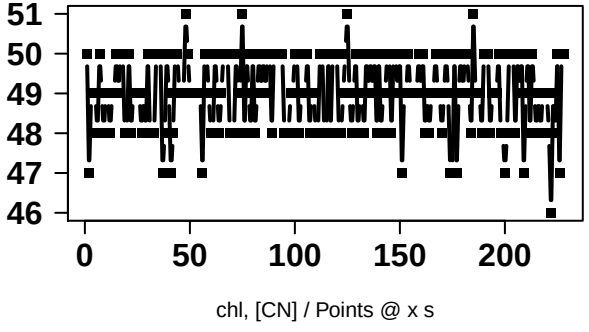
51
50
49
48
47
46
0
50
100
150
200
chl, [CN] / Points @ x s

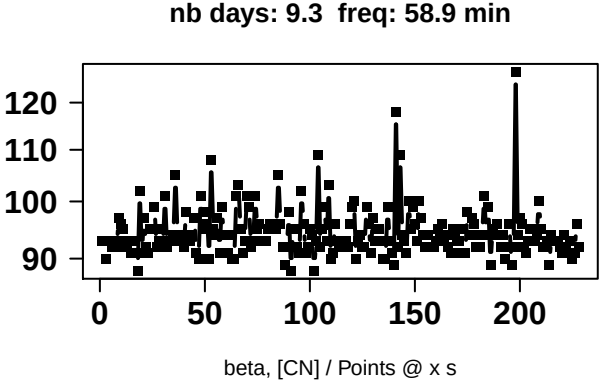
nb days: 9.3 freq: 58.9 min
120
110
100
90
0
50
100
150
200
beta, [CN] / Points @ x s

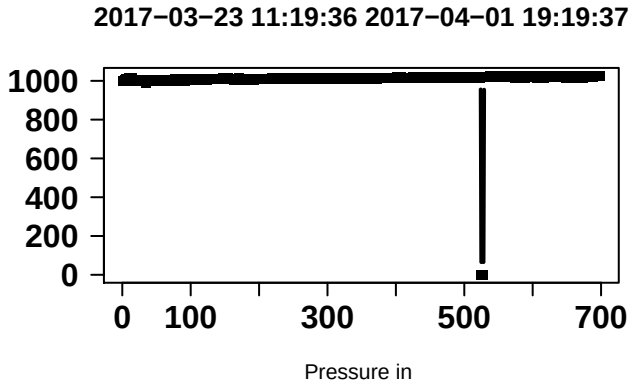
2017−03−23 11:19:36 2017−04−01 19:19:37
1000
800
600
400
200
0
0
100
300
500
700
Pressure in

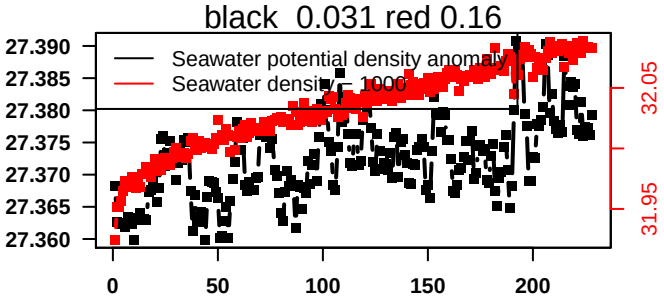
black 0.031 red 0.16
Seawater potential density anomaly
Seawater density − 1000
27.390
27.385
27.380
27.375
27.370
27.365
27.360
32.05
31.95
0
50
100
150
200

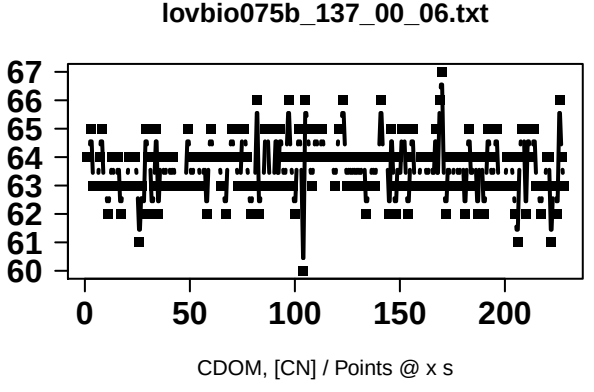
lovbio075b_137_00_06.txt
67
66
65
64
63
62
61
60
0
50
100
150
200
CDOM, [CN] / Points @ x s

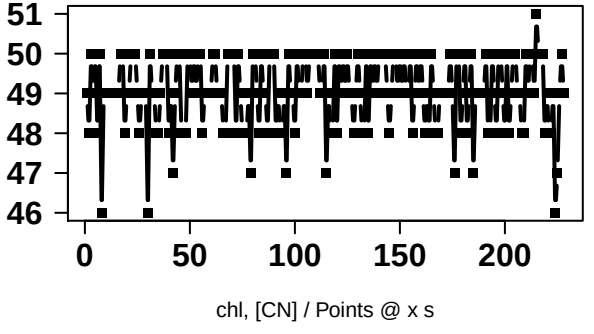
51
50
49
48
47
46
0
50
100
150
200
chl, [CN] / Points @ x s

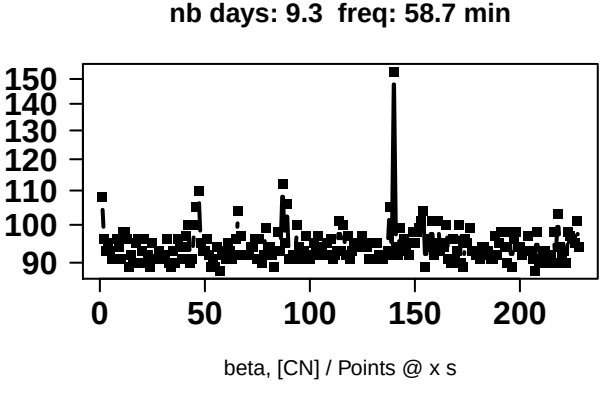
nb days: 9.3 freq: 58.7 min
150
140
130
120
110
100
90
0
50
100
150
200
beta, [CN] / Points @ x s

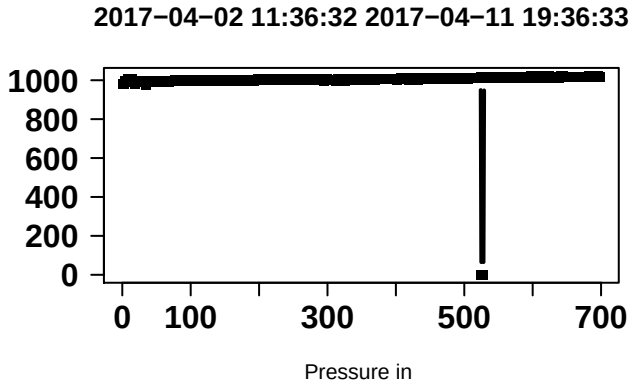
2017−04−02 11:36:32 2017−04−11 19:36:33
1000
800
600
400
200
0
0
100
300
500
700
Pressure in

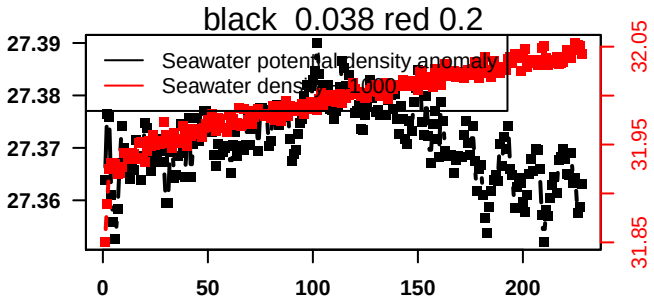
black 0.038 red 0.2
Seawater potential density anomaly
Seawater density −1000
27.39
27.38
27.37
27.36
32.05
31.95
31.85
0
50
100
150
200

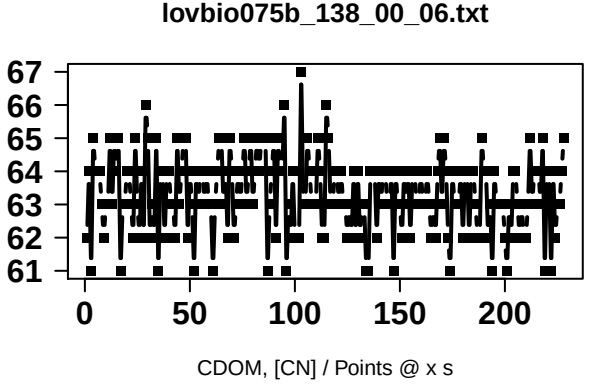
lovbio075b_138_00_06.txt
67
66
65
64
63
62
61
0
50
100
150
200
CDOM, [CN] / Points @ x s

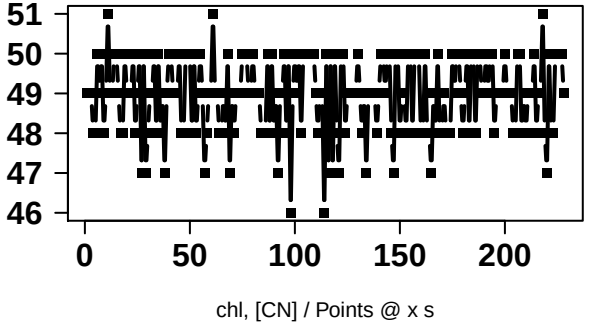
51
50
49
48
47
46
0
50
100
150
200
chl, [CN] / Points @ x s

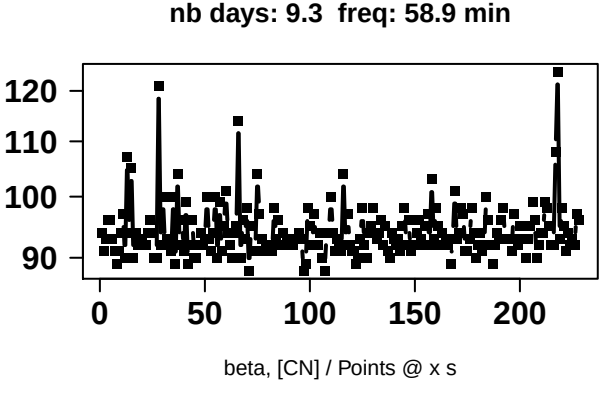
nb days: 9.3 freq: 58.9 min
120
110
100
90
0
50
100
150
200
beta, [CN] / Points @ x s

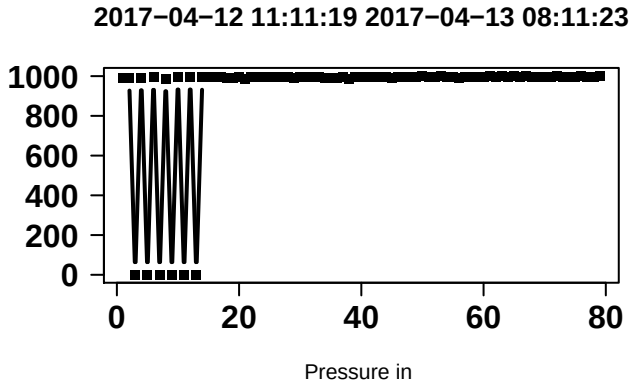
2017−04−12 11:11:19 2017−04−13 08:11:23
1000
800
600
400
200
0
0
20
40
60
80
Pressure in

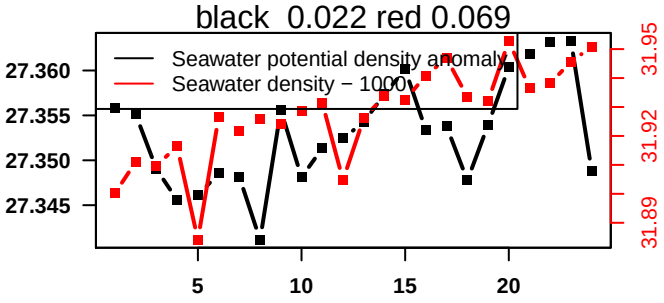
black 0.022 red 0.069
Seawater potential density anomaly
Seawater density − 1000
27.360
27.355
27.350
27.345
31.95
31.92
31.89
5
10
15
20

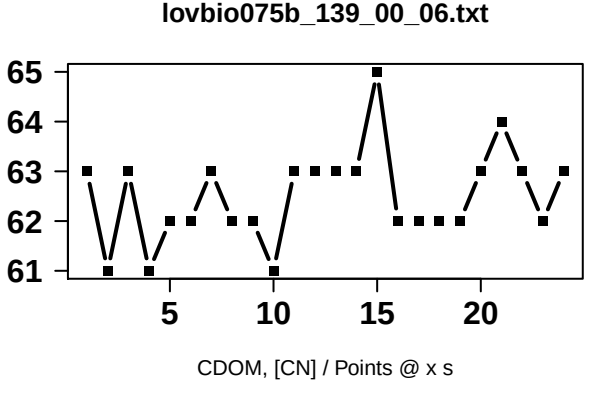
lovbio075b_139_00_06.txt
65
64
63
62
61
5
10
15
20
CDOM, [CN] / Points @ x s

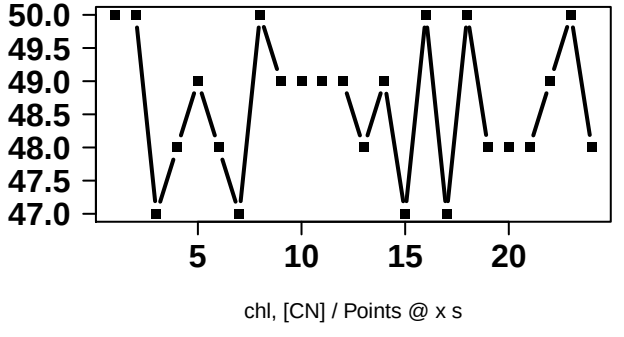
50.0
49.5
49.0
48.5
48.0
47.5
47.0
5
10
15
20
chl, [CN] / Points @ x s

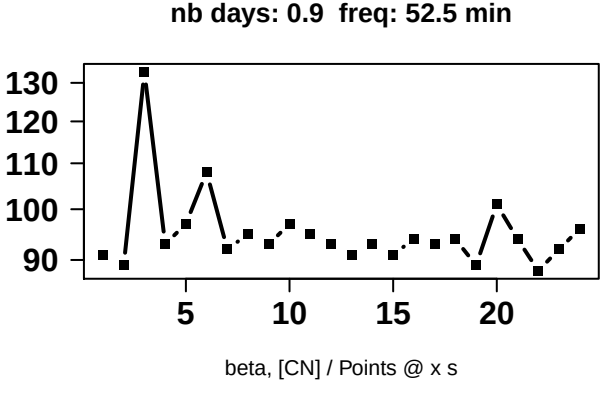
nb days: 0.9 freq: 52.5 min
130
120
110
100
90
5
10
15
20
beta, [CN] / Points @ x s

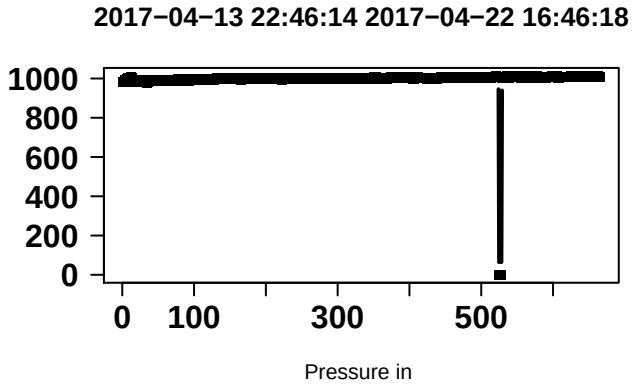
2017−04−13 22:46:14 2017−04−22 16:46:18
1000
800
600
400
200
0
0
100
300
500
Pressure in

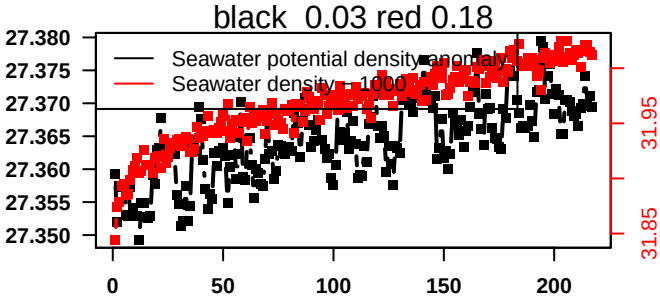
black 0.03 red 0.18
Seawater potential density anomaly
Seawater density - 1000
27.380
27.375
27.370
27.365
27.360
27.355
27.350
31.95
31.85
0
50
100
150
200

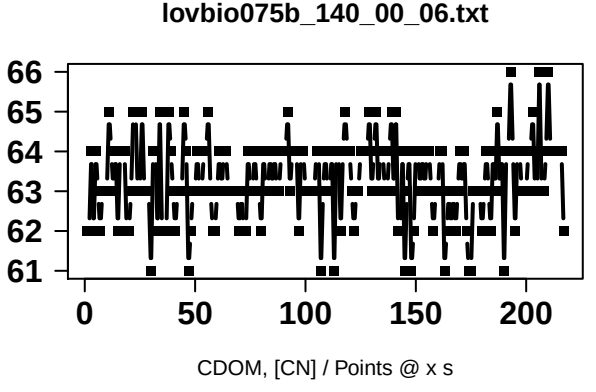
lovbio075b_140_00_06.txt
66
65
64
63
62
61
0
50
100
150
200
CDOM, [CN] / Points @ x s

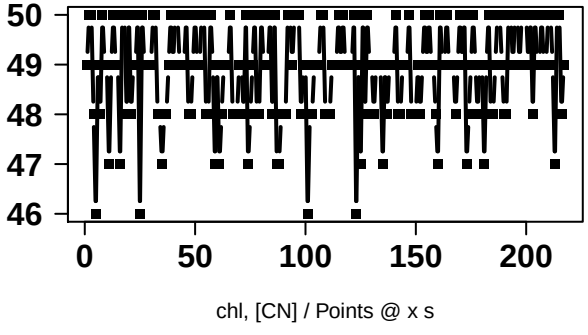
50
49
48
47
46
0
50
100
150
200
chl, [CN] / Points @ x s

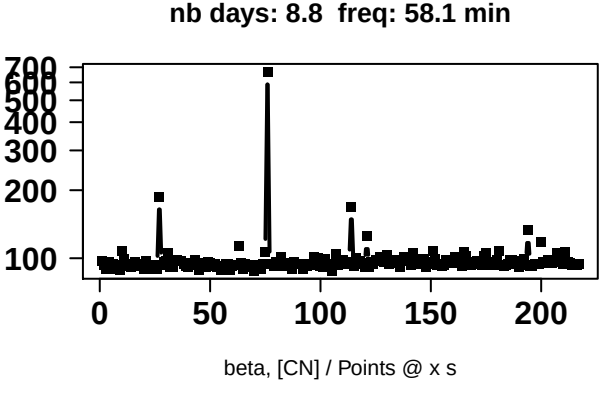
nb days: 8.8 freq: 58.1 min
700
600
500
400
300
200
100
0
50
100
150
200
beta, [CN] / Points @ x s

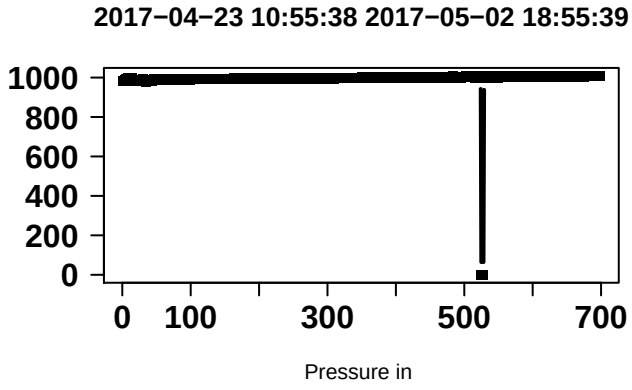
2017−04−23 10:55:38 2017−05−02 18:55:39
1000
800
600
400
200
0
0
100
300
500
700
Pressure in

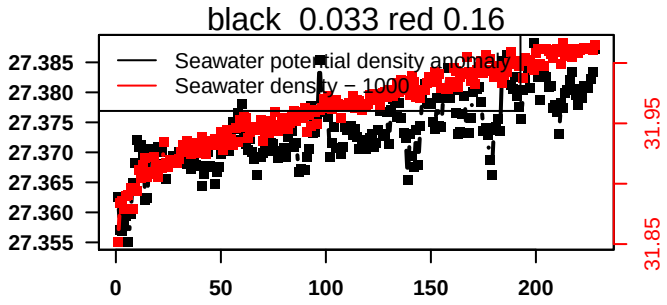
black 0.033 red 0.16
Seawater potential density anomaly
Seawater density − 1000
27.385
27.380
27.375
27.370
27.365
27.360
27.355
31.95
31.85
0
50
100
150
200

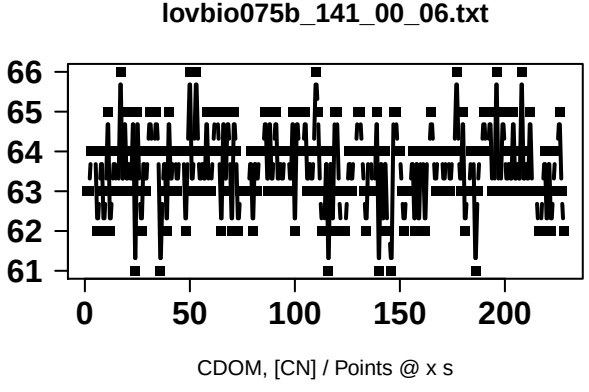
lovbio075b_141_00_06.txt
66
65
64
63
62
61
0
50
100
150
200
CDOM, [CN] / Points @ x s

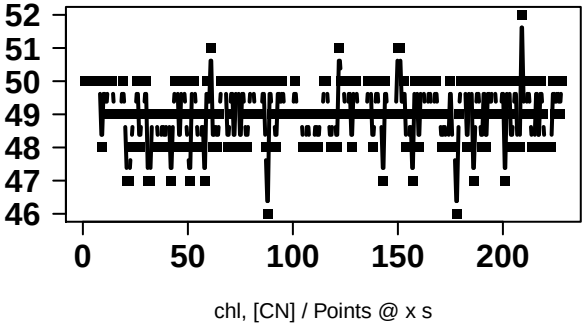
52
51
50
49
48
47
46
0
50
100
150
200
chl, [CN] / Points @ x s

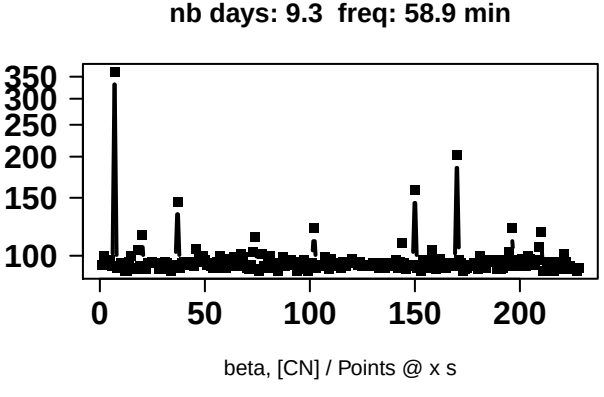
nb days: 9.3 freq: 58.9 min
350
300
250
200
150
100
0
50
100
150
200
beta, [CN] / Points @ x s

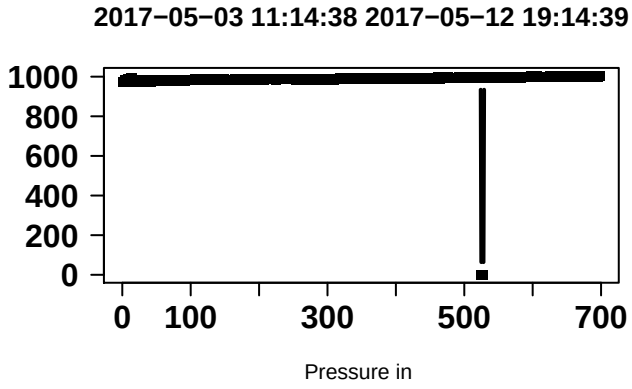
2017−05−03 11:14:38 2017−05−12 19:14:39
1000
800
600
400
200
0
0
100
300
500
700
Pressure in

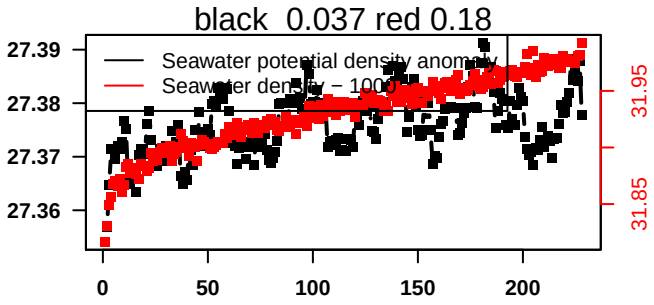
black 0.037 red 0.18
Seawater potential density anomaly
Seawater density − 1000
27.39
27.38
27.37
27.36
31.95
31.85
0
50
100
150
200

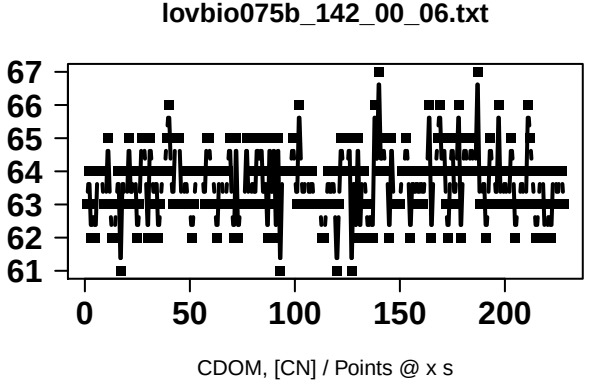
lovbio075b_142_00_06.txt
67
66
65
64
63
62
61
0
50
100
150
200
CDOM, [CN] / Points @ x s

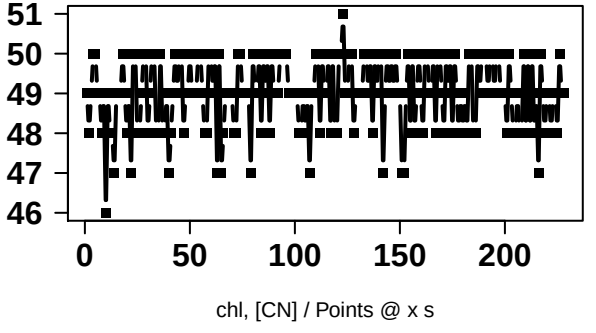
51
50
49
48
47
46
0
50
100
150
200
chl, [CN] / Points @ x s

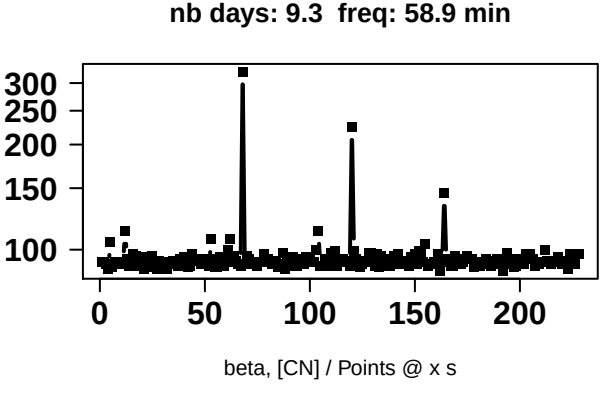
nb days: 9.3 freq: 58.9 min
300
250
200
150
100
0
50
100
150
200
beta, [CN] / Points @ x s

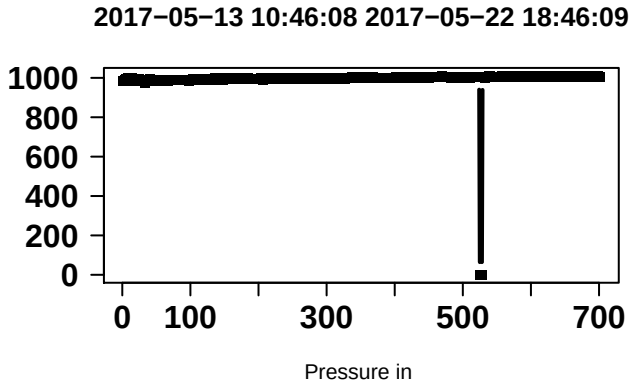
2017−05−13 10:46:08 2017−05−22 18:46:09
1000
800
600
400
200
0
0
100
300
500
700
Pressure in

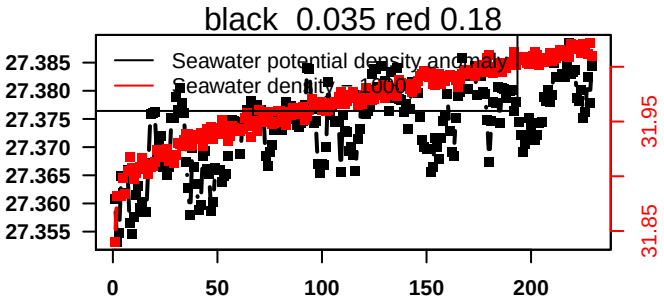
black 0.035 red 0.18
Seawater potential density anomaly
Seawater density − 1000
27.385
27.380
27.375
27.370
27.365
27.360
27.355
31.95
31.85
0
50
100
150
200

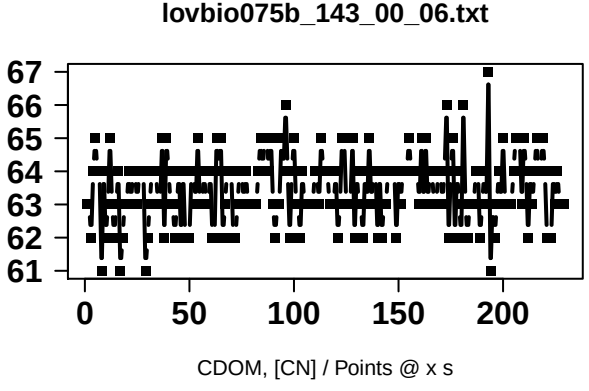
lovbio075b_143_00_06.txt
67
66
65
64
63
62
61
0
50
100
150
200
CDOM, [CN] / Points @ x s

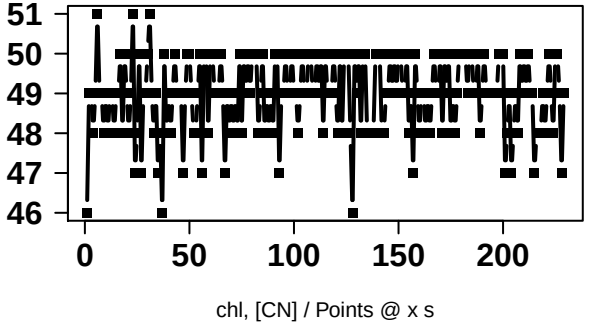
51
50
49
48
47
46
0
50
100
150
200
chl, [CN] / Points @ x s

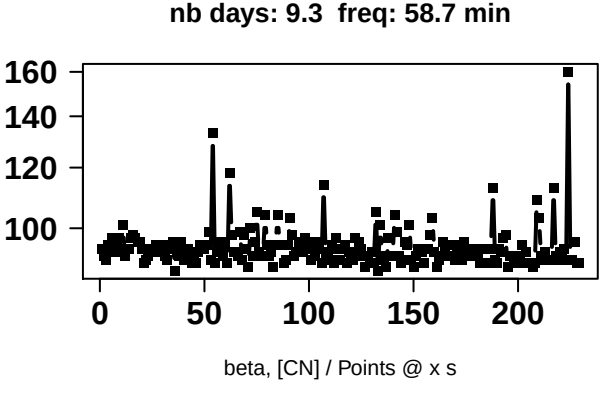
nb days: 9.3 freq: 58.7 min
160
140
120
100
0
50
100
150
200
beta, [CN] / Points @ x s

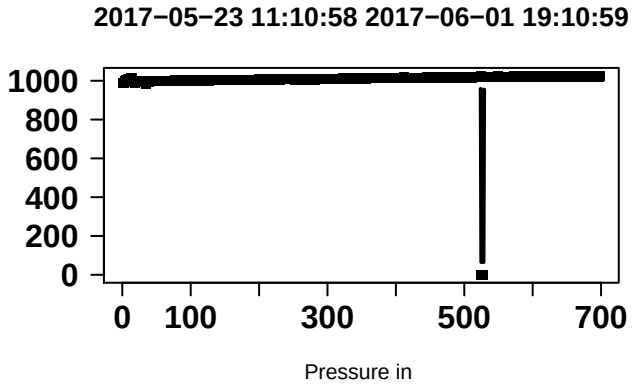
2017−05−23 11:10:58 2017−06−01 19:10:59
1000
800
600
400
200
0
0
100
300
500
700
Pressure in

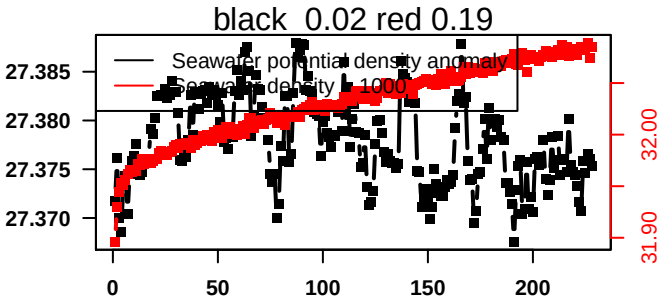
black 0.02 red 0.19
Seawater potential density anomaly
Seawater density − 1000
27.385
27.380
27.375
27.370
32.00
31.90
0
50
100
150
200

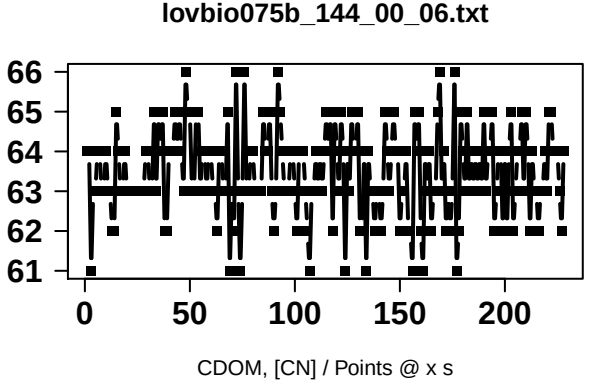
lovbio075b_144_00_06.txt
66
65
64
63
62
61
0
50
100
150
200
CDOM, [CN] / Points @ x s

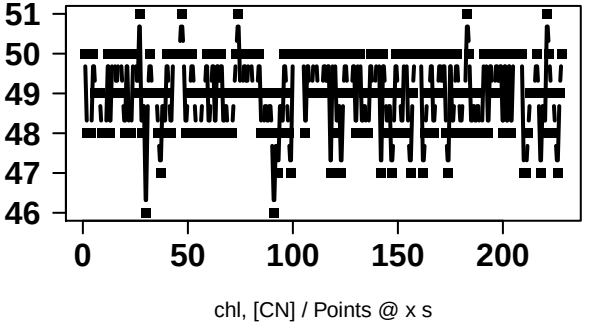
51
50
49
48
47
46
0
50
100
150
200
chl, [CN] / Points @ x s

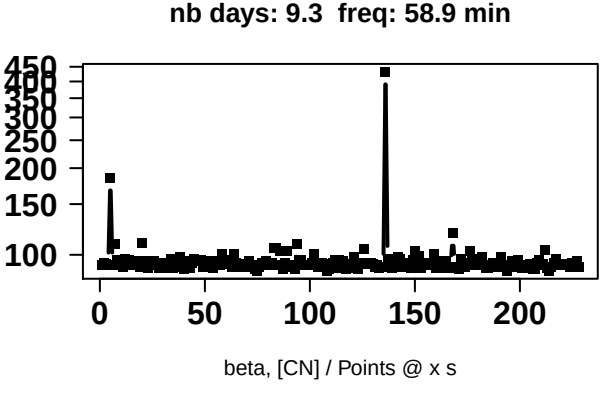
nb days: 9.3 freq: 58.9 min
450
400
350
300
250
200
150
100
0
50
100
150
200
beta, [CN] / Points @ x s

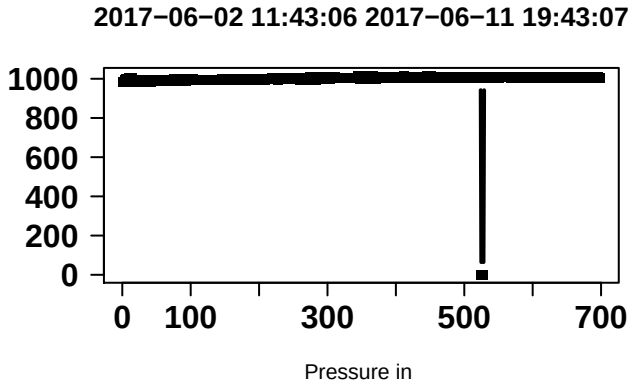
2017−06−02 11:43:06 2017−06−11 19:43:07
1000
800
600
400
200
0
0
100
300
500
700
Pressure in

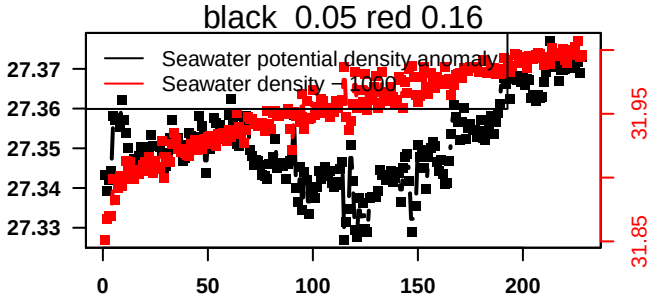
black 0.05 red 0.16
Seawater potential density anomaly
Seawater density - 1000
27.37
27.36
27.35
27.34
27.33
31.95
31.85
0
50
100
150
200

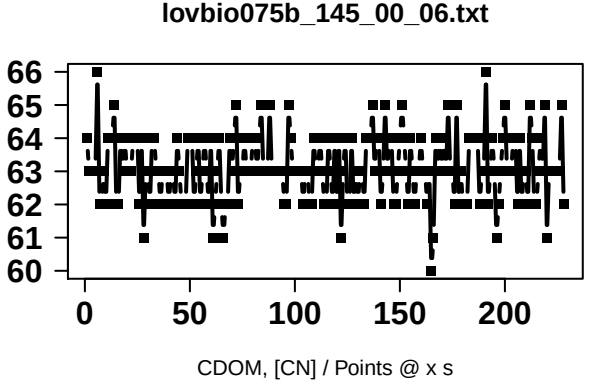
lovbio075b_145_00_06.txt
66
65
64
63
62
61
60
0
50
100
150
200
CDOM, [CN] / Points @ x s

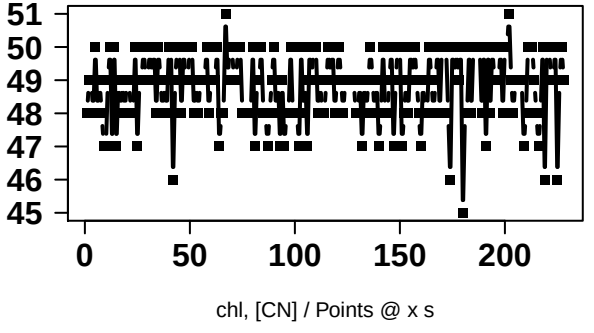
51
50
49
48
47
46
45
0
50
100
150
200
chl, [CN] / Points @ x s

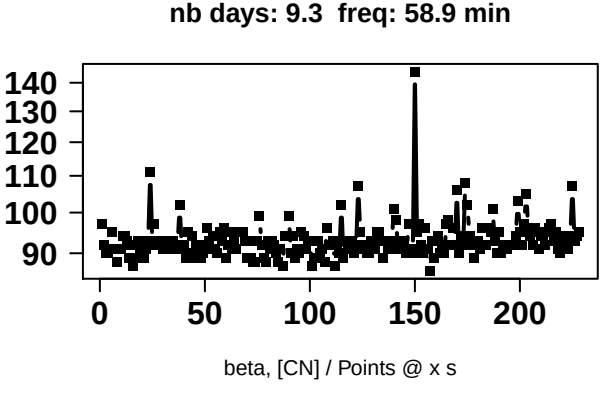
nb days: 9.3 freq: 58.9 min
140
130
120
110
100
90
0
50
100
150
200
beta, [CN] / Points @ x s

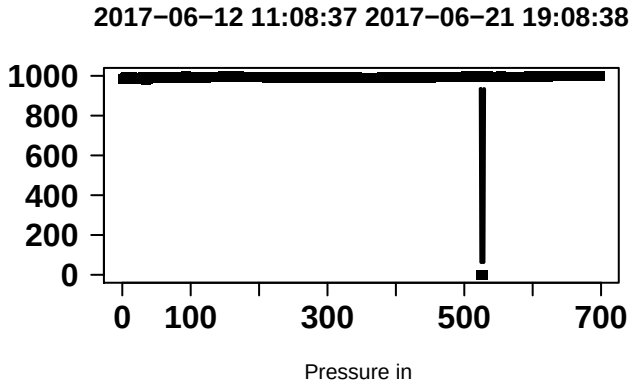
2017−06−12 11:08:37 2017−06−21 19:08:38
1000
800
600
400
200
0
0
100
300
500
700
Pressure in

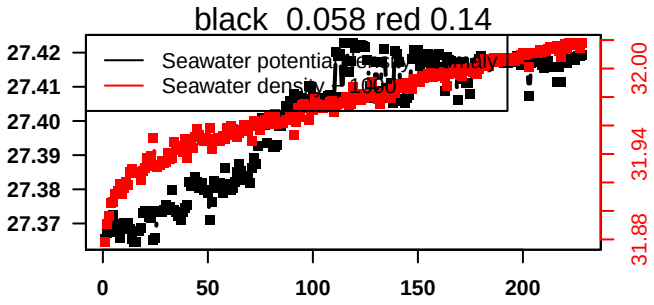
black 0.058 red 0.14
Seawater potential
Seawater density
27.42
27.41
27.40
27.39
27.38
27.37
32.00
31.94
31.88
0
50
100
150
200

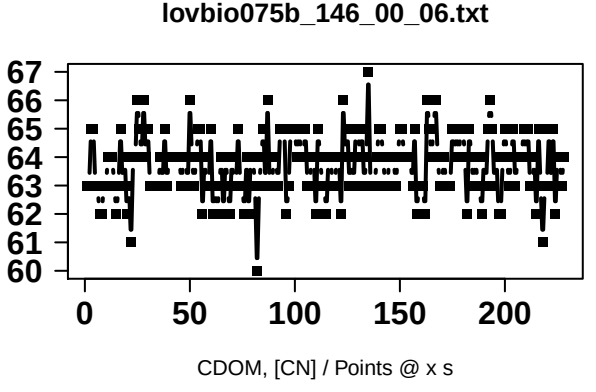
lovbio075b_146_00_06.txt
67
66
65
64
63
62
61
60
0
50
100
150
200
CDOM, [CN] / Points @ x s

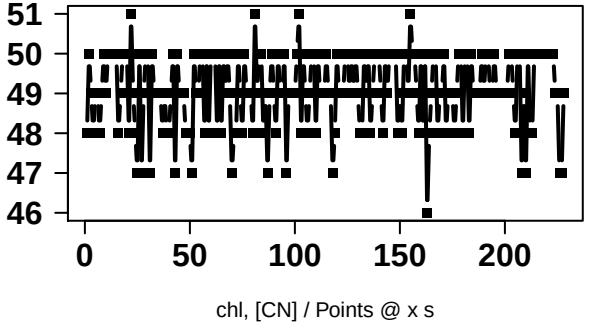
51
50
49
48
47
46
0
50
100
150
200
chl, [CN] / Points @ x s

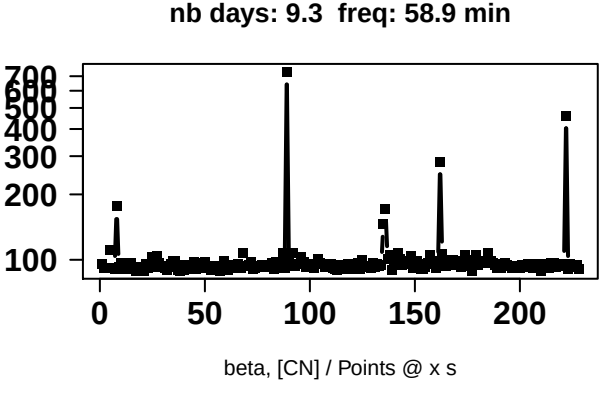
nb days: 9.3 freq: 58.9 min
700
600
500
400
300
200
100
0
50
100
150
200
beta, [CN] / Points @ x s

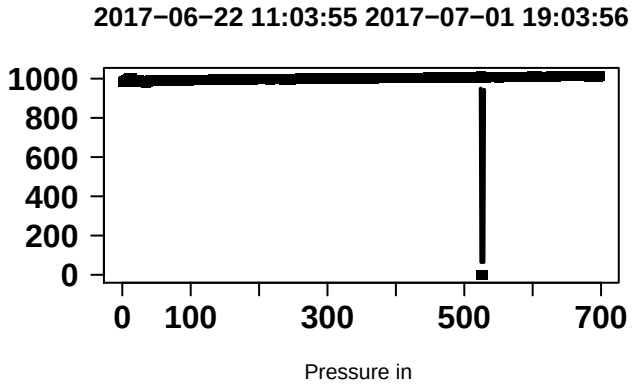
2017−06−22 11:03:55 2017−07−01 19:03:56
1000
800
600
400
200
0
0
100
300
500
700
Pressure in

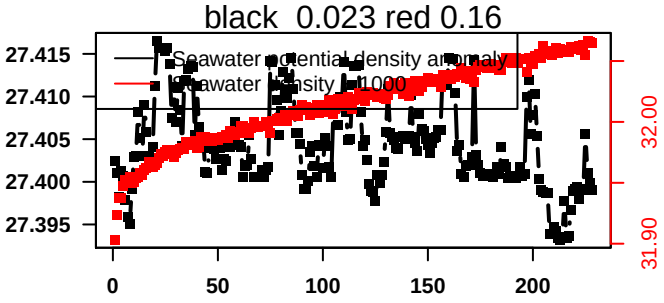
black 0.023 red 0.16
Seawater potential density anomaly
Seawater density at 1000
27.415
27.410
27.405
27.400
27.395
32.00
31.90
0
50
100
150
200

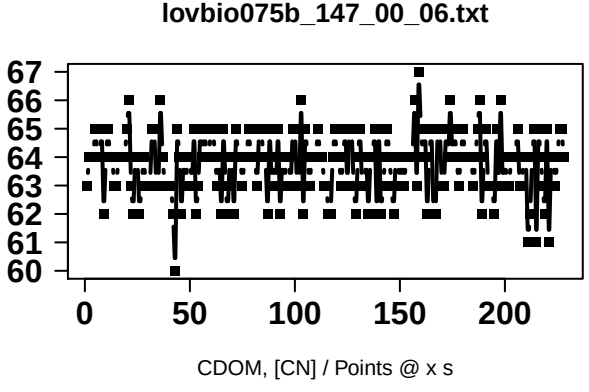
lovbio075b_147_00_06.txt
67
66
65
64
63
62
61
60
0
50
100
150
200
CDOM, [CN] / Points @ x s

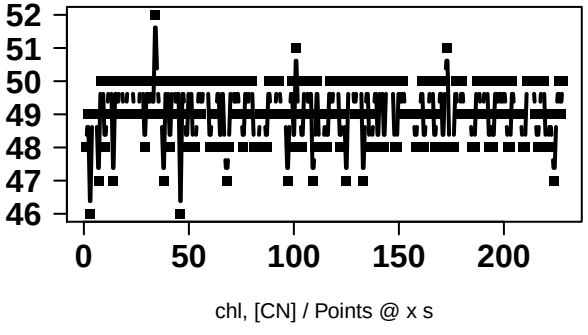
52
51
50
49
48
47
46
0
50
100
150
200
chl, [CN] / Points @ x s

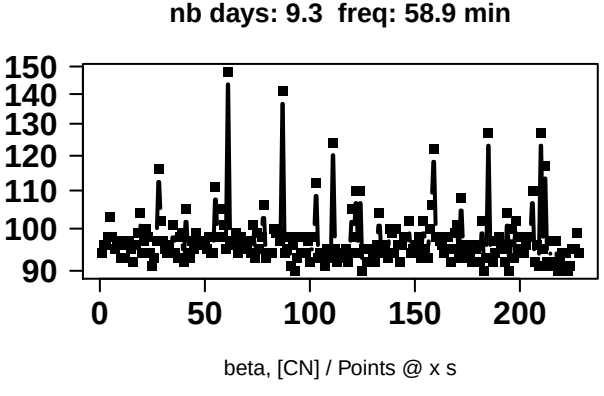
nb days: 9.3 freq: 58.9 min
150
140
130
120
110
100
90
0
50
100
150
200
beta, [CN] / Points @ x s

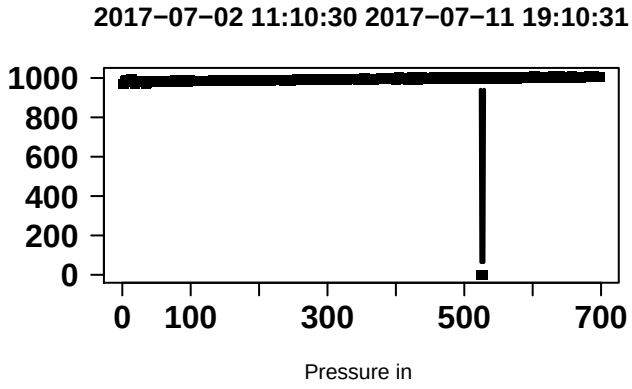
2017−07−02 11:10:30 2017−07−11 19:10:31
1000
800
600
400
200
0
0
100
300
500
700
Pressure in

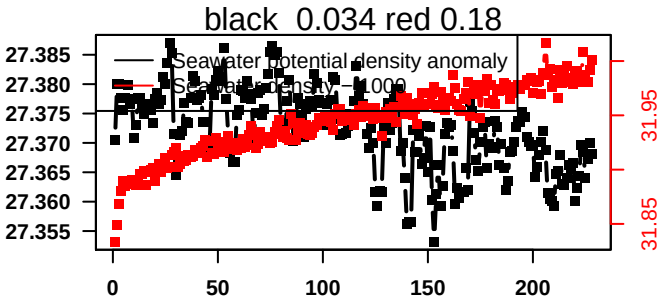
black 0.034 red 0.18
Seawater potential density anomaly
Seawater density −1000
27.385
27.380
27.375
27.370
27.365
27.360
27.355
31.95
31.85
0
50
100
150
200

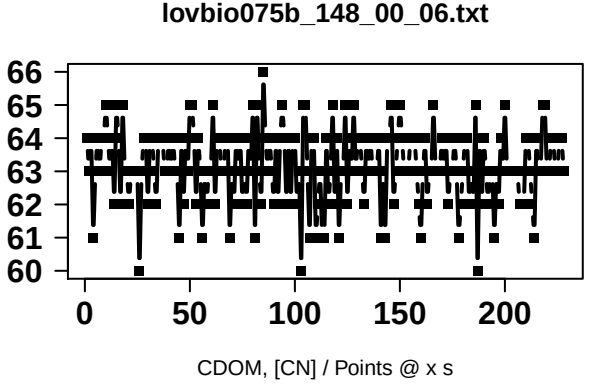
lovbio075b_148_00_06.txt
66
65
64
63
62
61
60
0
50
100
150
200
CDOM, [CN] / Points @ x s

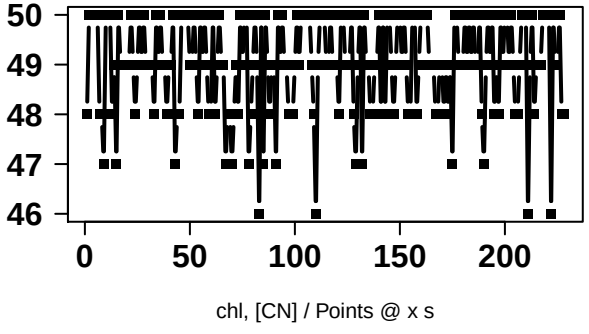
50
49
48
47
46
0
50
100
150
200
chl, [CN] / Points @ x s

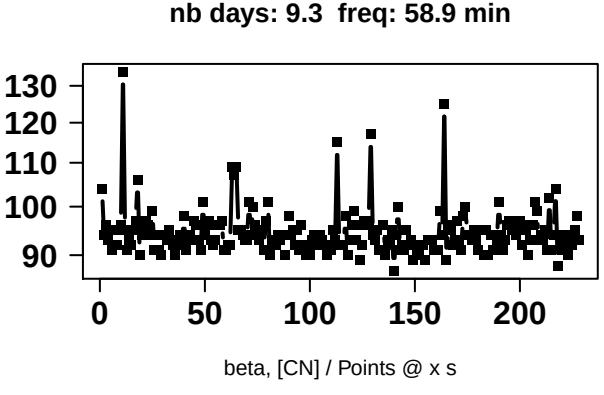
nb days: 9.3 freq: 58.9 min
130
120
110
100
90
0
50
100
150
200
beta, [CN] / Points @ x s

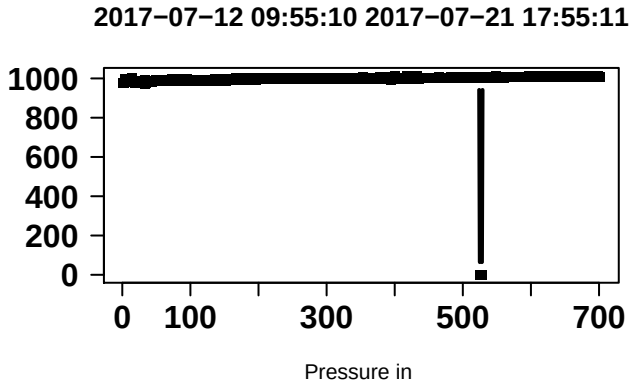
2017−07−12 09:55:10 2017−07−21 17:55:11
1000
800
600
400
200
0
0
100
300
500
700
Pressure in

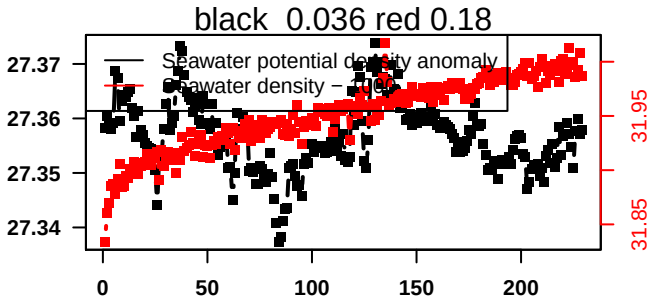
black 0.036 red 0.18
Seawater potential density anomaly
Seawater density − 1000
27.37
27.36
27.35
27.34
31.95
31.85
0
50
100
150
200

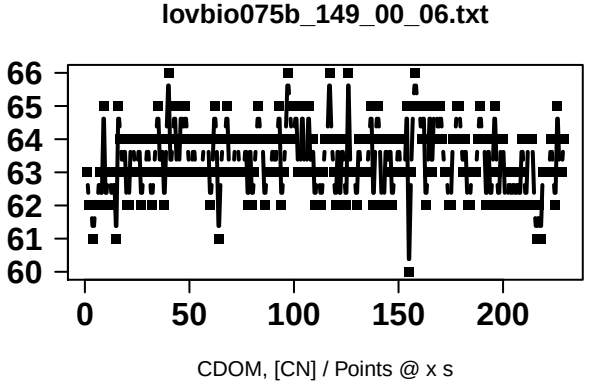
lovbio075b_149_00_06.txt
66
65
64
63
62
61
60
0
50
100
150
200
CDOM, [CN] / Points @ x s

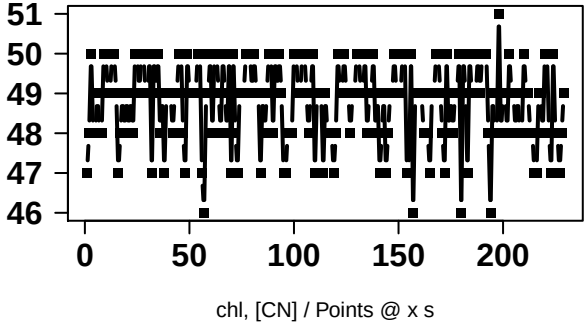
51
50
49
48
47
46
0
50
100
150
200
chl, [CN] / Points @ x s

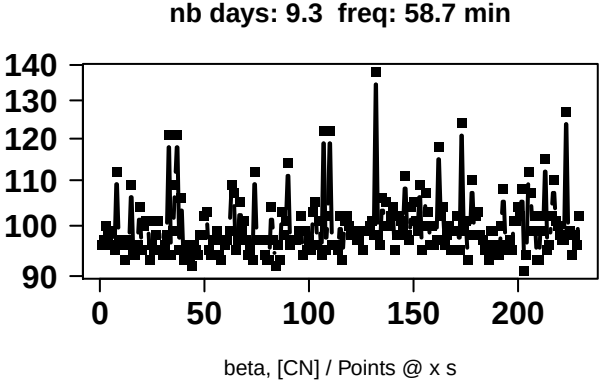
nb days: 9.3 freq: 58.7 min
140
130
120
110
100
90
0
50
100
150
200
beta, [CN] / Points @ x s

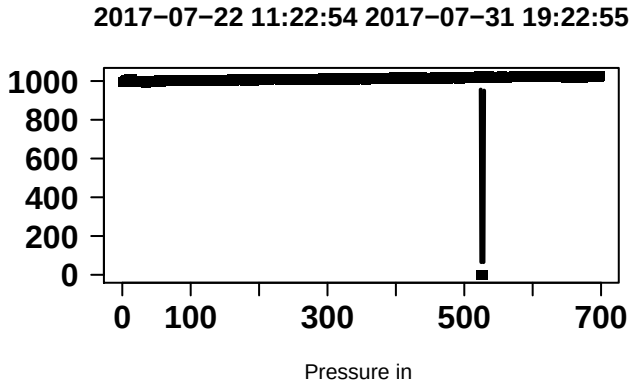
2017−07−22 11:22:54 2017−07−31 19:22:55
1000
800
600
400
200
0
0
100
300
500
700
Pressure in

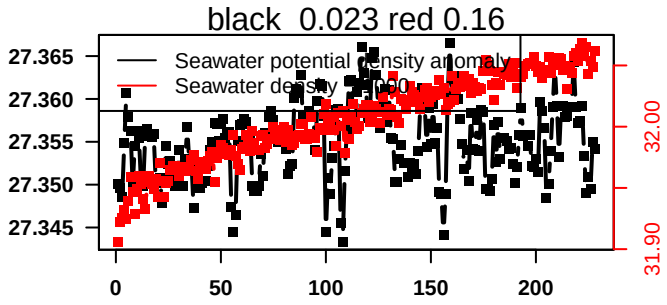
black 0.023 red 0.16
Seawater potential density anomaly
Seawater density
27.365
27.360
27.355
27.350
27.345
32.00
31.90
0
50
100
150
200

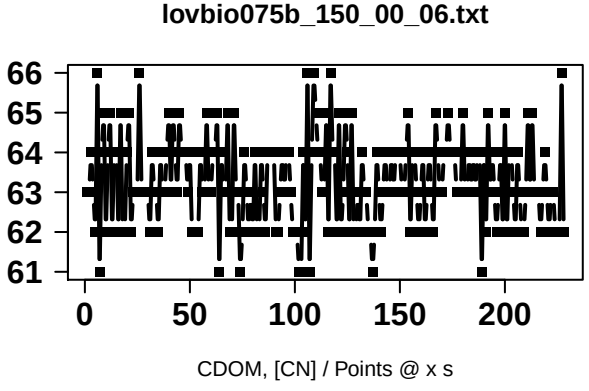
lovbio075b_150_00_06.txt
66
65
64
63
62
61
0
50
100
150
200
CDOM, [CN] / Points @ x s

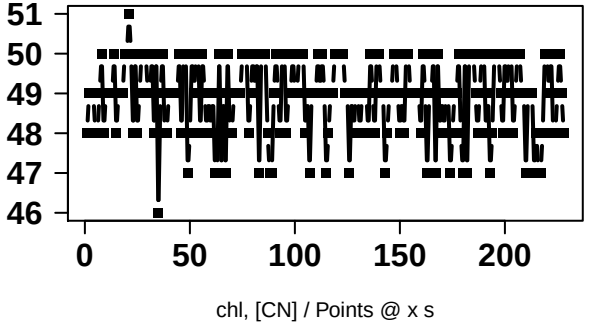
51
50
49
48
47
46
0
50
100
150
200
chl, [CN] / Points @ x s

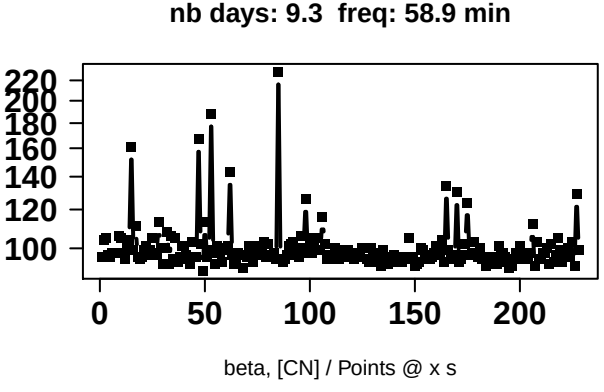
nb days: 9.3 freq: 58.9 min
220
200
180
160
140
120
100
0
50
100
150
200
beta, [CN] / Points @ x s

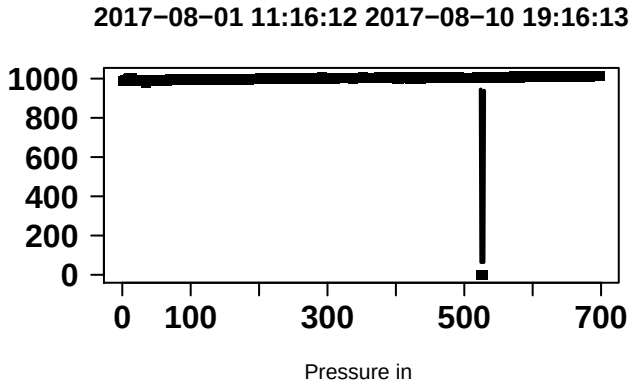
2017−08−01 11:16:12 2017−08−10 19:16:13
1000
800
600
400
200
0
0
100
300
500
700
Pressure in

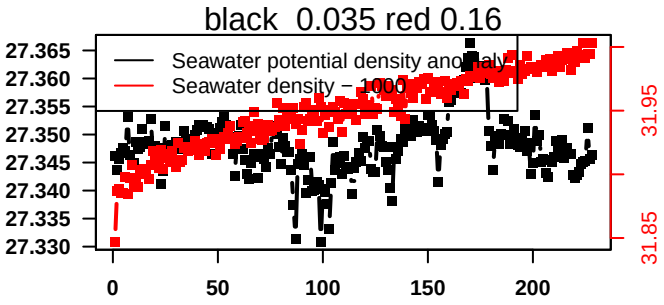
black 0.035 red 0.16
Seawater potential density anomaly
Seawater density − 1000
27.365
27.360
27.355
27.350
27.345
27.340
27.335
27.330
31.95
31.85
0
50
100
150
200

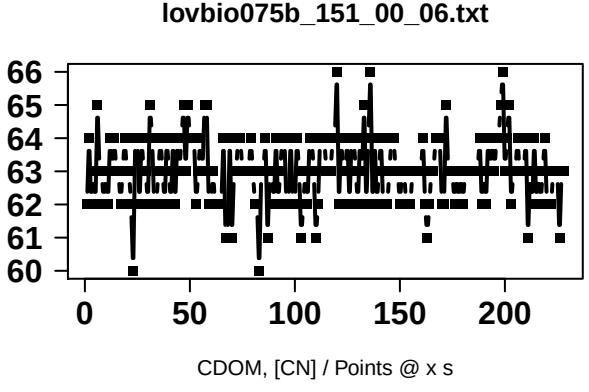
lovbio075b_151_00_06.txt
66
65
64
63
62
61
60
0
50
100
150
200
CDOM, [CN] / Points @ x s

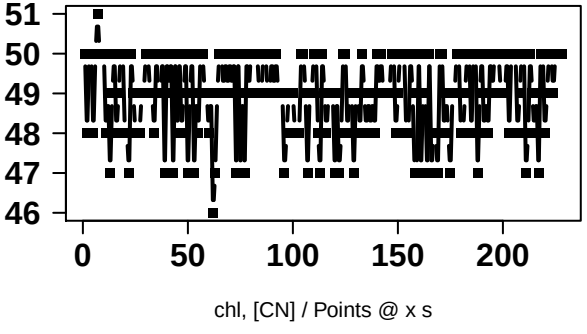
51
50
49
48
47
46
0
50
100
150
200
chl, [CN] / Points @ x s

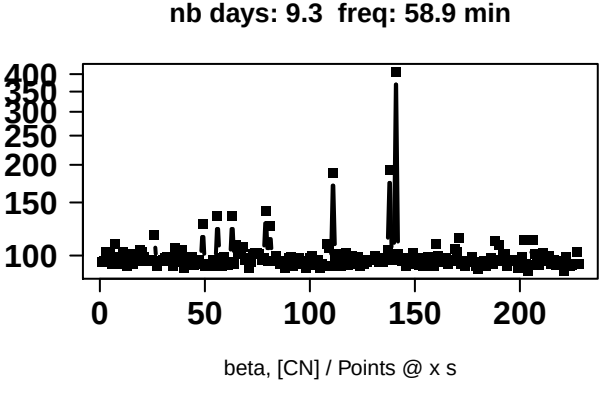
nb days: 9.3 freq: 58.9 min
400
350
300
250
200
150
100
0
50
100
150
200
beta, [CN] / Points @ x s

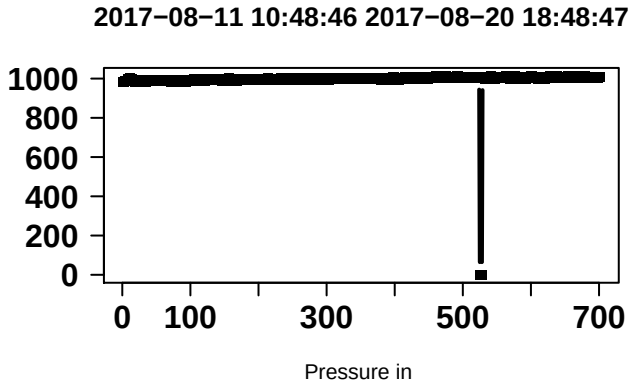
2017−08−11 10:48:46 2017−08−20 18:48:47
1000
800
600
400
200
0
0
100
300
500
700
Pressure in

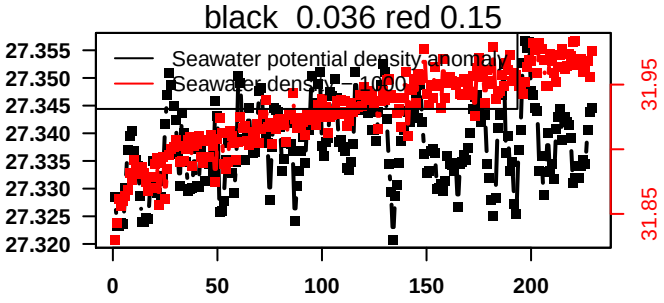
black 0.036 red 0.15
Seawater potential density anomaly
Seawater density −1000
27.355
27.350
27.345
27.340
27.335
27.330
27.325
27.320
31.95
31.85
0
50
100
150
200

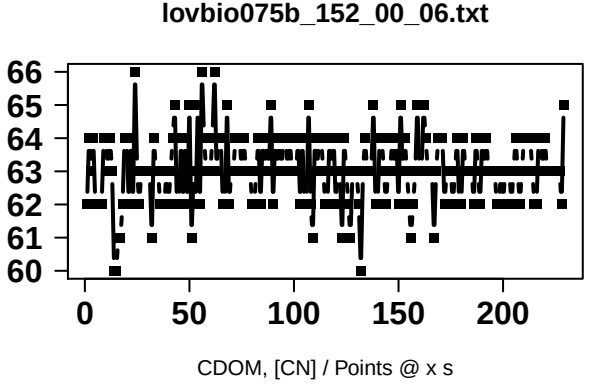
lovbio075b_152_00_06.txt
66
65
64
63
62
61
60
0
50
100
150
200
CDOM, [CN] / Points @ x s

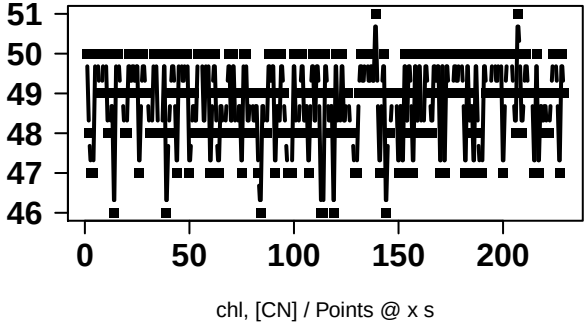
51
50
49
48
47
46
0
50
100
150
200
chl, [CN] / Points @ x s

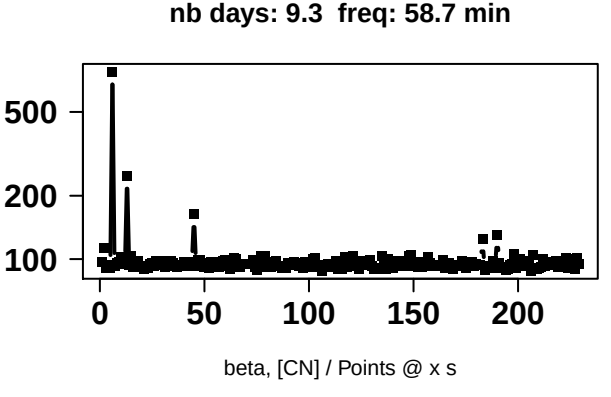
nb days: 9.3 freq: 58.7 min
500
200
100
0
50
100
150
200
beta, [CN] / Points @ x s

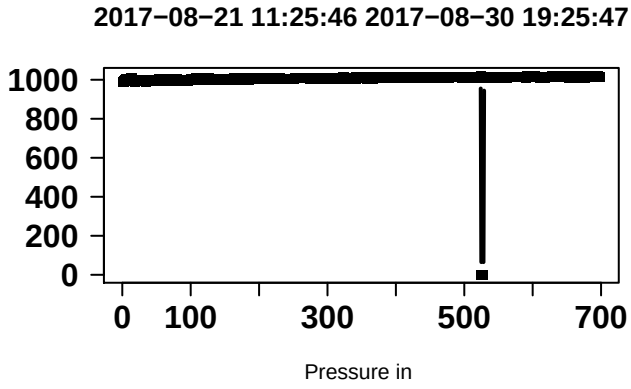
2017−08−21 11:25:46 2017−08−30 19:25:47
1000
800
600
400
200
0
0
100
300
500
700
Pressure in

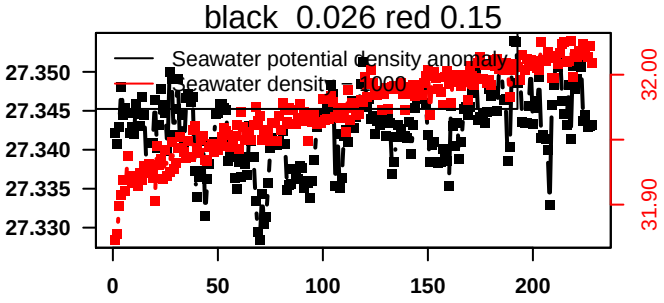
black 0.026 red 0.15
Seawater potential density anomaly
Seawater density - 1000
27.350
27.345
27.340
27.335
27.330
32.00
31.90
0
50
100
150
200

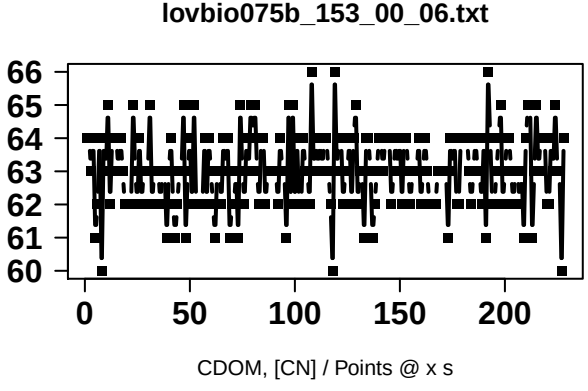
lovbio075b_153_00_06.txt
66
65
64
63
62
61
60
0
50
100
150
200
CDOM, [CN] / Points @ x s

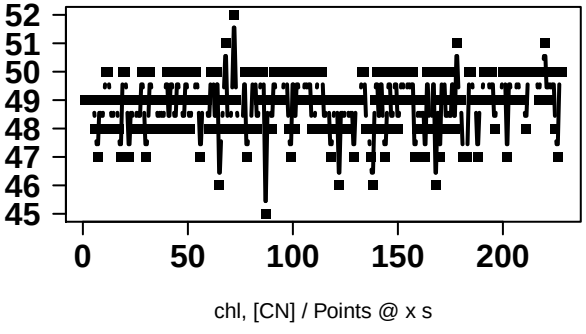
52
51
50
49
48
47
46
45
0
50
100
150
200
chl, [CN] / Points @ x s

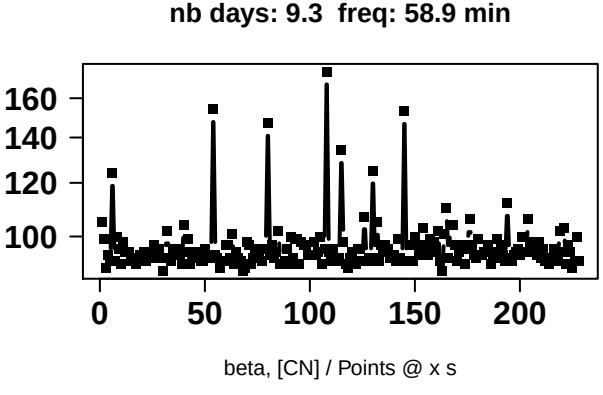
nb days: 9.3 freq: 58.9 min
160
140
120
100
0
50
100
150
200
beta, [CN] / Points @ x s

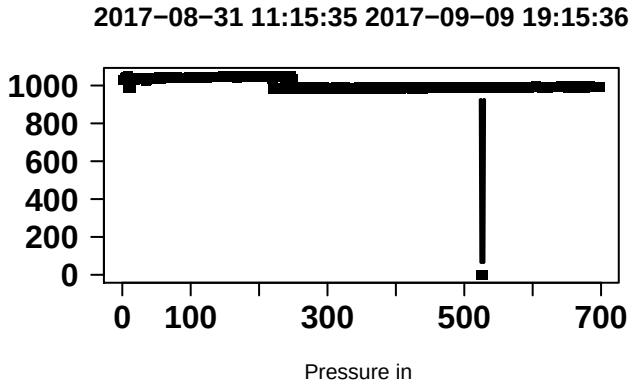
2017−08−31 11:15:35 2017−09−09 19:15:36
1000
800
600
400
200
0
0
100
300
500
700
Pressure in

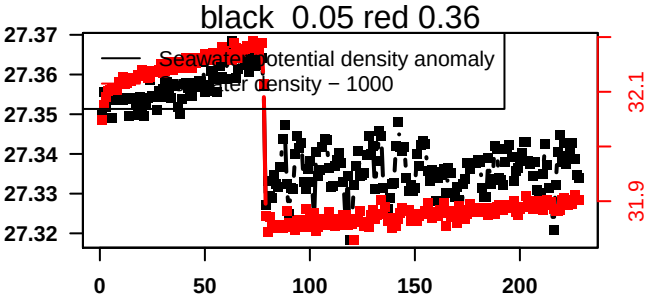
black 0.05 red 0.36
Seawater potential density anomaly
Water density − 1000
27.37
27.36
27.35
27.34
27.33
27.32
32.1
31.9
0
50
100
150
200

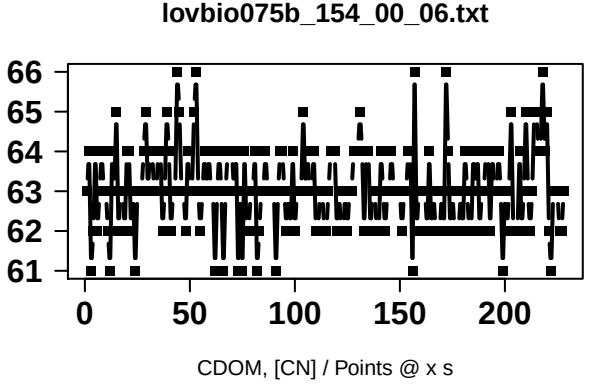
lovbio075b_154_00_06.txt
66
65
64
63
62
61
0
50
100
150
200
CDOM, [CN] / Points @ x s

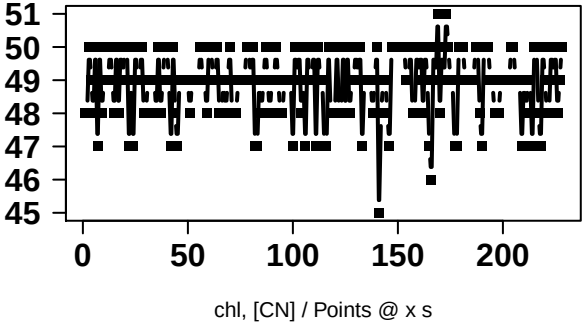
51
50
49
48
47
46
45
0
50
100
150
200
chl, [CN] / Points @ x s

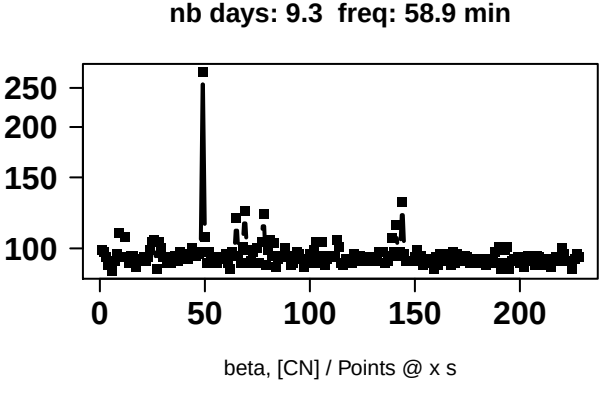
nb days: 9.3 freq: 58.9 min
250
200
150
100
0
50
100
150
200
beta, [CN] / Points @ x s

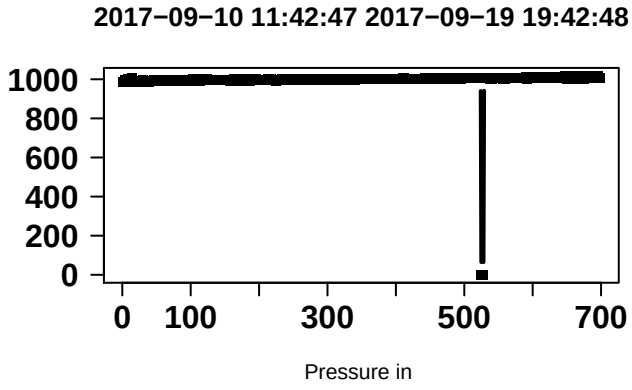
2017−09−10 11:42:47 2017−09−19 19:42:48
1000
800
600
400
200
0
0
100
300
500
700
Pressure in

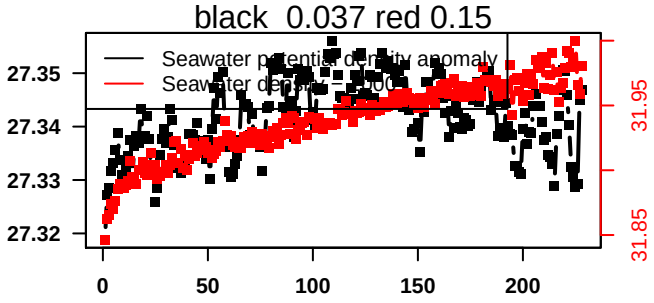
black 0.037 red 0.15
Seawater potential density anomaly
27.35
27.34
27.33
27.32
31.95
31.85
0
50
100
150
200

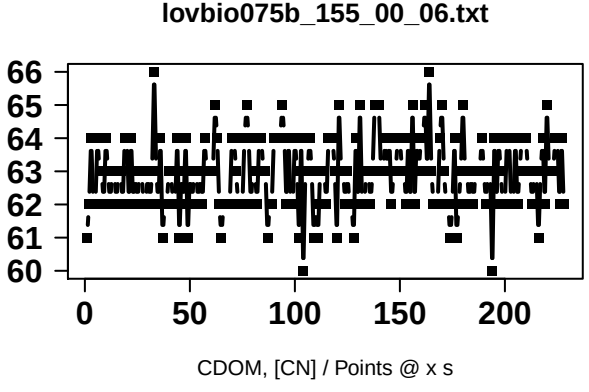
lovbio075b_155_00_06.txt
66
65
64
63
62
61
60
0
50
100
150
200
CDOM, [CN] / Points @ x s

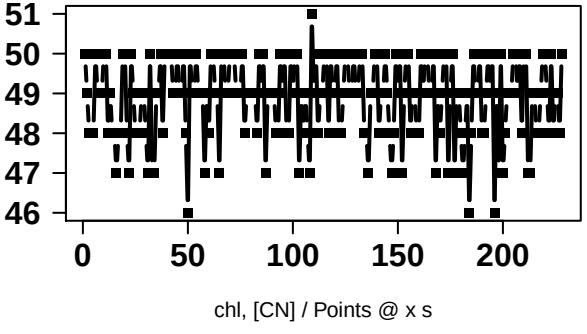
51
50
49
48
47
46
0
50
100
150
200
chl, [CN] / Points @ x s

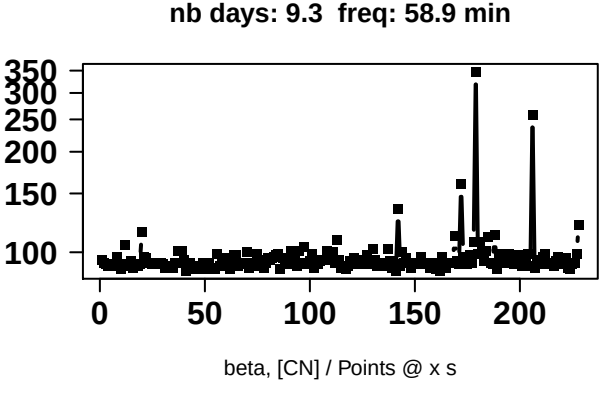
nb days: 9.3 freq: 58.9 min
350
300
250
200
150
100
0
50
100
150
200
beta, [CN] / Points @ x s

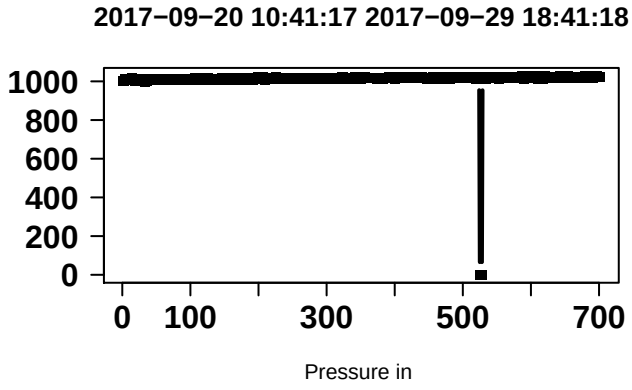
2017−09−20 10:41:17 2017−09−29 18:41:18
1000
800
600
400
200
0
0
100
300
500
700
Pressure in

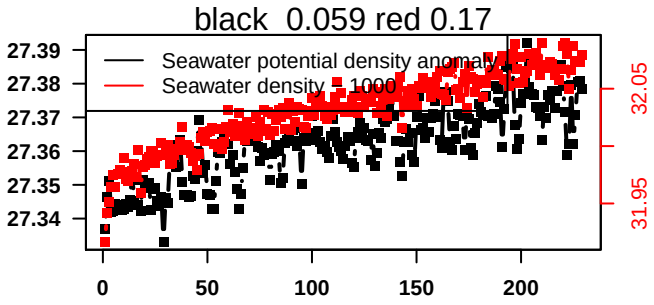
black 0.059 red 0.17
Seawater potential density anomaly
Seawater density − 1000
27.39
27.38
27.37
27.36
27.35
27.34
32.05
31.95
0
50
100
150
200

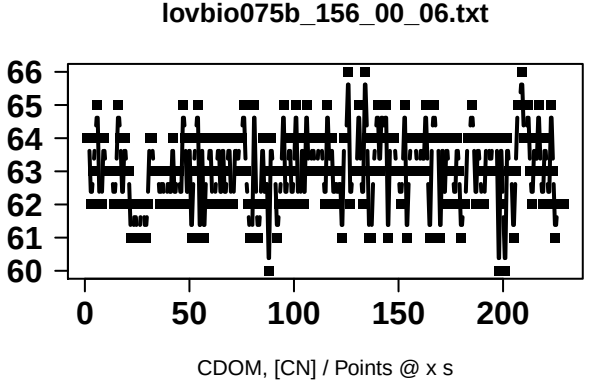
lovbio075b_156_00_06.txt
66
65
64
63
62
61
60
0
50
100
150
200
CDOM, [CN] / Points @ x s

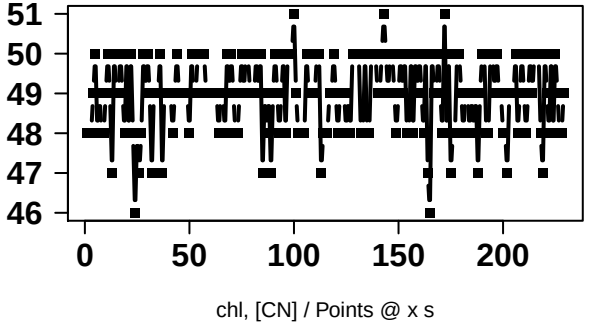
51
50
49
48
47
46
0
50
100
150
200
chl, [CN] / Points @ x s

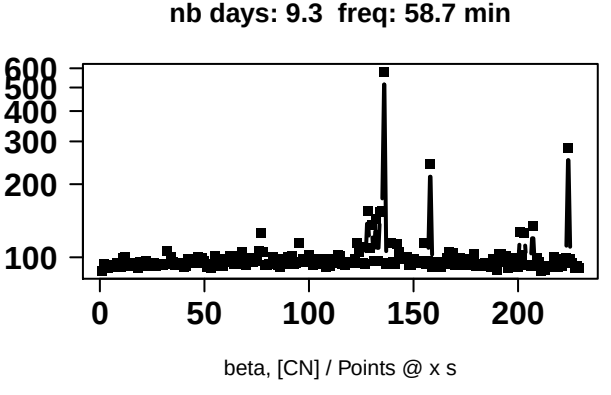
nb days: 9.3 freq: 58.7 min
600
500
400
300
200
100
0
50
100
150
200
beta, [CN] / Points @ x s

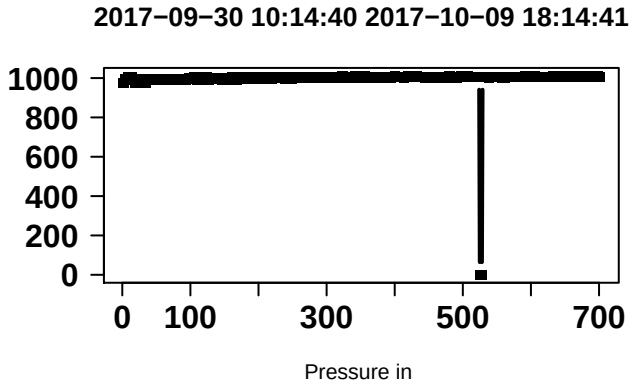
2017−09−30 10:14:40 2017−10−09 18:14:41
1000
800
600
400
200
0
0
100
300
500
700
Pressure in

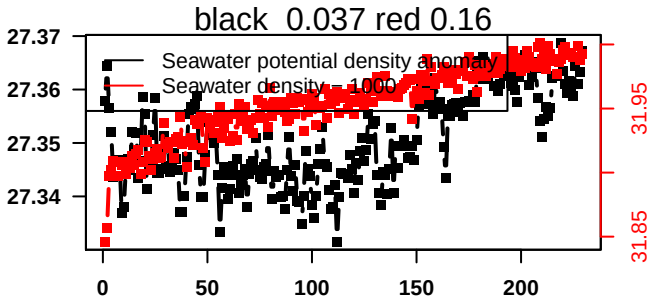
black 0.037 red 0.16
Seawater potential density anomaly
Seawater density − 1000
27.37
27.36
27.35
27.34
31.95
31.85
0
50
100
150
200

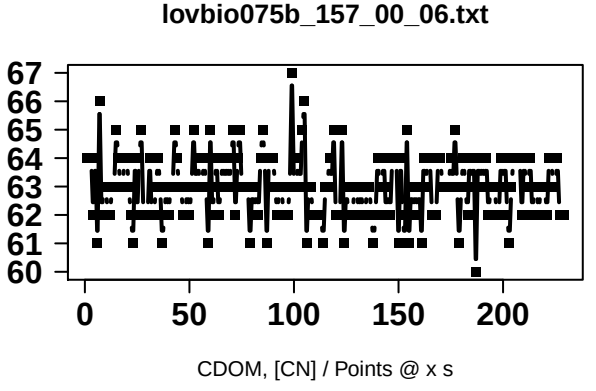
lovbio075b_157_00_06.txt
67
66
65
64
63
62
61
60
0
50
100
150
200
CDOM, [CN] / Points @ x s

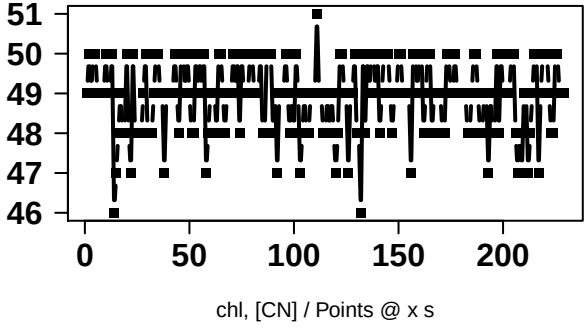
51
50
49
48
47
46
0
50
100
150
200
chl, [CN] / Points @ x s

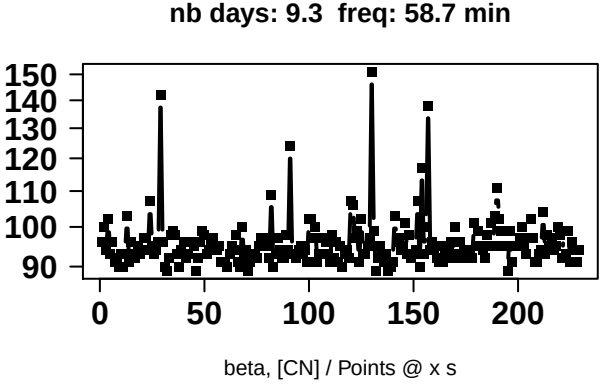
nb days: 9.3 freq: 58.7 min
150
140
130
120
110
100
90
0
50
100
150
200
beta, [CN] / Points @ x s

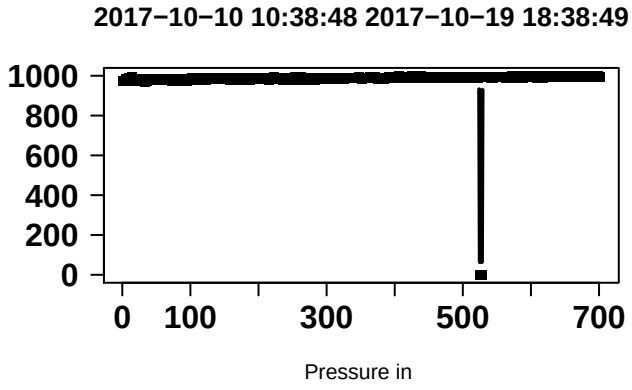
2017−10−10 10:38:48 2017−10−19 18:38:49
1000
800
600
400
200
0
0
100
300
500
700
Pressure in

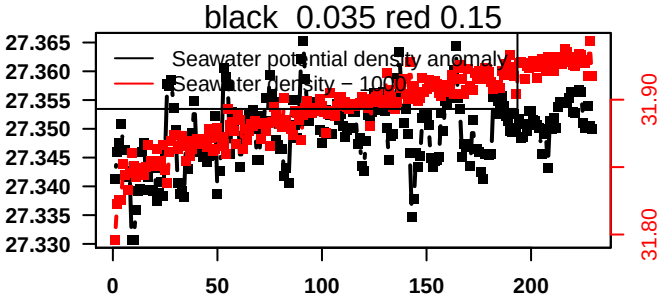
black 0.035 red 0.15
Seawater potential density anomaly
Seawater density − 1000
27.365
27.360
27.355
27.350
27.345
27.340
27.335
27.330
31.90
31.80
0
50
100
150
200

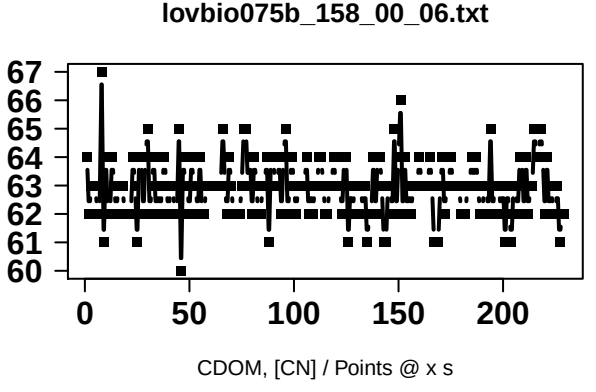
lovbio075b_158_00_06.txt
67
66
65
64
63
62
61
60
0
50
100
150
200
CDOM, [CN] / Points @ x s

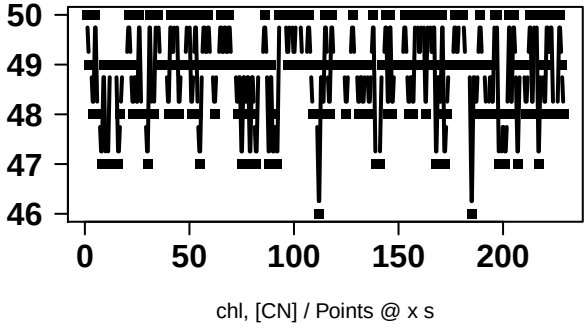
50
49
48
47
46
0
50
100
150
200
chl, [CN] / Points @ x s

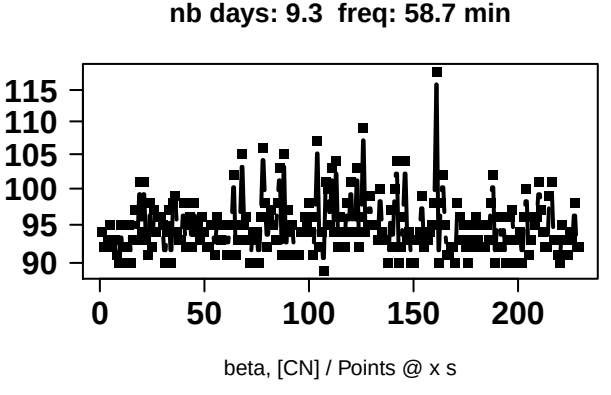
nb days: 9.3 freq: 58.7 min
115
110
105
100
95
90
0
50
100
150
200
beta, [CN] / Points @ x s